

PRIME90 İNCE PENCERE SİSTEMİ SLIM WINDOW SYSTEM

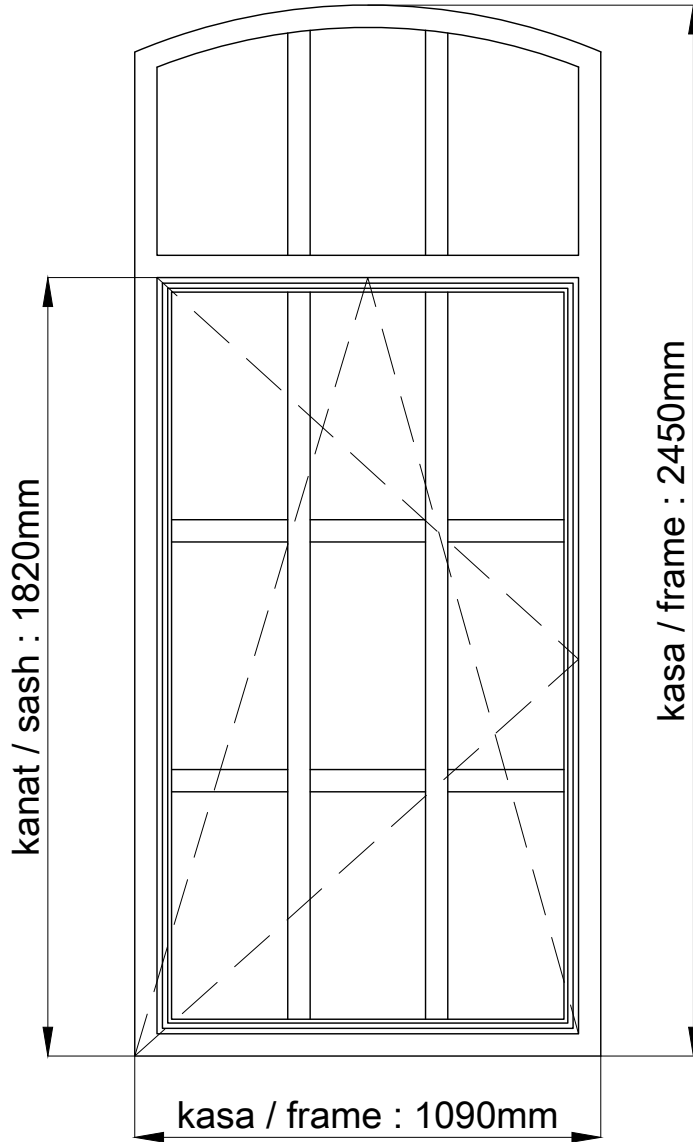
A	ISI HESAPLARI ve PERFORMANS THERMAL CALCULATIONS and PERFORMANCE	A-01 / A-07
B	ALUMİNYUM PROFİLLER ALUMINIUM PROFILES	B-01 / B-04
C	CAM MONTAJ TALİMATI GLAZING ASSEMBLY	C-01 / C-03
D	CONTALAR GASKETS	D-01
E	AKSESUARLAR ACCESSORIES	E-01
F	TAM ÖLÇEKLİ PROFİLLER FULL SCALE PROFILES	F-01 / F-11
G	PRENSİP SİSTEM DETAYLARI PRINCIPAL SECTIONS	G-01 / G-28
H	ÜRETİM TALİMATLARI MANUFACTURING INSTRUCTIONS	H-01 / H-37

PRIME90
İNCE PENCERE SİSTEMİ
SLIM WINDOW SYSTEM

ISI HESAPLARI ve PERFORMANS
THERMAL CALCULATIONS
and PERFORMANCE

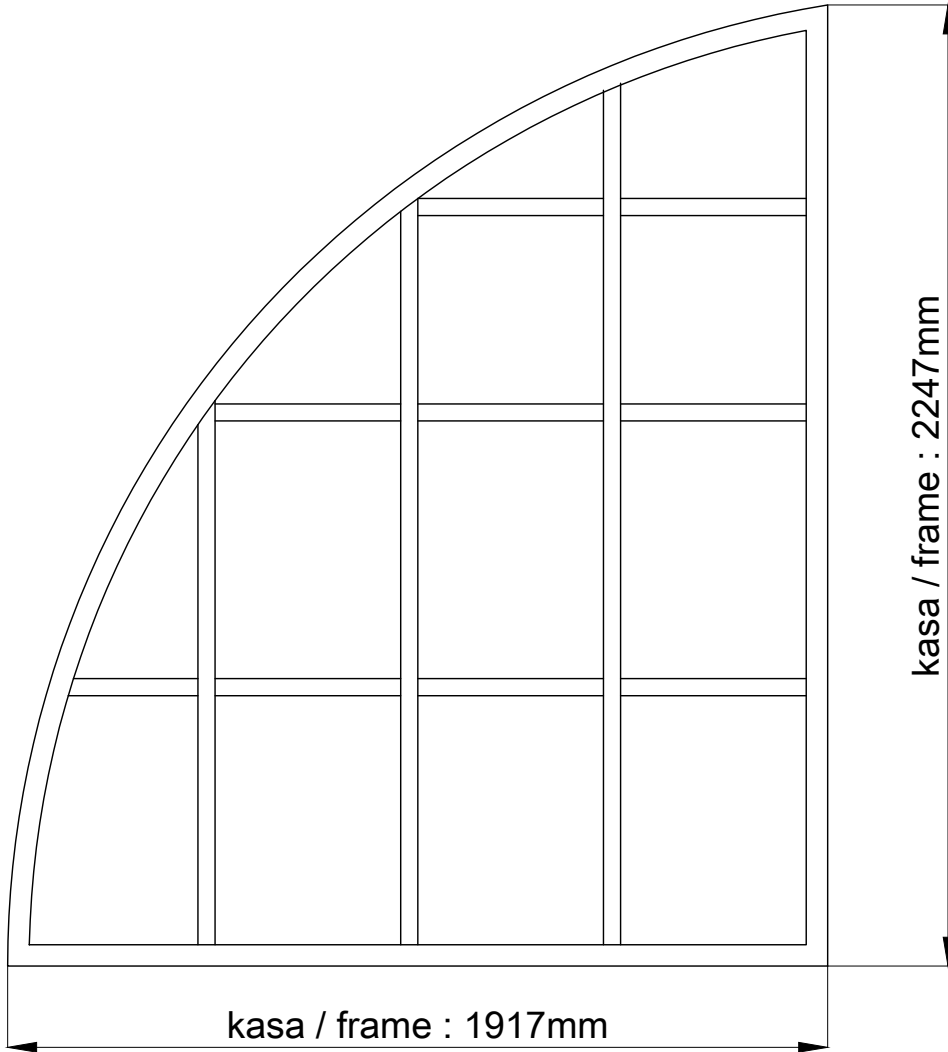
PRIME90 İNCE PENCERE SİSTEMİ SLIM WINDOW SYSTEM

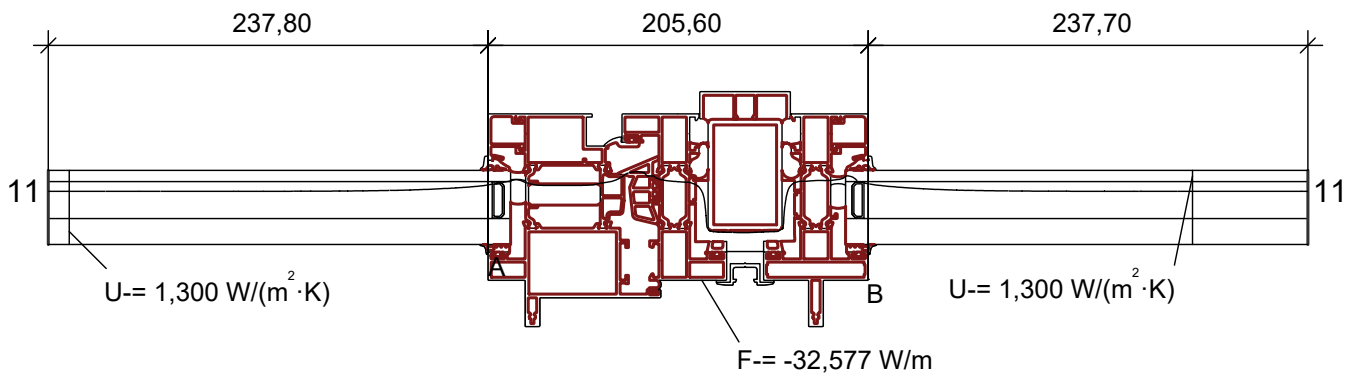
TEST ÜNİTESİ test specimen	hava geçirgenlik air permeability	su sızdırmazlık watertightness	rüzgar dayanım resist.to wind	RAPOR NO report no



ICON 70TH
TERS VASİSTAS PENCERE SİSTEMİ
TOP HUNG WINDOW SYSTEM

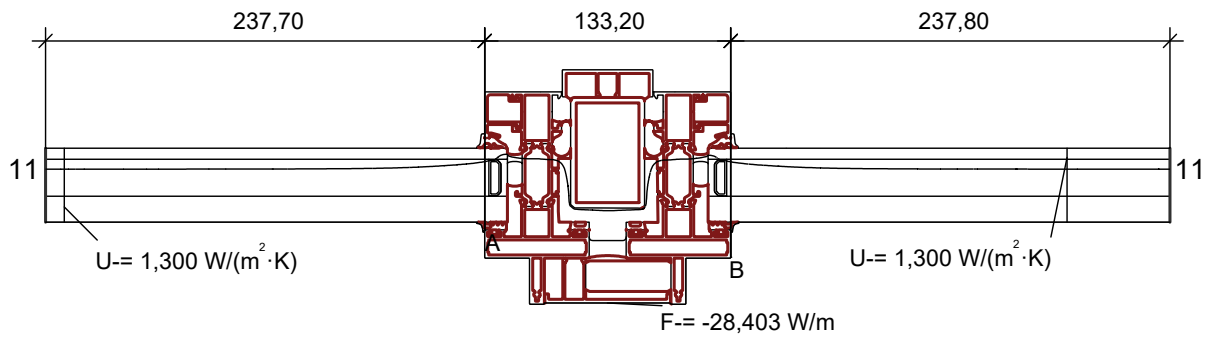
TEST ÜNİTESİ test specimen	hava geçirgenlik air permeability	su sızdırmazlık watertightness	rüzgar dayanım resist.to wind	RAPOR NO report no





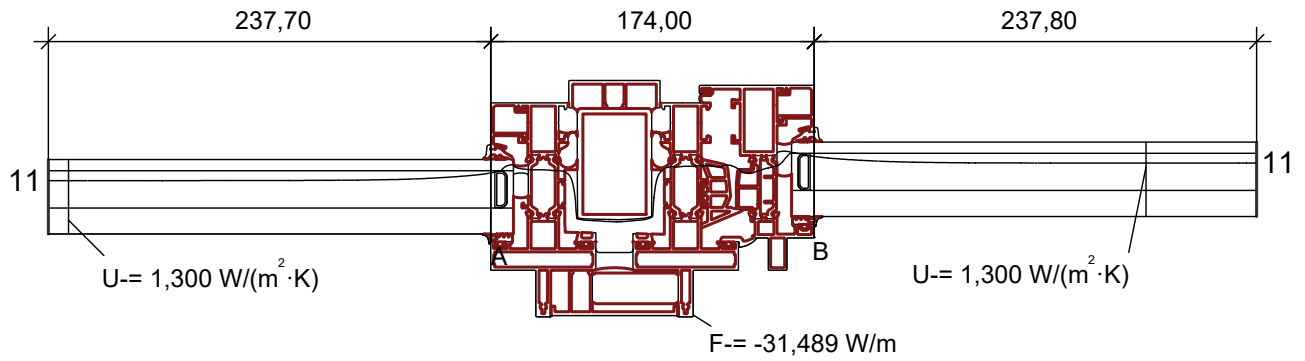
$$\begin{aligned}
 \frac{\Phi}{DT} &= \frac{32,577}{29,000} - 1,300 \cdot 0,238 - 1,300 \cdot 0,238 \\
 &= \frac{0,206}{0,206} = 2,46 \text{ W/(m} \cdot \text{K)}
 \end{aligned}$$

Material	λ [W/(m·K)]	ϵ	Boundary Condition	q [W/m ²]	C_p [C]	R [(m·K) ² /W]	ϵ
Aluminium (Si Alloys)	160,000	0,900	Epsilon 0.9				0,900
Butyl (Isobuten), heissgeschmolzen	0,240		Exterior, frame	-7,000			0,040
EPDM (ethylene propylene diene monomer)	0,250	0,900	Interior, frame, normal	22,000			0,130
Edelstahl, Fa. SGG	15,000		Interior, frame, reduced	22,000			0,200
Gasfilling(30)	0,035		Symmetry/Model section	0,000			
Gasfilling(31)	0,035						
PU (polyurethane) Yeni	0,024	0,900					
Polyamid 6.6 with 25% glass fibre	0,300	0,900					
Polysulfid	0,400	0,900					
SAN 35% glass fiber	0,160						
SOSis	0,038	0,900					
Silicagel (Trockenmittel)	0,130						
Soda lime glass	1,000	0,900					
Steel (1)	50,000	0,900					
Unventilated air cavity	anisotropic						
struktür silikon	0,020	0,900					



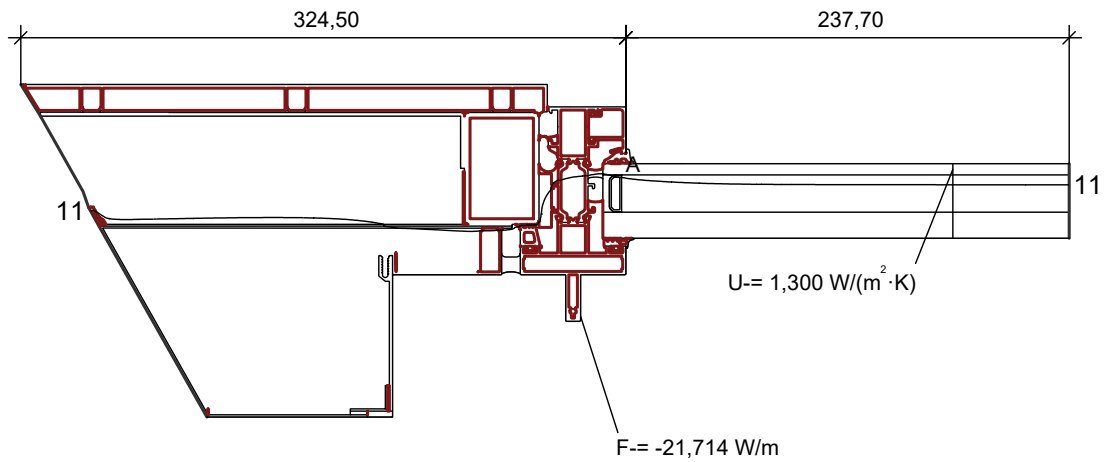
$$\begin{aligned}
 \frac{\Phi}{DT} &= \frac{28,403}{29,000} - 1,300 \cdot 0,238 - 1,300 \cdot 0,238 \\
 &= \frac{28,403}{29,000} - 0,6124 = 0,133 \\
 \text{UTJ A,B} &= \frac{\Phi}{DT} = 0,133 = 2,71 \text{ W/(m} \cdot \text{K)}
 \end{aligned}$$

Material	l [W/(m·K)]	ϵ	Boundary Condition	q [W/m ²]	C [C]	R [(m·K) ² /W]	ϵ
Aluminium (Si Alloys)	160,000	0,900	Epsilon 0.9				0,900
Butyl (Isobuten), heissgeschmolzen	0,240		Exterior, frame	-7,000			0,040
EPDM (ethylene propylene diene monomer)	0,250	0,900	Interior, frame, normal	22,000			0,130
Edelstahl, Fa. SGG	15,000		Interior, frame, reduced	22,000			0,200
Gasfilling(30)	0,035		Symmetry/Model section	0,000			
Gasfilling(31)	0,035						
PU (polyurethane) Yeni	0,024	0,900					
Polyamid 6.6 with 25% glass fibre	0,300	0,900					
Polysulfid	0,400	0,900					
SAN 35% glass fiber	0,160						
SOSis	0,038	0,900					
Silicagel (Trockenmittel)	0,130						
Soda lime glass	1,000	0,900					
Steel (1)	50,000	0,900					
Unventilated air cavity	anisotropic						
struktür silikon	0,020	0,900					



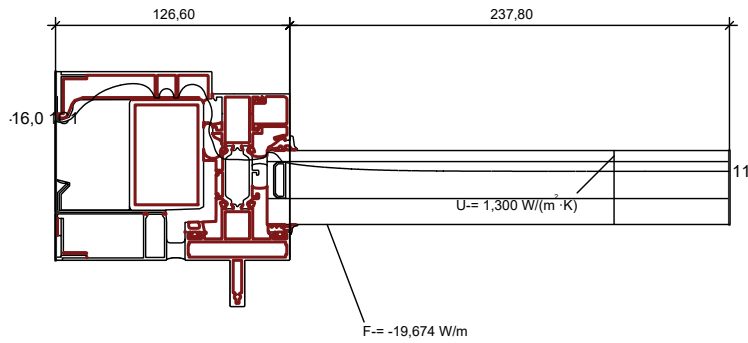
$$UT_{J,A,B} = \frac{\Phi}{DT} = \frac{31,489}{29,000} - 1,300 \cdot 0,238 - 1,300 \cdot 0,238 = 2,69 \text{ W/(m} \cdot \text{K)}$$

Material	l[W/(m·K)]	ε	Boundary Condition	q[W/m²]	C [C]	R[(m·K)²/W]	ε
Aluminium (Si Alloys)	160,000	0,900	Epsilon 0.9				0,900
Butyl (Isobuten), heissgeschmolzen	0,240		Exterior, frame	-7,000			0,040
EPDM (ethylene propylene diene monomer)	0,250	0,900	Interior, frame, normal	22,000			0,130
Edelstahl, Fa. SGG	15,000		Interior, frame, reduced	22,000			0,200
Gasfilling(30)	0,035		Symmetry/Model section	0,000			
Gasfilling(31)	0,035						
PU (polyurethane) Yeni	0,024	0,900					
Polyamid 6.6 with 25% glass fibre	0,300	0,900					
Polysulfid	0,400	0,900					
SAN 35% glass fiber	0,160						
SOSis	0,038	0,900					
Silicagel (Trockenmittel)	0,130						
Soda lime glass	1,000	0,900					
Steel (1)	50,000	0,900					
Unventilated air cavity	anisotropic						
struktür silikon	0,020	0,900					



$$UT_{J,A,B} = \frac{\Phi}{DT} = \frac{21,714}{29,000} - 1,300 \cdot 0,238 = 1,36 \text{ W/(m} \cdot \text{K)}$$

Material	λ [W/(m·K)]	ϵ	Boundary Condition	q [W/m ²]	C_p [J/(m ³ ·K)]	R [(m ² ·K) ² /W]	ϵ
Aluminium (Si Alloys)	160,000	0,900	Epsilon 0.9				0,900
Butyl (Isobuten), heissgeschmolzen	0,240		Exterior, frame	-7,000			0,040
EPDM (ethylene propylene diene monomer)	0,250	0,900	Interior, frame, normal	22,000			0,130
Edelstahl, Fa. SGG	15,000		Interior, frame, reduced	22,000			0,200
Gasfilling(30)	0,035		Symmetry/Model section	0,000			
Gasfilling(31)	0,035						
PU (polyurethane) Yeni	0,024	0,900					
Polyamid 6.6 with 25% glass fibre	0,300	0,900					
Polysulfid	0,400	0,900					
SAN 35% glass fiber	0,160						
SOSis	0,038	0,900					
Silicagel (Trockenmittel)	0,130						
Soda lime glass	1,000	0,900					
Steel (1)	50,000	0,900					
Unventilated air cavity	anisotropic						
struktür silikon	0,020	0,900					

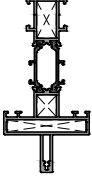
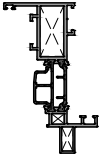
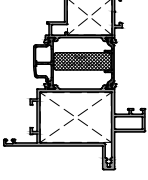
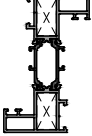
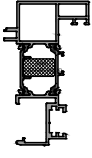


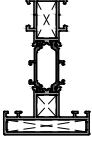
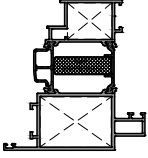

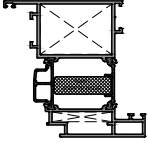



$$\begin{aligned}
 \frac{\Phi}{DT} &= \frac{19,674}{29,000} - 1,300 \cdot 0,238 \\
 &= \frac{0,678}{0,127} = 2,92 \text{ W/(m} \cdot \text{K)}
 \end{aligned}$$











Material	λ [W/(m·K)]	ϵ	Boundary Condition	q [W/m ²]	C_p [J/(m ³ ·K)]	R [(m ³ ·K ²)/W]	ϵ
Aluminium (Si Alloys)	160,000	0,900	Epsilon 0.9				0,900
Butyl (Isobuten), heissgeschmolzen	0,240		Exterior, frame	-7,000			0,040
EPDM (ethylene propylene diene monomer)	0,250	0,900	Interior, frame, normal	22,000			0,130
Edelstahl, Fa. SGG	15,000		Interior, frame, reduced	22,000			0,200
Gasfilling(30)	0,035		Symmetry/Model section	0,000			
Gasfilling(31)	0,035						
PU (polyurethane) Yeni	0,024	0,900					
Polyamid 6.6 with 25% glass fibre	0,300	0,900					
Polysulfid	0,400	0,900					
SAN 35% glass fiber	0,160						
SOSis	0,038	0,900					
Silicagel (Trockenmittel)	0,130						
Soda lime glass	1,000	0,900					
Steel (1)	50,000	0,900					
Unventilated air cavity	anisotropic						
struktür silikon	0,020	0,900					

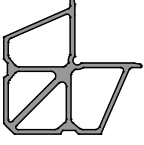
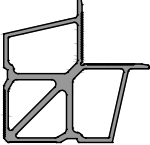
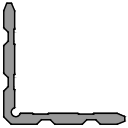
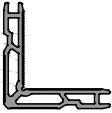
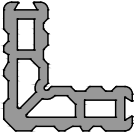
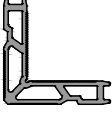
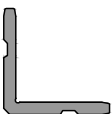
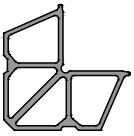
PRIME90
İNCE PENCERE SİSTEMİ
SLIM WINDOW SYSTEM



ALUMİNYUM PROFİLLER
ALUMINIUM PROFILES

PROFİL ŞEKLİ PROFILE SECTION	PROFİL ADI PROFILE NO	KALIP KODU DIE NO	PROFİL TANIMI PROFILE DESCRIPTION	AĞIRLIK WEIGHT
	P 2175	18092 + 18093	ORTA KAYIT PROFİLİ mullion profile	2,055kg/mt
	P 2176	18094 + 18095	KANAT PROFİLİ sash profile	1,720kg/mt
	P 2177	18099 + 18100	DIŞA AÇILIR KAPI PROFİLİ outward opening sash profile	2,685kg/mt
	P 2178	18101 + 18101	Z KASA PROFİLİ Z frame profile	1,775kg/mt
	P 2179	18103 + 18104	ÇİFT KANAT ADAPTÖR PROFİLİ double sash adapter profile	1,795kg/mt

PROFİL ŞEKLİ PROFILE SECTION	PROFİL ADI PROFILE NO	KALIP KODU DIE NO	PROFİL TANIMI PROFILE DESCRIPTION	AĞIRLIK WEIGHT
	P 2193	18092 + 18280	ORTA KAYIT PROFİLİ mullion profile	1,770kg/mt
	P 2194	18099 + 18282	DIŞA AÇILIR KAPI PROFİLİ outward opening sash profile	2,500kg/mt
	P 2195	18283 + 18284	EŞİK PROFİLİ threshold profile	0,975kg/mt
	P 2196	18272 + 18273	İÇE AÇILIR KAPI PROFİLİ inward opening sash profile	2,445kg/mt
	P 2198	18281	KAPI ALT BİNİ PROFİLİ door bottom bead profile	0,375kg/mt
	P 2199	18285	KAPI ALT BİNİ PROFİLİ door bottom bead profile	0,170kg/mt
	P 1020	12769	TİJ PROFİLİ rod profile	0,105kg/mt

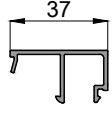



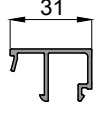



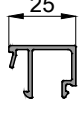







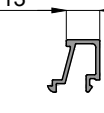



PROFİL ŞEKLİ PROFILE SECTION	PROFİL ADI PROFILE NO	KALIP KODU DIE NO	PROFİL TANIMI PROFILE DESCRIPTION	AĞIRLIK WEIGHT
	P 2180		12,5mm CAM ÇITASI 12,5mm glazing bead profile	0,240kg/mt
	P 2181	18279	18,5mm CAM ÇITASI 18,5mm glazing bead profile	0,285kg/mt
	P 2182	18096	25mm CAM ÇITASI 25mm glazing bead profile	0,295kg/mt
	P 2183		30,5mm CAM ÇITASI 30,5mm glazing bead profile	0,320kg/mt
	P 2184		36,5mm CAM ÇITASI 36,5mm glazing bead profile	0,340kg/mt
	P 2185	18097	CAM ÜZERİ BÖLME PROFİLİ glass divider profile	0,725kg/mt
	P 2186	18098	CAM ÜZERİ BÖLME PROFİLİ glass divider profile	0,630kg/mt
	P 2187	18102	CAM ÜZERİ BÖLME PROFİLİ glass divider profile	0,810kg/mt
	P 2188	18105	YÜKSEK CAM ÇITASI tall glazing bead profile	0,700kg/mt
	P 2189	18106	DIŞ CAM ÇITASI outer glazing bead profile	0,630kg/mt

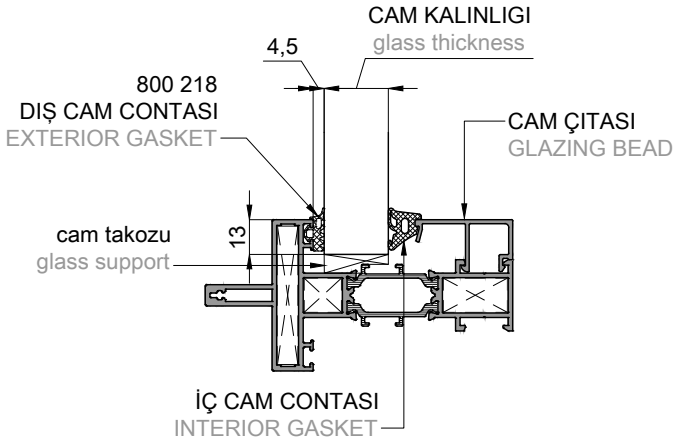
PROFİL ŞEKLİ PROFILE SECTION	PROFİL ADI PROFILE NO	KALIP KODU DIE NO	PROFİL TANIMI PROFILE DESCRIPTION	AĞIRLIK WEIGHT
	P 2190	9088	KÖŞE TAKOZ PROFİLİ corner cleat profile	3,780kg/mt
	P 2191	9137	KÖŞE TAKOZ PROFİLİ corner cleat profile	4,235kg/mt
	P 1017	11182	KÖŞE TAKOZ PROFİLİ corner cleat profile	2,505kg/mt
	P 2192	9132	KÖŞE TAKOZ PROFİLİ corner cleat profile	2,330kg/mt
	P 1162	5543	KÖŞE TAKOZ PROFİLİ corner cleat profile	6,705kg/mt
	P 2158	5541	KÖŞE TAKOZ PROFİLİ corner cleat profile	2,550 kg/mt
	P 1574	9083	KÖŞE TAKOZ PROFİLİ corner cleat profile	2,675kg/mt
	P 2197	9086	KÖŞE TAKOZ PROFİLİ corner cleat profile	3,385kg/mt

PROFİL ŞEKLİ PROFILE SECTION	PROFİL ADI PROFILE NO	KALIP KODU DIE NO	PROFİL TANIMI PROFILE DESCRIPTION	AĞIRLIK WEIGHT
	P 2203	18159	KAPATMA PROFİLİ Closing profile	0,545kg/mt
	P 2204	18114	KAPATMA PROFİLİ Closing profile	0,490kg/mt

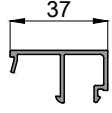



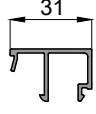



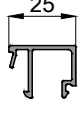











PRIME90TRS
İNCE PENCERE SİSTEMİ
SLIM WINDOW SYSTEM

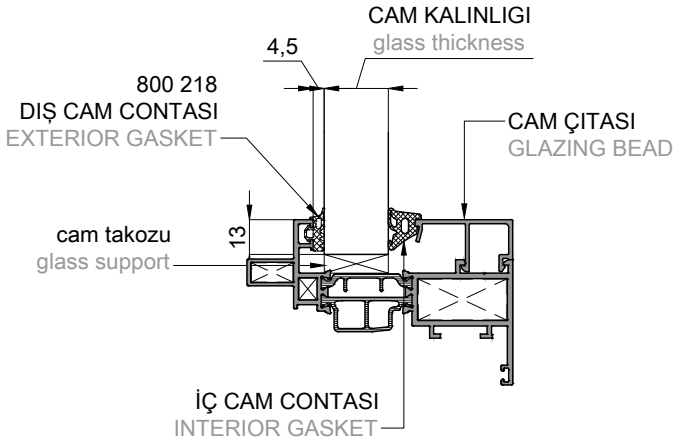
CAM MONTAJ TALİMATI
GLAZING ASSEMBLY

CAM KALINLIĞI glass thickness	ÇITA glazing bead		CAM CONTASI glazing gasket	
	profil section	kod code	conta şekli section	kod code
24mm		800 278 (10mm)		800 278 (10mm)
26mm				800 277 (8mm)
28mm				800 271 (6mm)
30mm		800 278 (10mm)		800 278 (10mm)
32mm				800 277 (8mm)
34mm				800 271 (6mm)
36mm		800 278 (10mm)		800 278 (10mm)
38mm				800 277 (8mm)
40mm				800 271 (6mm)
42mm		800 278 (10mm)		800 278 (10mm)
44mm				800 277 (8mm)
46mm				800 271 (6mm)
48mm		800 278 (10mm)		800 278 (10mm)
50mm				800 277 (8mm)
52mm				800 271 (6mm)



Yanda tablodaki veriler teoriktir.
Lütfen cam ve conta toleranslarını dikkate alınız.
selection tables promise a first planning.
Please keep the glass and gasket tolerances in mind.






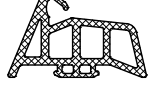




CAM KALINLIĞI glass thickness	ÇITA glazing bead		CAM CONTASI glazing gasket	
	profil section	kod code	conta şekli section	kod code
24mm		P 2184 (37mm)		800 278 (10mm)
26mm				800 277 (8mm)
28mm				800 271 (6mm)
30mm		P 2183 (31mm)		800 278 (10mm)
32mm				800 277 (8mm)
34mm				800 271 (6mm)
36mm		P 2182 (25mm)		800 278 (10mm)
38mm				800 277 (8mm)
40mm				800 271 (6mm)
42mm		P 2181 (19mm)		800 278 (10mm)
44mm				800 277 (8mm)
46mm				800 271 (6mm)
48mm		P 2180 (13mm)		800 278 (10mm)
50mm				800 277 (8mm)
52mm				800 271 (6mm)



Yanda tablodaki veriler teoriktir.
Lütfen cam ve conta toleranslarını dikkate alınız.
selection tables promise a first planning.
Please keep the glass and gasket tolerances in mind.

PRIME90
İNCE PENCERE SİSTEMİ
SLIM WINDOW SYSTEM

CONTALAR
GASKETS

CONTA ŞEKLİ GASKET SECTION	CONTA KODU GASKET NO	MALZEME MATERIAL	CONTA TANIMI GASKET DESCRIPTION	PAKET PACKAGE
	800 218	EPDM	DIŞ CAM CONTASI exterior glazing gasket	200mt/pk 0,072kg/mt
	800 271	EPDM	6mm İÇ CAM CONTASI interior glazing gasket	185mt/pk 0,081kg/mt
	800 277	EPDM	8mm İÇ CAM CONTASI 8mm interior glazing gasket	165mt/pk 0,092kg/mt
	800 278	EPDM	10mm İÇ CAM CONTASI 10mm interior glazing gasket	115mt/pk 0,130kg/mt
	800 332	EPDM	İÇ BİNİ CONTASI interior overlap gasket	370mt/pk 0,027kg/mt
	800 545	EPDM	ORTA SIZDIRMAZLIK CONTASI central tightness gasket	45mt/pk 0,330kg/mt
	800 546	EPDM	DIŞ BİNİ CONTASI exterior overlap gasket	190mt/pk 0,080kg/mt
	800 547	EPDM	BÖLME PROFİL CONTASI divider profile gasket	650mt/pk 0,020kg/mt
	800 548	EPDM	KÖRKASA BİRLEŞİM CONTASI subframe overlap gasket	130mt/pk 0,115kg/mt
	800 552	EPDM	EŞİK SIZDIRMAZLIK CONTASI threshold central tightness gasket	150mt/pk 0,100kg/mt

PRIME90
İNCE PENCERE SİSTEMİ
SLIM WINDOW SYSTEM

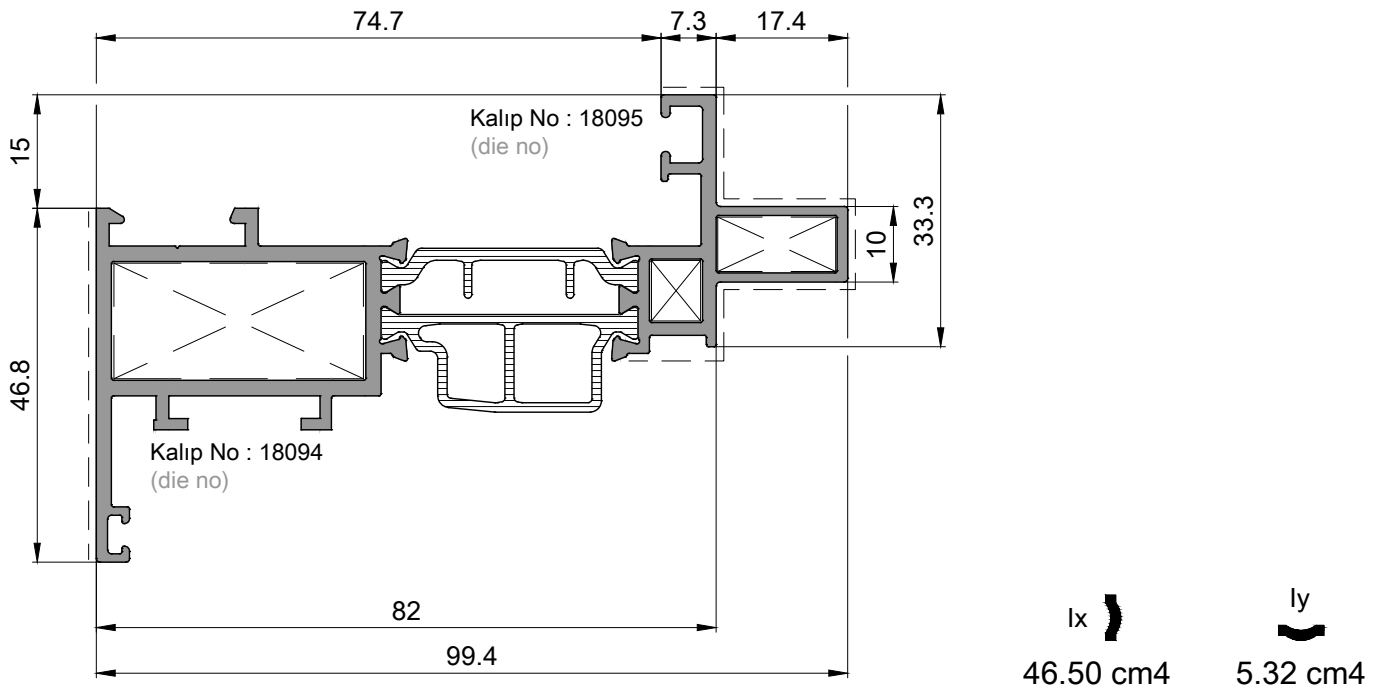
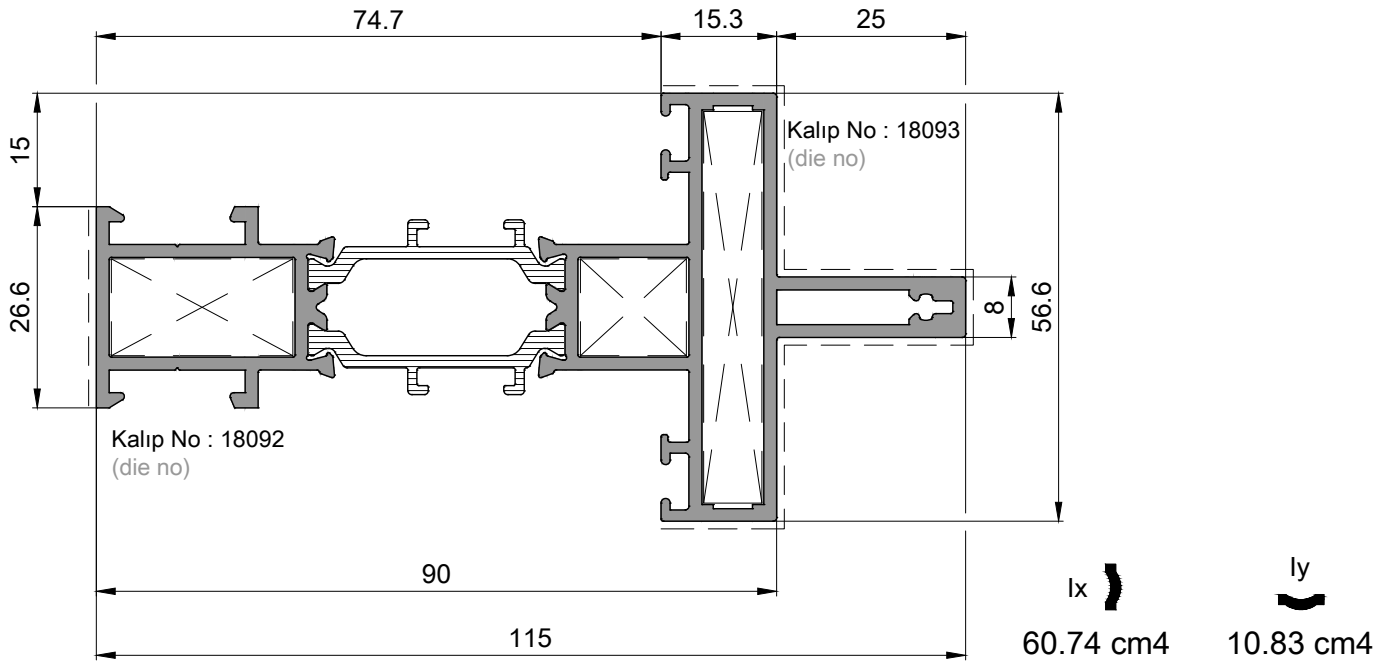
AKSESUARLAR
ACCESSORIES

AKSESUAR ŞEKLİ ACCESSORIES SHAPE	AKSESUAR ACCESS. NO	AKSESUAR TANIMI ACCESSORIES DESCRIPTION	MİKTAR QUANTITY
	700 305	DIŞ CAM CONTASI İÇİN KÖŞE VULKANİZE vulcanized corner for ext.glazing gasket	50 adet/pieces
	700 685	KASA ve ORTA KAYIT BİRLEŞİM SÜNGERİ T connection foam for frame and mullion	50 adet/pieces
	700 686	KASA ve ORTA KAYIT BİRLEŞİM ANKRAJI T connection bracket for frame and mullion	50 adet/pieces
	700 687	ORTA SIZDIRMAZLIK CONTASI İÇİN KÖŞE VULKANİZE vulcanized corner for central gasket	50 adet/pieces
	700 688	DIŞ BİNİ CONTASI İÇİN KÖŞE VULKANİZE vulcanized corner for ext.overlap gasket	50 adet/pieces
	700 689	ÇİFT KANAT ADAPTÖR KAPAGI pvc cap plug for double sash adapter	50 çift/pair
	700 771	KAPATMA PROFİLİ MONTAJ VİDASI special head screw for closing profile	400 adet/pieces
	700 773	2mm GALVANİZLİ ANKRAJ 2mm galvanize strap anchor	20 adet/pieces
	700 909	ORTA SIZDIRMAZLIK CONTASI İÇİN KÖŞE VULKANİZE vulcanized corner for central gasket	50 adet/pieces

PRIME90
İNCE PENCERE SİSTEMİ
SLIM WINDOW SYSTEM

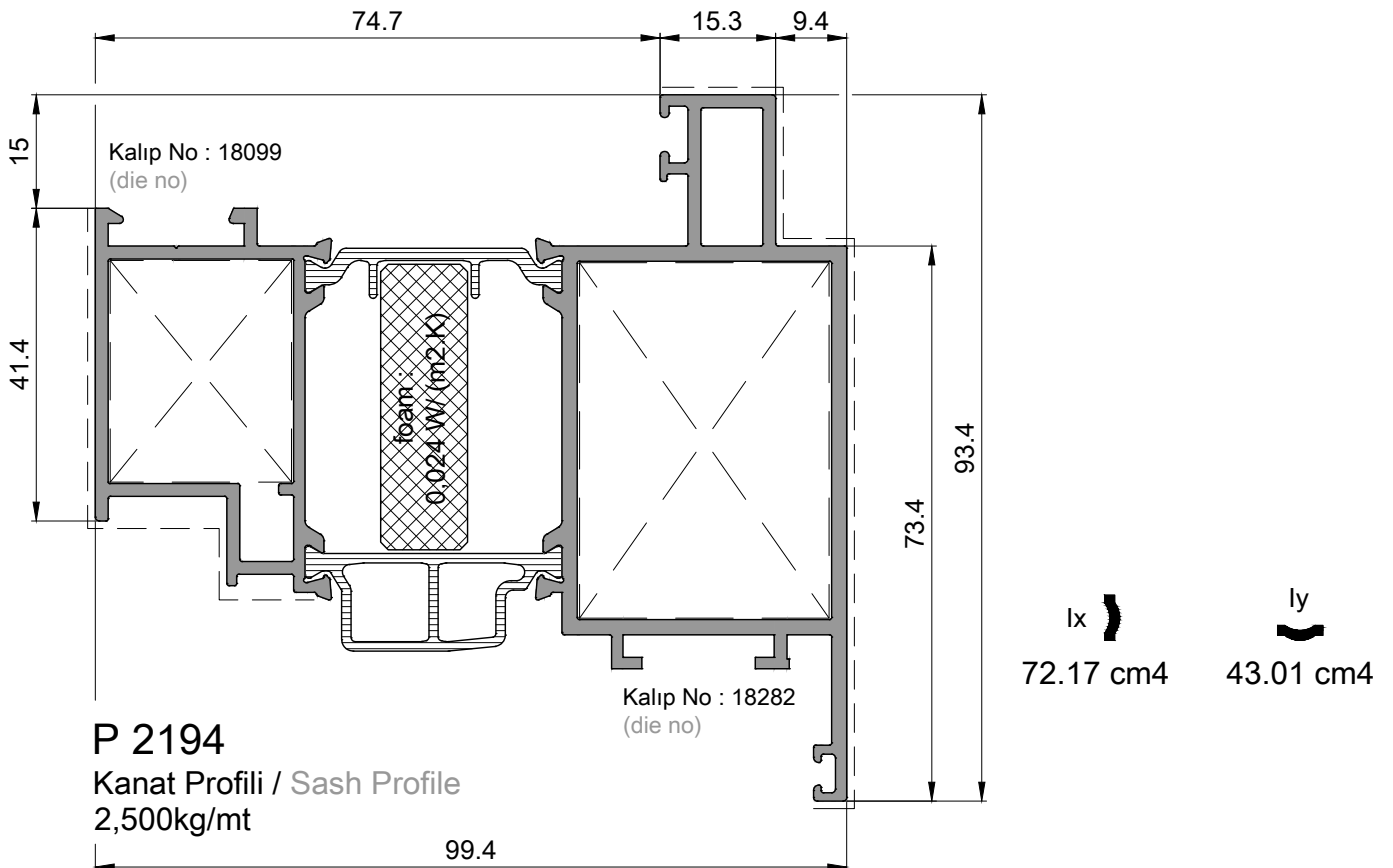
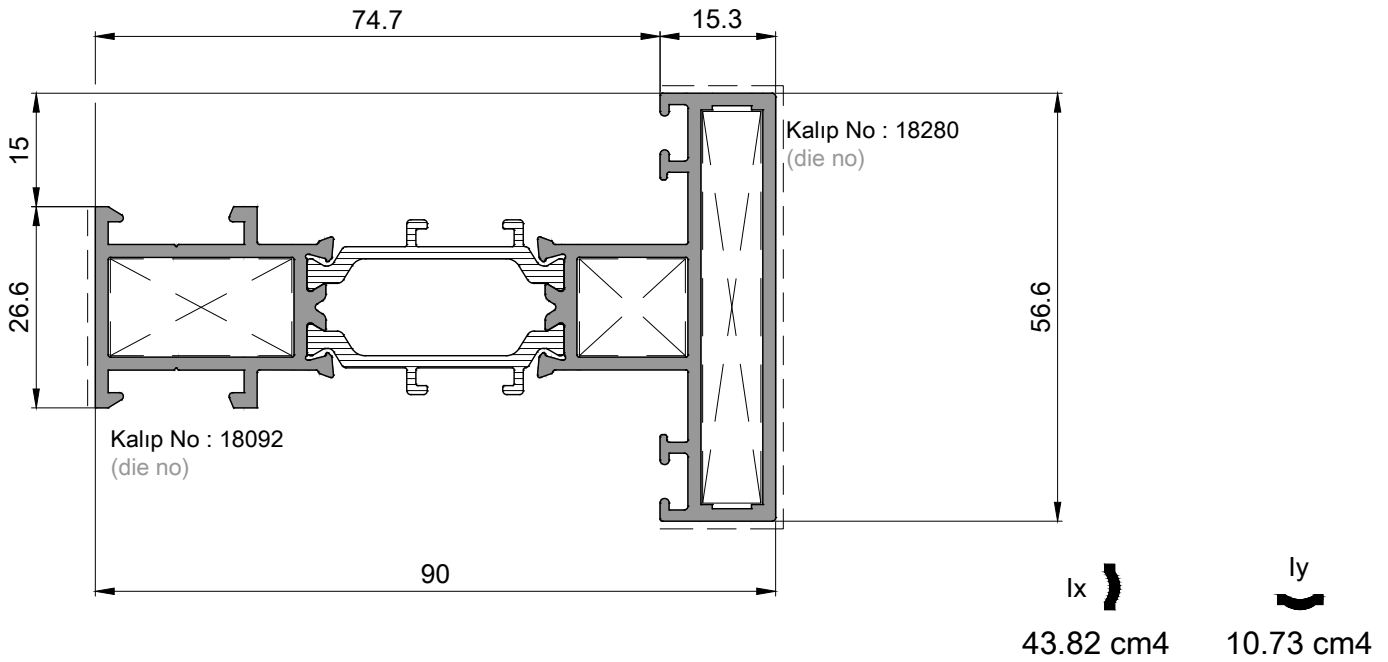
TAM ÖLÇEKLİ PROFİLLER
FULL SCALE PROFILES

P 2175
Kasa Profili / Frame Profile
2,055kg/mt



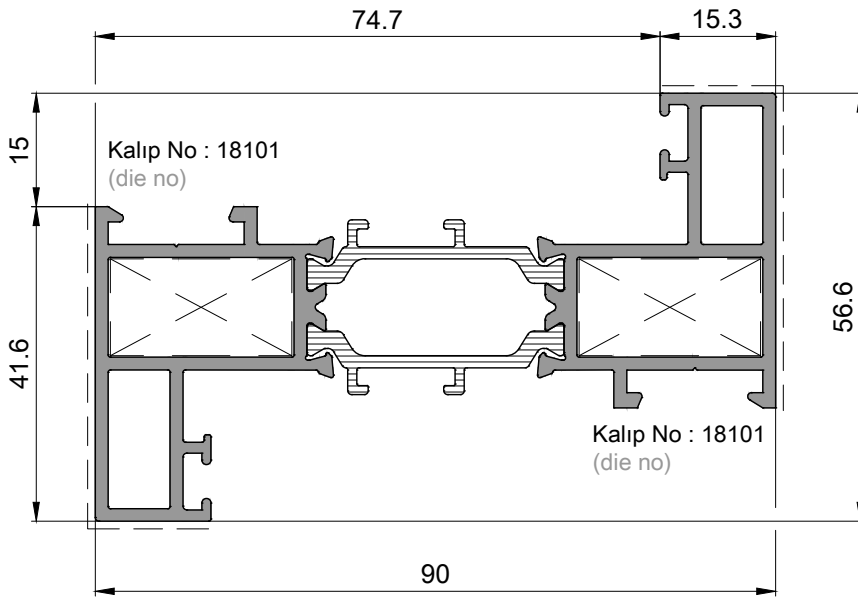
P 2176
Kanat Profili / Sash Profile
1,720kg/mt



P 2193
Kasa Profili / Frame Profile
1,770kg/mt

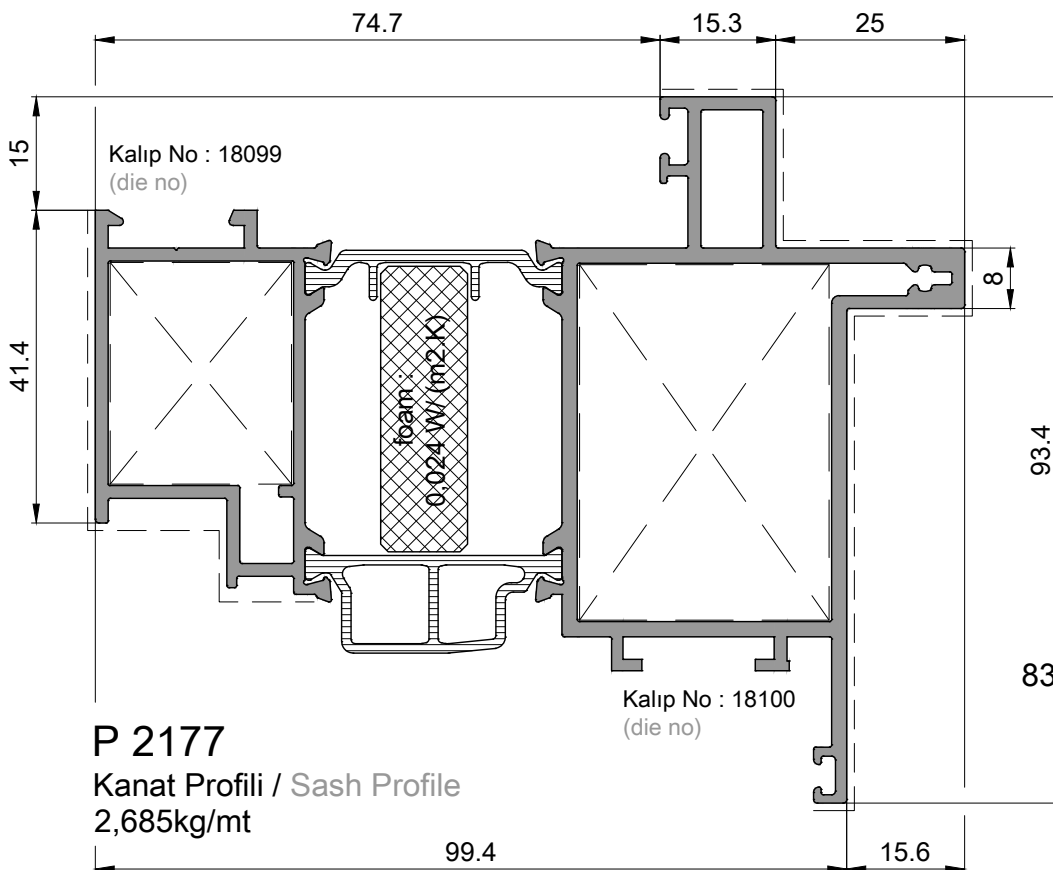




P 2194
Kanat Profili / Sash Profile
2,500kg/mt

P 2178
Z Kasa Profili / Z Frame Profile
1,775kg/mt



I_x  51.02 cm⁴ I_y  7.66 cm⁴

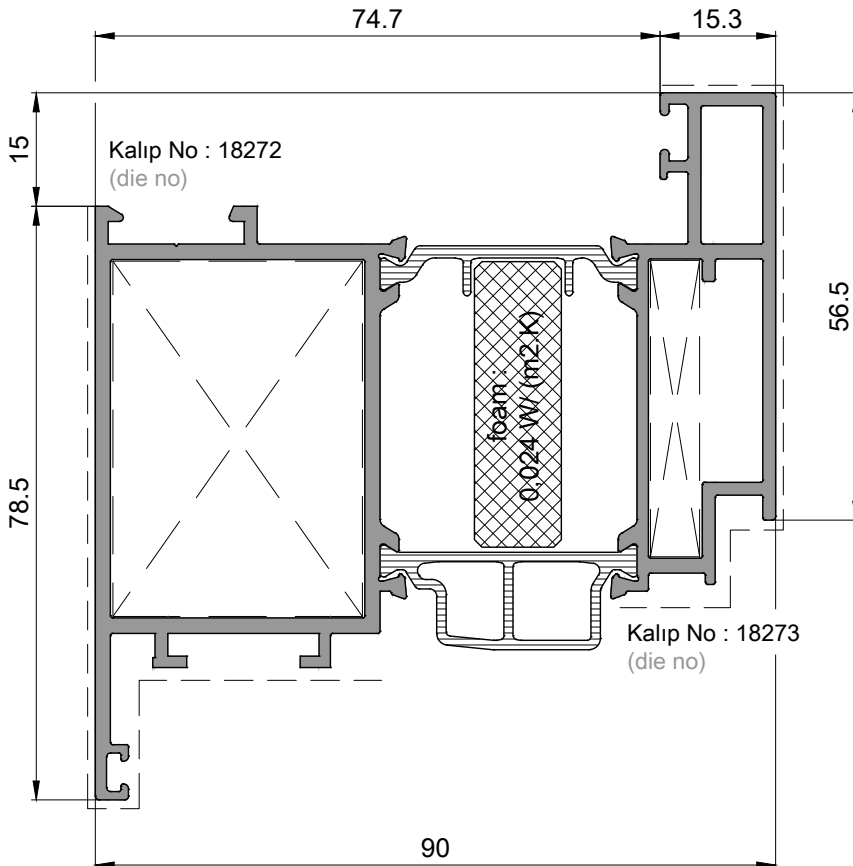
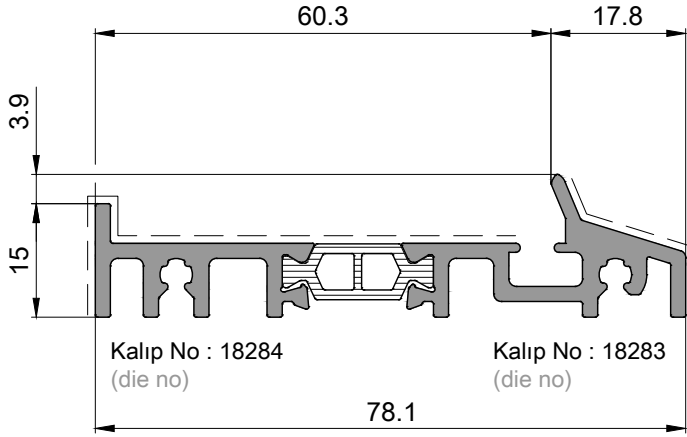


I_x  83.52 cm⁴ I_y  46.34 cm⁴

P 2177
Kanat Profili / Sash Profile
2,685kg/mt

P 2195

Eşik Profili / Threshold Profile
0,975kg/mt



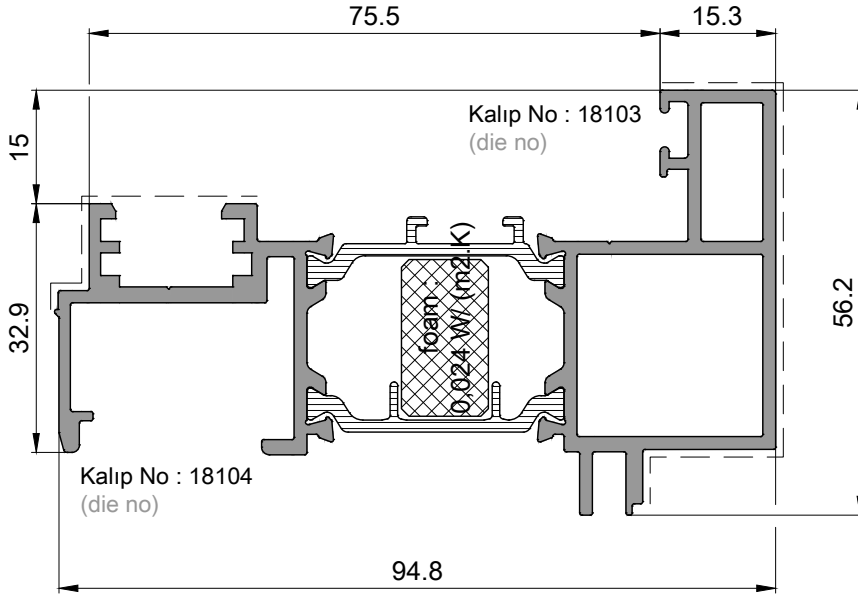
P 2196

Kanat Profili / Sash Profile
2,445kg/mt

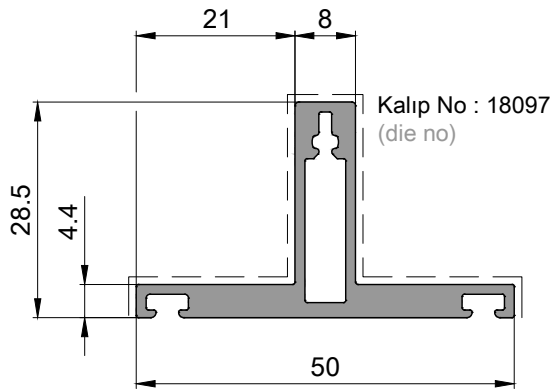
I_x  75.31 cm⁴ I_y  32.79 cm⁴

P 2179

Adaptör Profili / Adepter Profile
1,795kg/mt

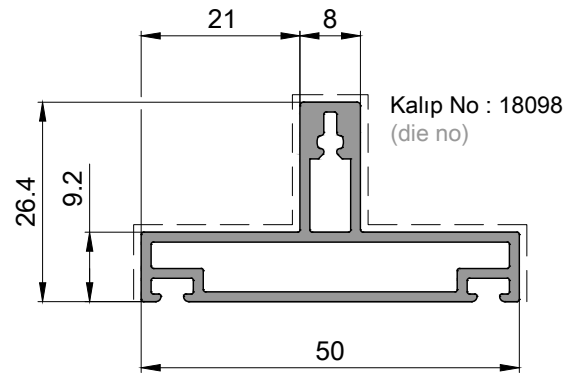


I_x 45.90 cm⁴ I_y 10.84 cm⁴



P 2185

Bölücü Profili / Divider Profile
0,725kg/mt

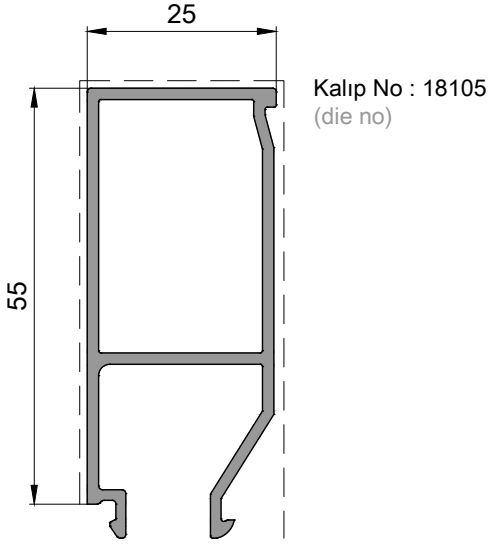


P 2186

Bölücü Profili / Divider Profile
0,630kg/mt

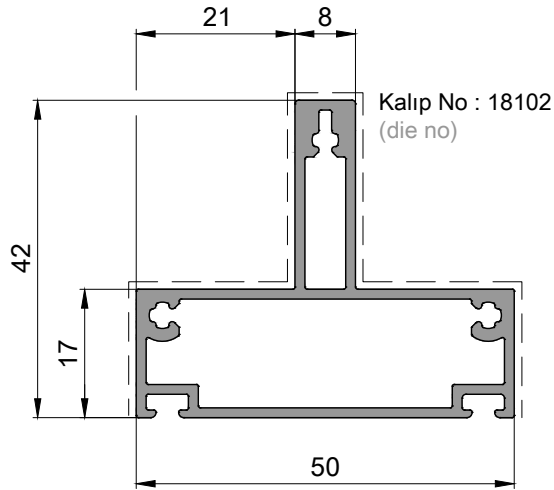
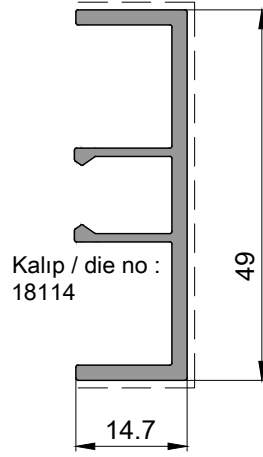
P 2188

Yüksek Çıta Profili / Tall Glazing Bead Profile
0,700kg/mt



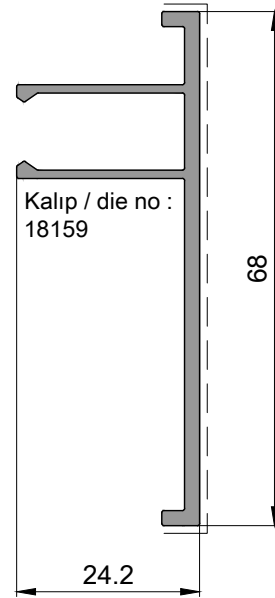
P 2204

Kapatma Profili / Closing Profile
0,490kg/mt



P 2187

Bölücü Profili / Divider Profile
0,810kg/mt

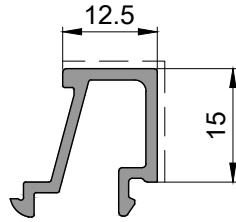


P 2203

Kapatma Profili / Closing Profile
0,545kg/mt

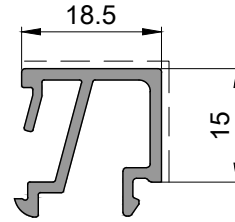
P 2180

Çita Profili / glazing bead profile
0,240kg/mt



P 2181

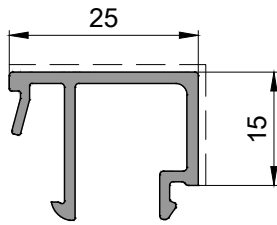
Çita Profili / glazing bead profile
0,285kg/mt



Kalıp / die no : 18279

P 2182

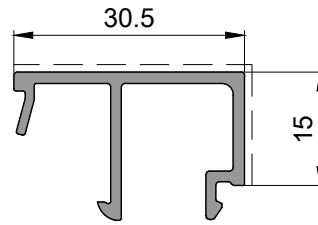
Çita Profili / glazing bead profile
0,295kg/mt



Kalıp / die no : 18096

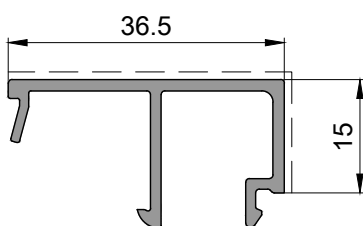
P 2183

Çita Profili / glazing bead profile
0,320kg/mt



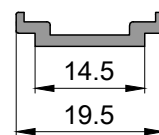
P 2184

Çita Profili / glazing bead profile
0,340kg/mt



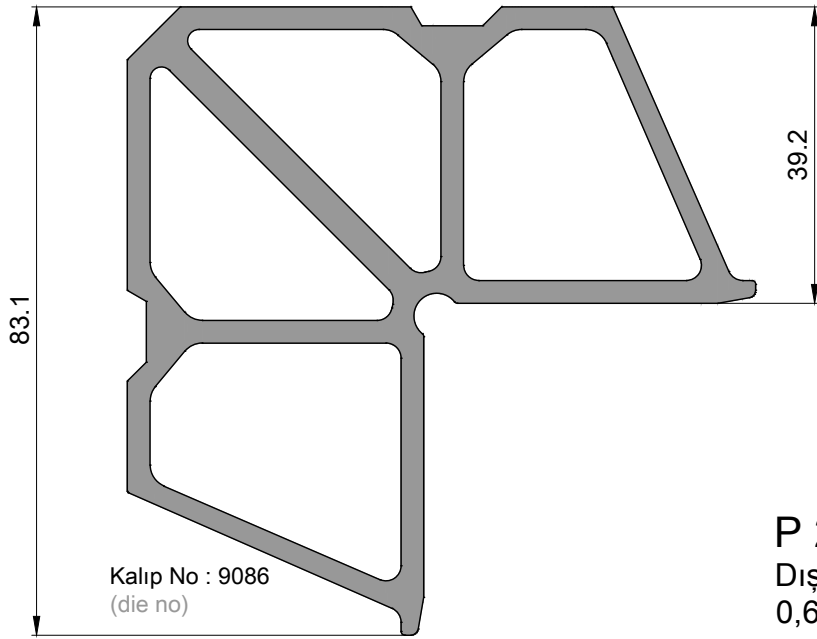
P 1020

Tij Profili / rodprofile
0,105kg/mt



Kalıp : 12769
(die no)

eloxal - anodising

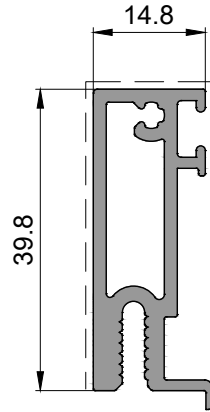


P 2197

Köşe Takoz Profili / 3,385kg/mt
Corner Cleat Profile

P 2189

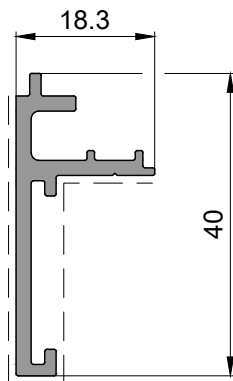
Dış Çita Profili / Ext. Glazing Bead Profile
0,630kg/mt



Kalıp No : 18106
(die no)

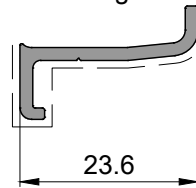
P 2198

Çita Profili / glazing bead profile
0,375kg/mt



Kalıp / die no : 18281

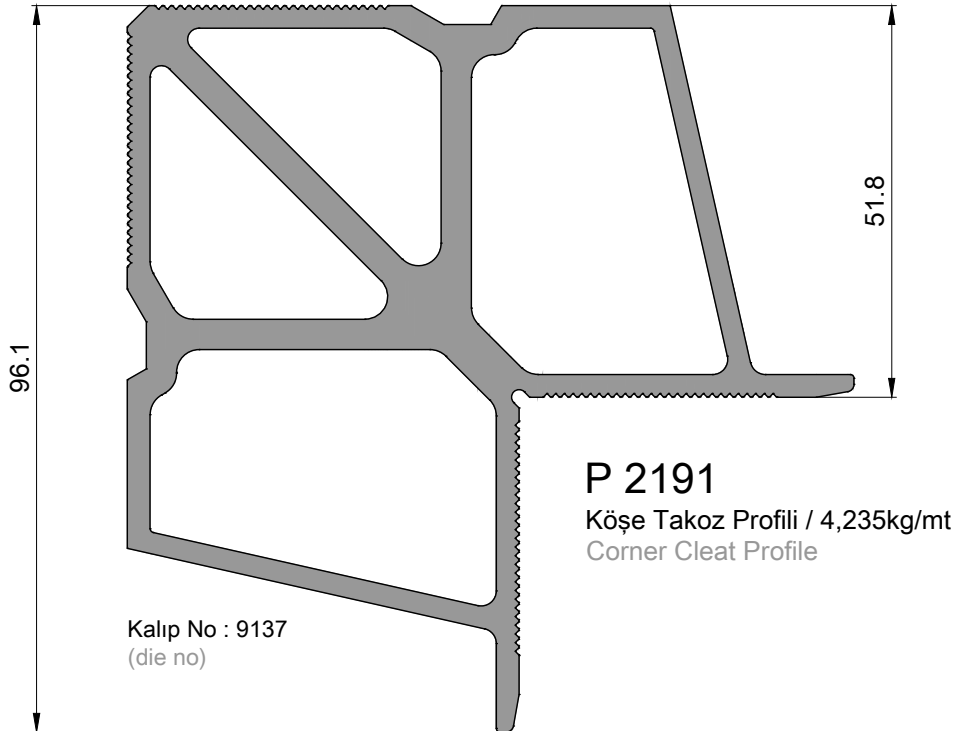
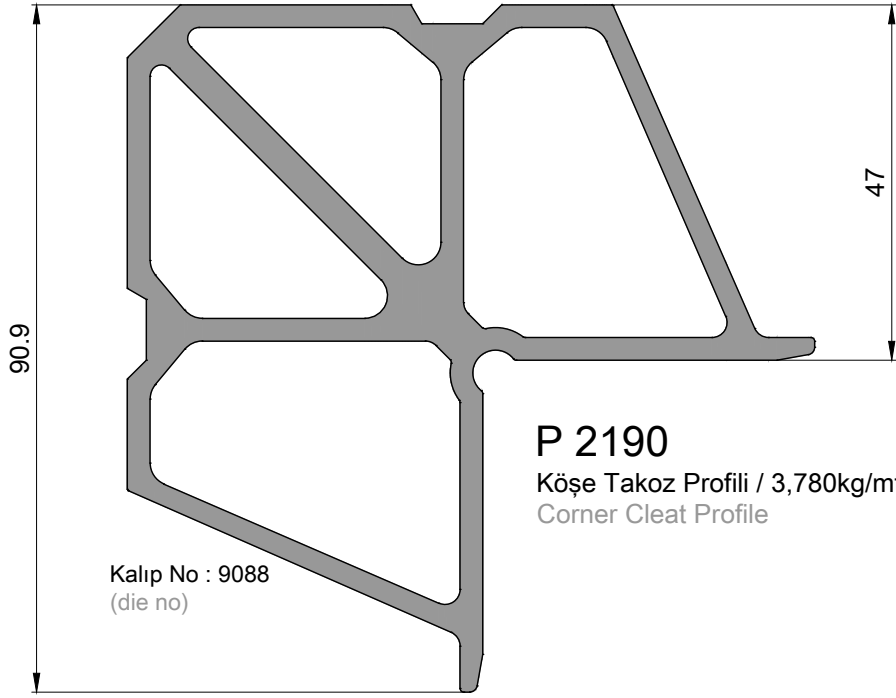
siya eloxal - black
anodising

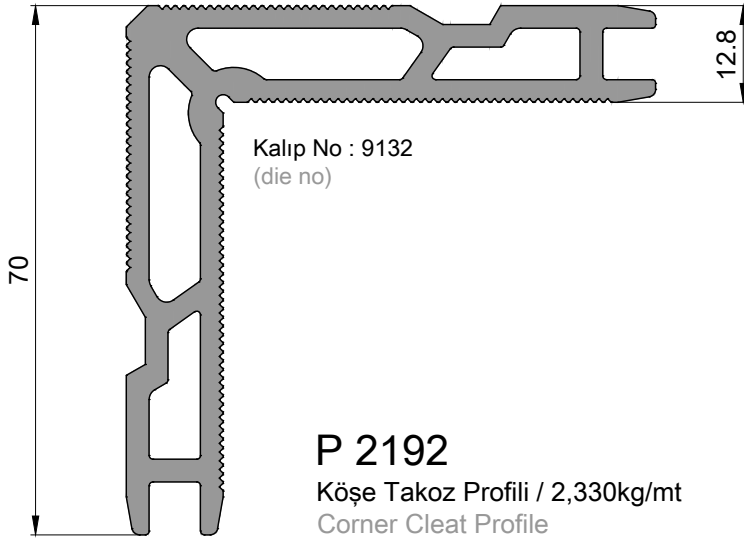
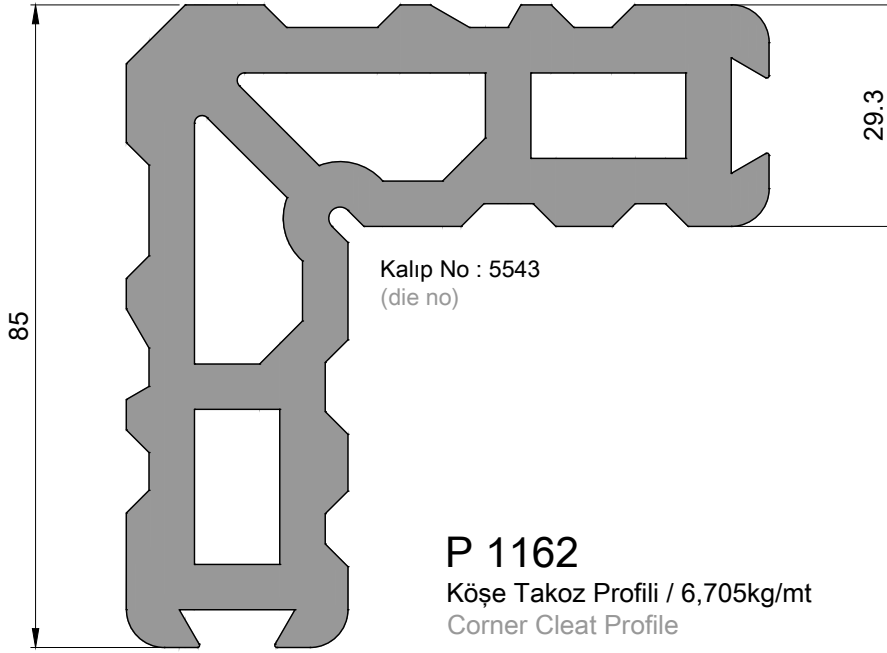


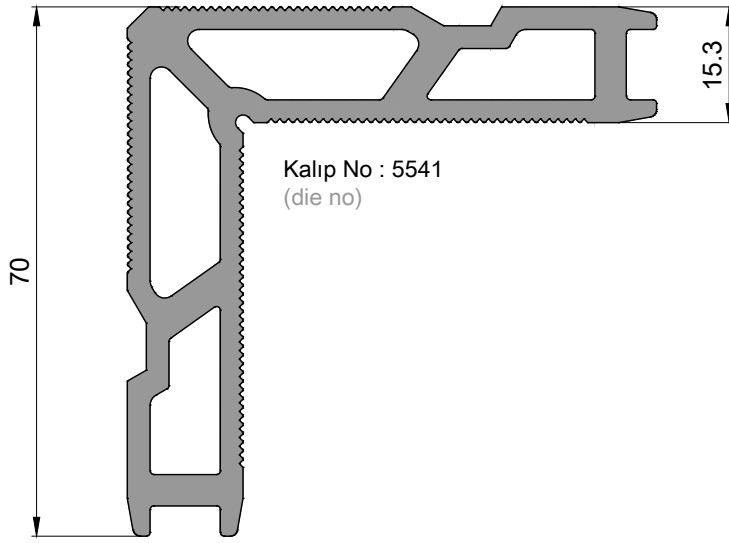
Kalıp : 18285
(die no)

P 2199

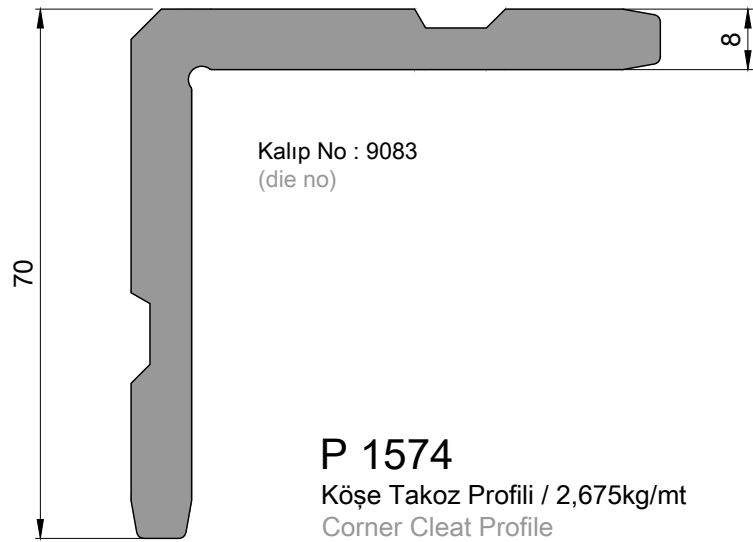
Kapı Alt Bini Profili / door bottom profile
0,170kg/mt



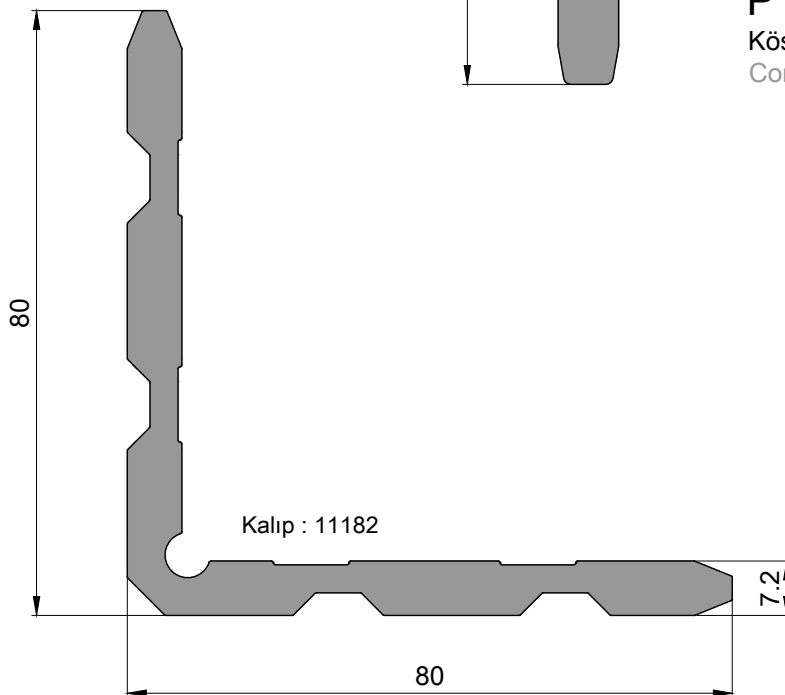




P 2158
Köşe Takoz Profili / 2,550kg/mt
Corner Cleat Profile



P 1574
Köşe Takoz Profili / 2,675kg/mt
Corner Cleat Profile

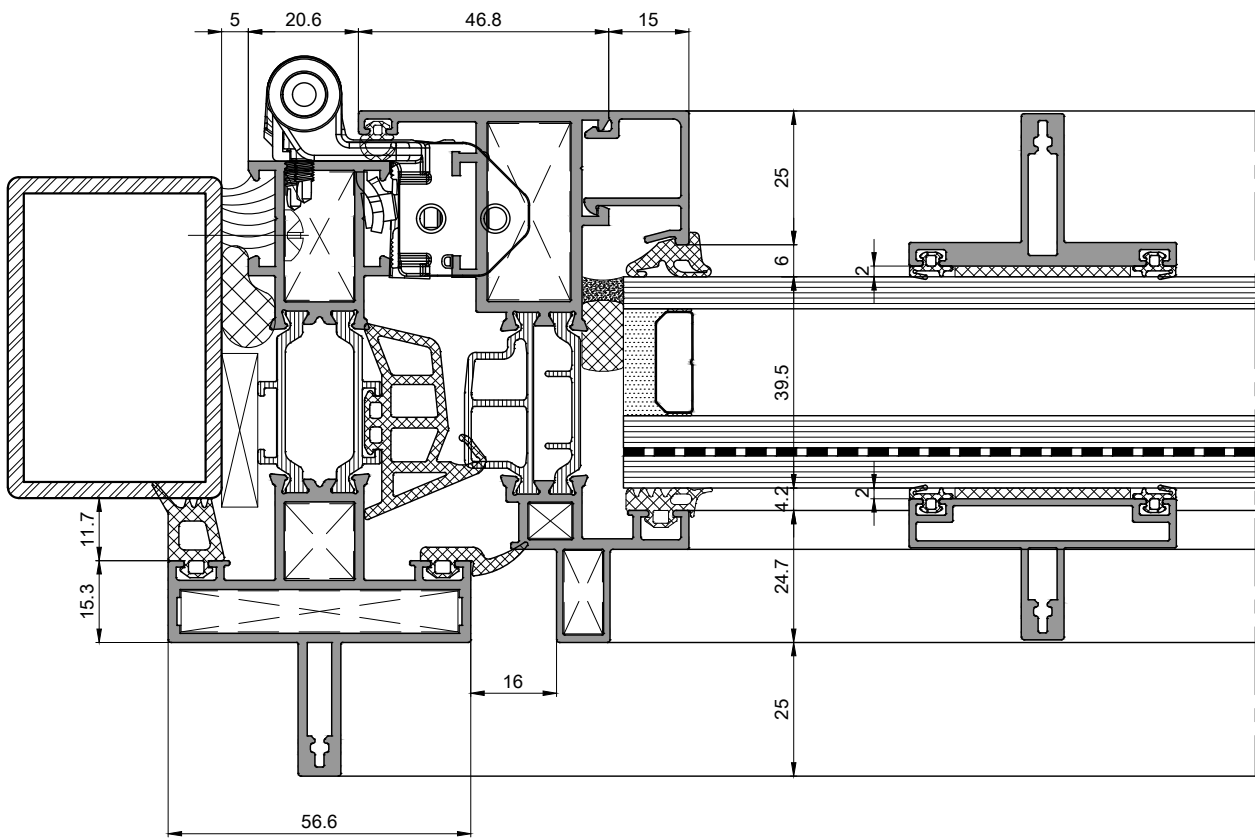
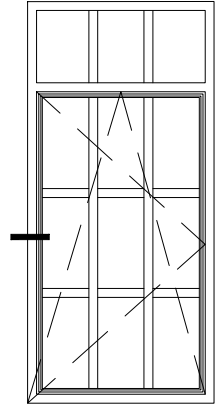


P 1017
Köşe Takoz Profili / 2,505kg/mt
Corner Cleat Profile

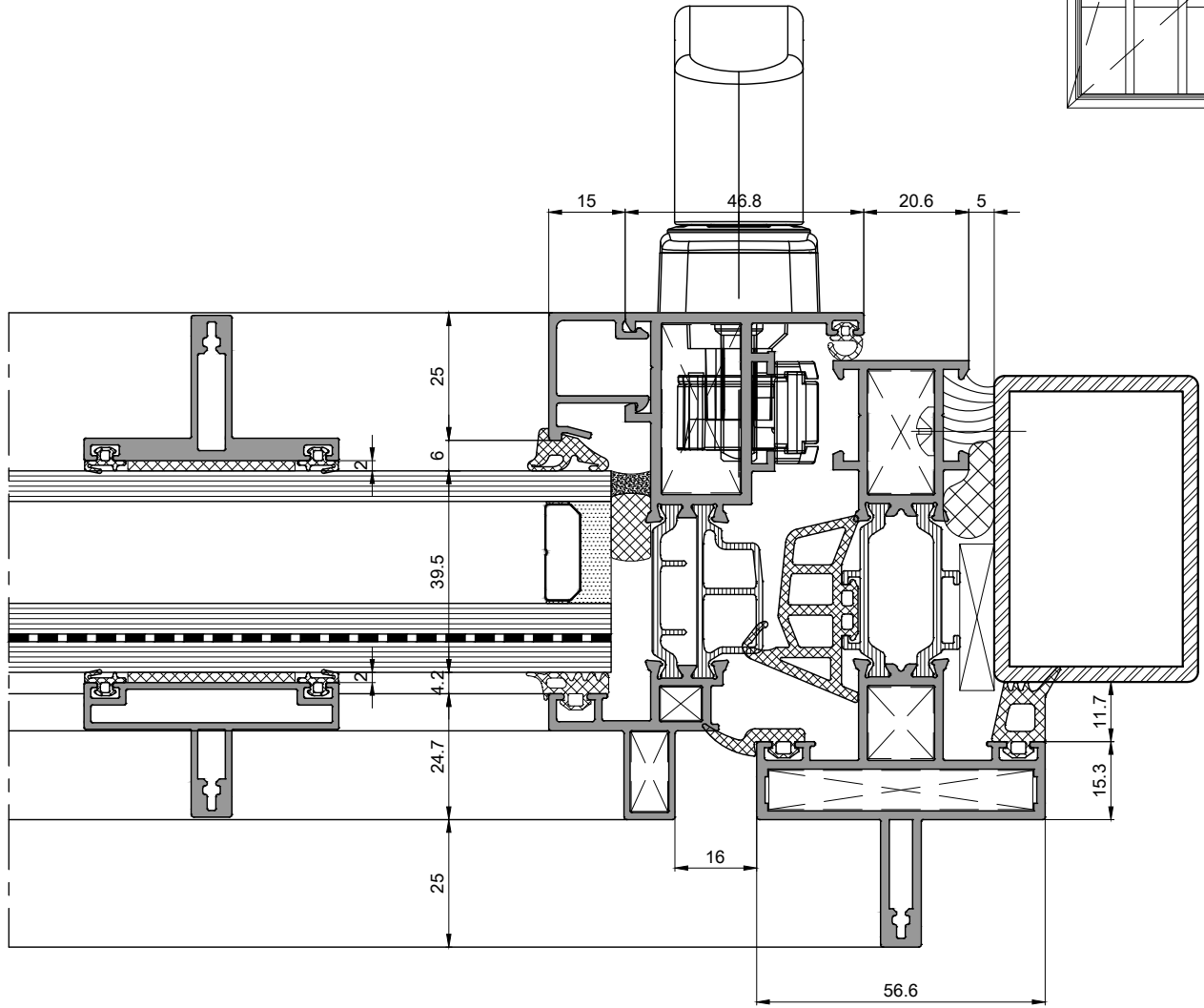
PRIME90
İNCE PENCERE SİSTEMİ
SLIM WINDOW SYSTEM

PRENSİP SİSTEM DETAYLARI
PRINCIPAL SECTIONS

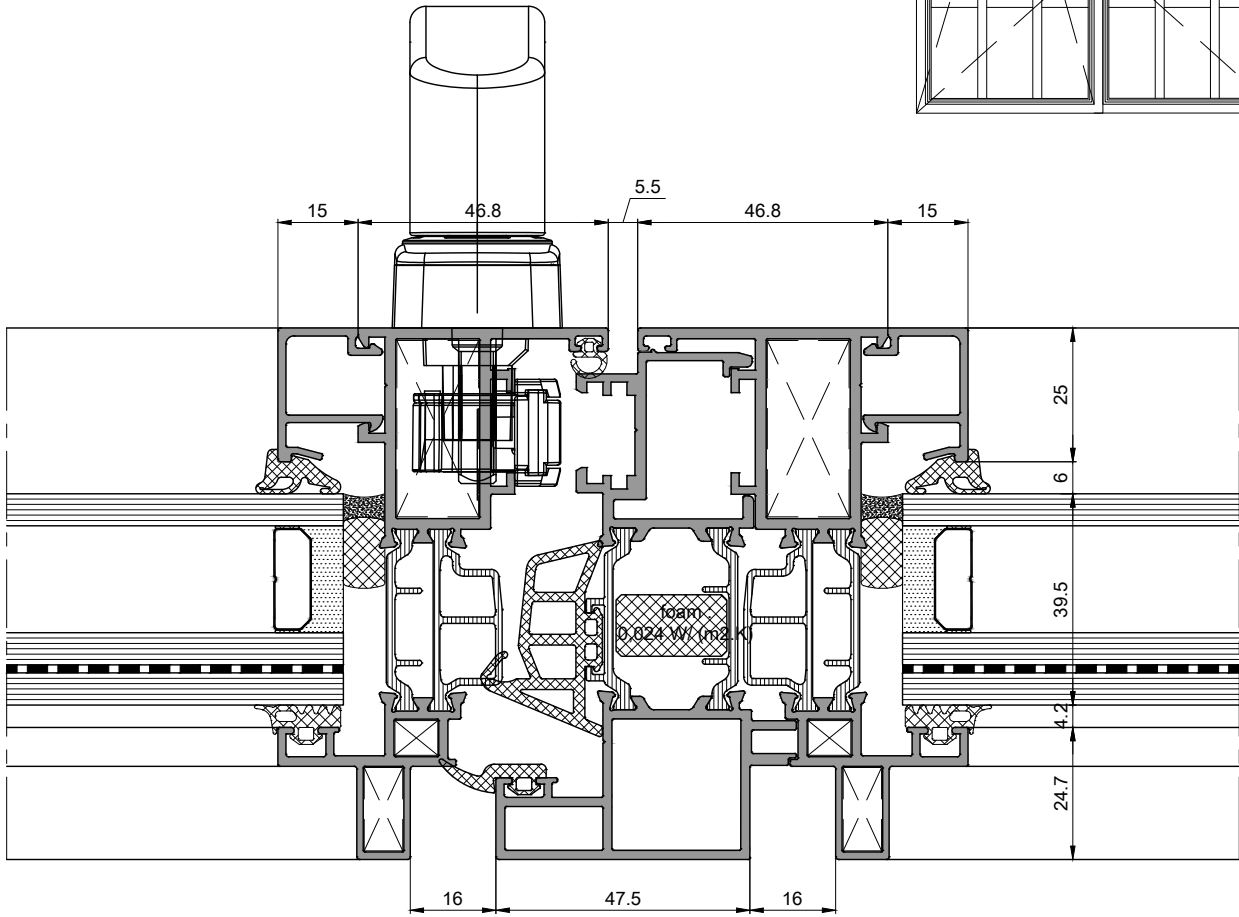
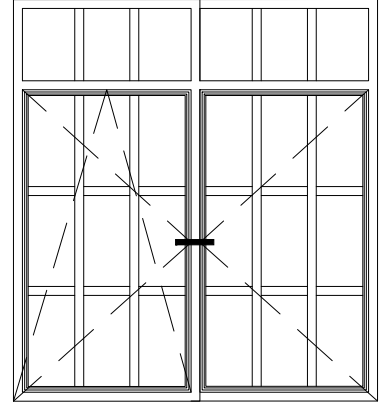
İÇE AÇILIR PENCERE
INWARD OPENING WINDOW



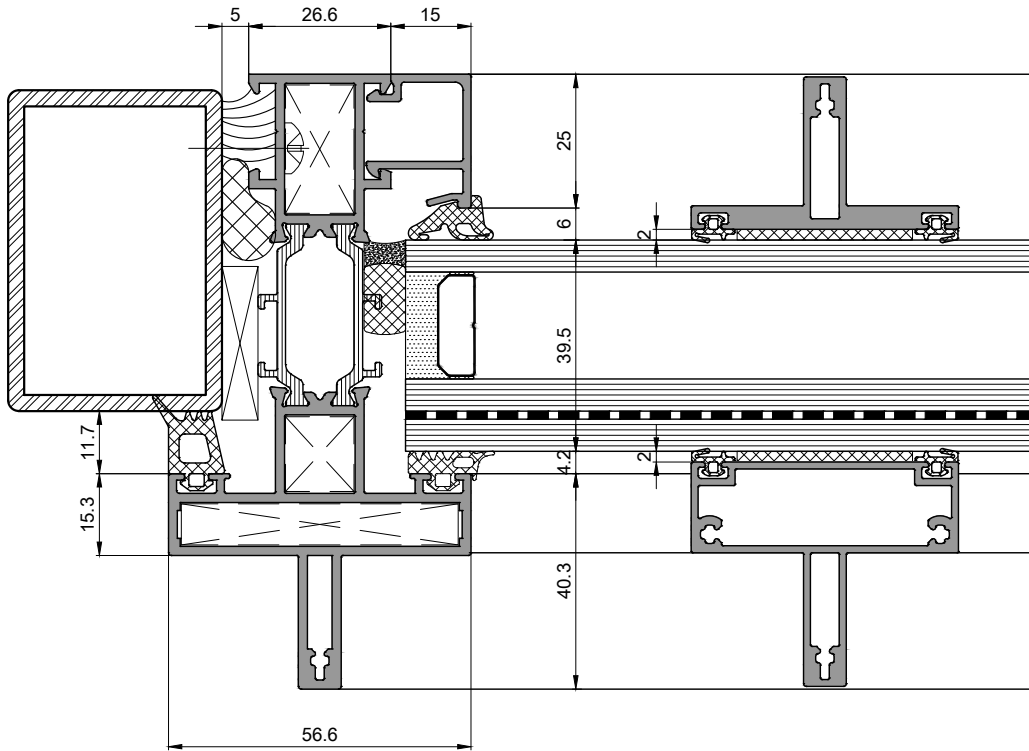
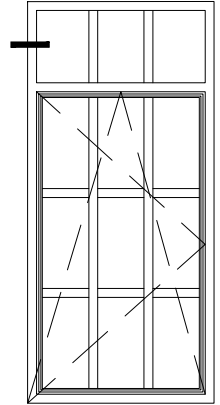
İÇE AÇILIR PENCERE
INWARD OPENING WINDOW



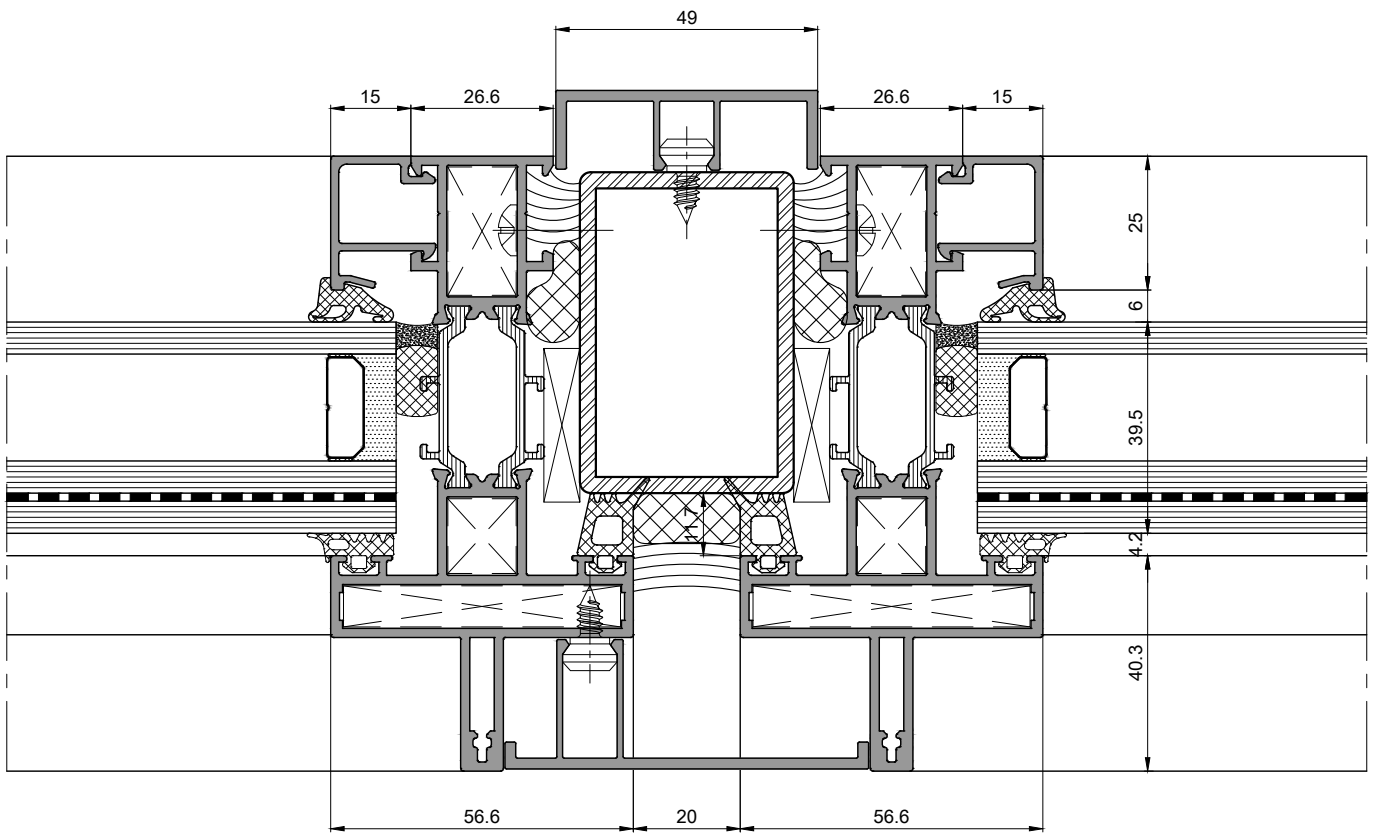
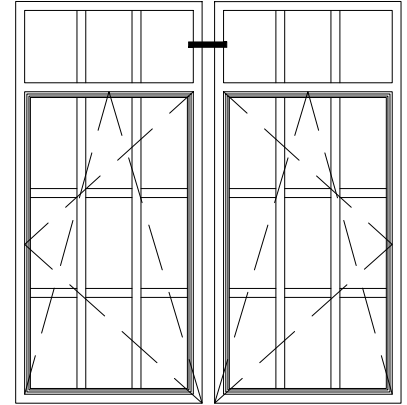
İÇE AÇILIR PENCERE
INWARD OPENING WINDOW



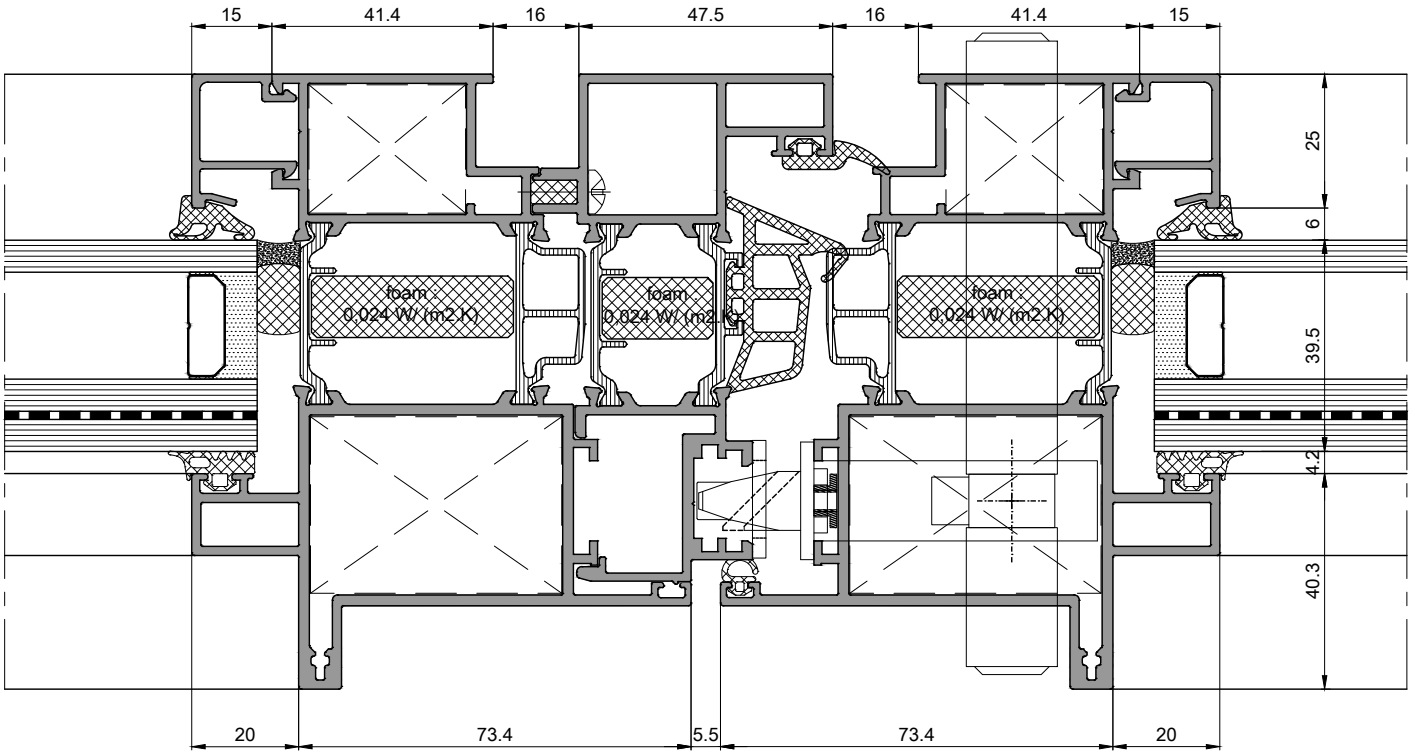
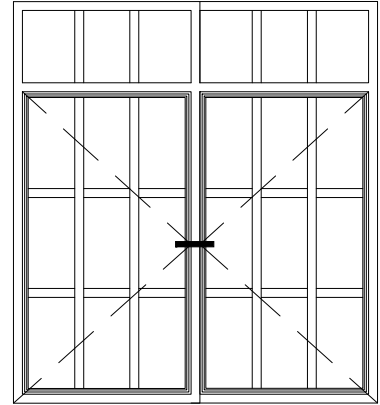
SABİT PENCERE
FIXED WINDOW



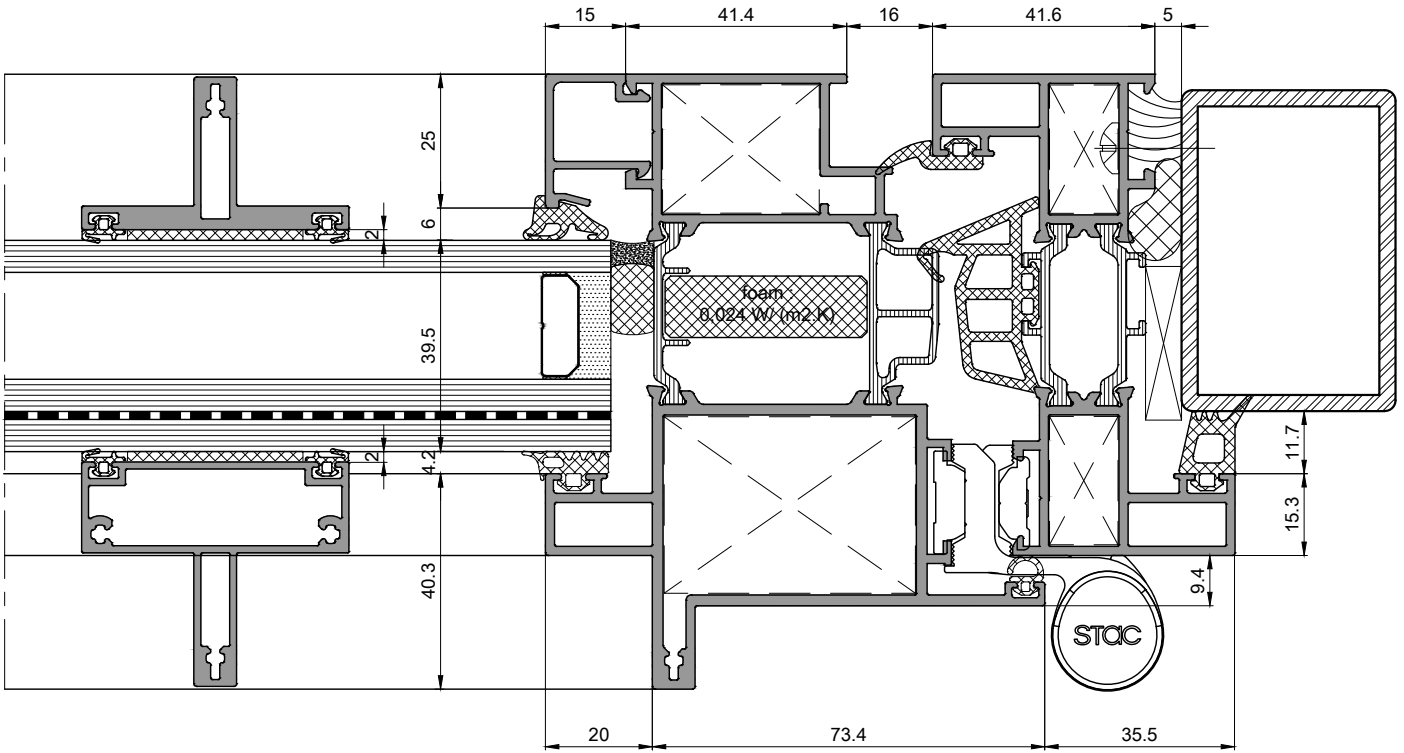
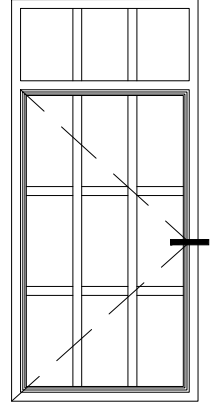
SABİT PENCERE
FIXED WINDOW



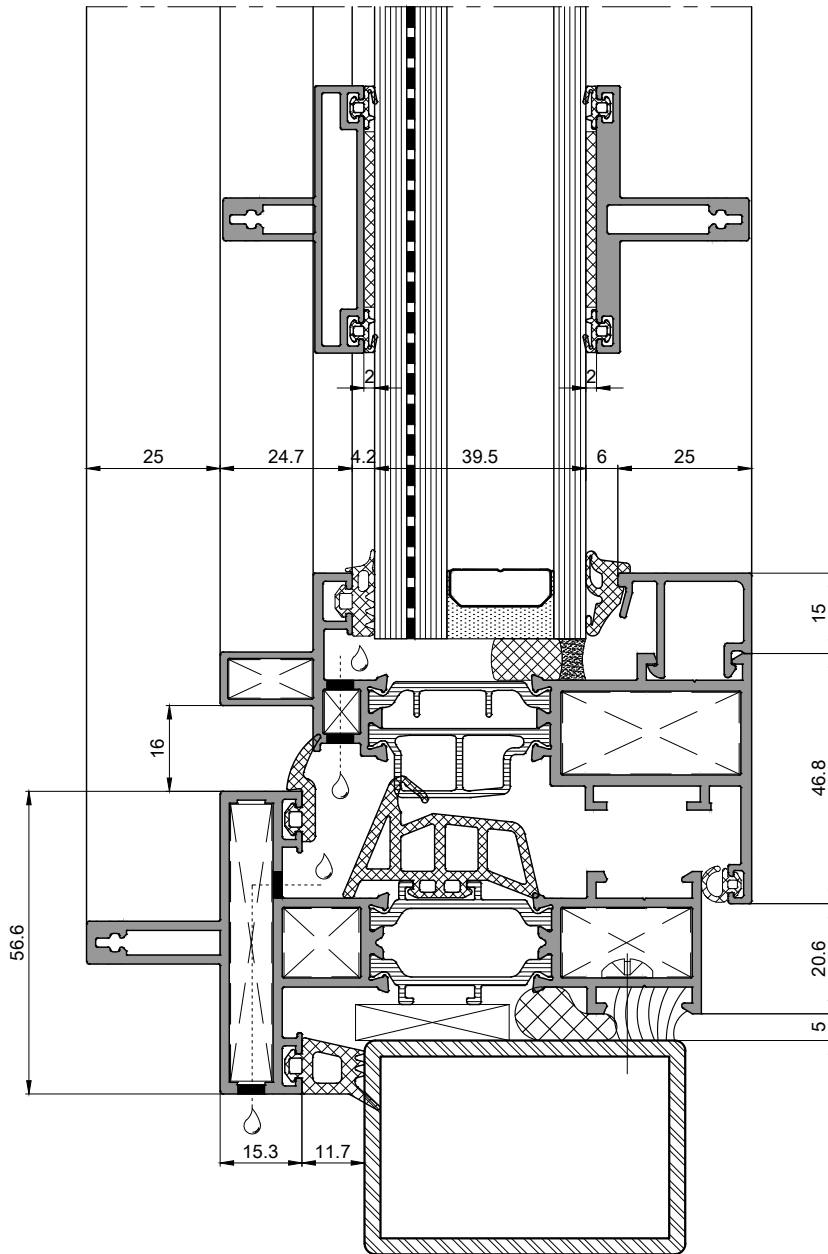
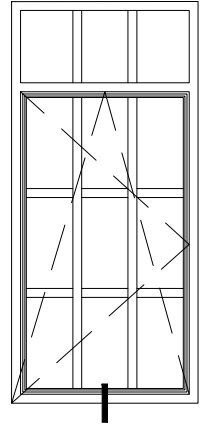
DIŞA AÇILIR KAPI
OUTWARD OPENING DOOR



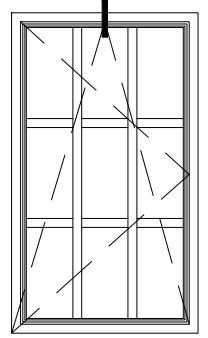
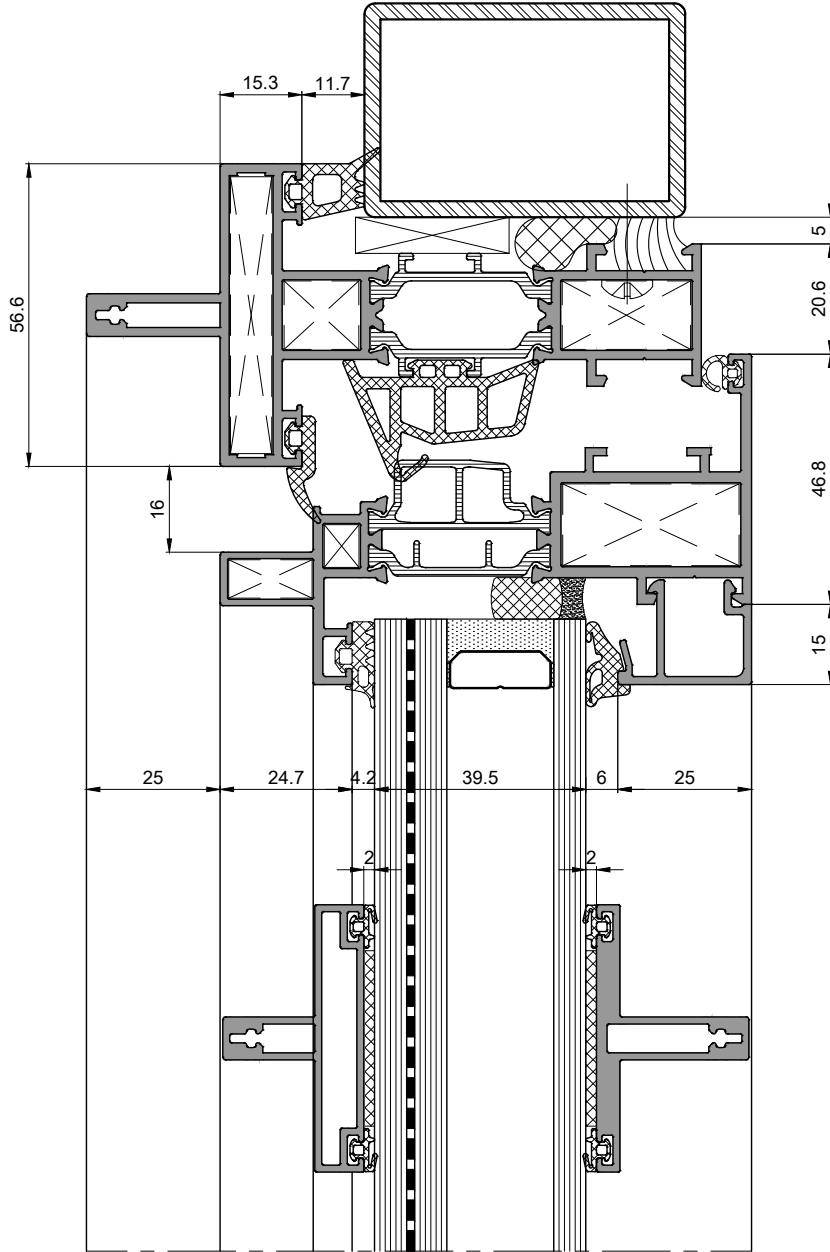
DIŞA AÇILIR KAPI
OUTWARD OPENING DOOR



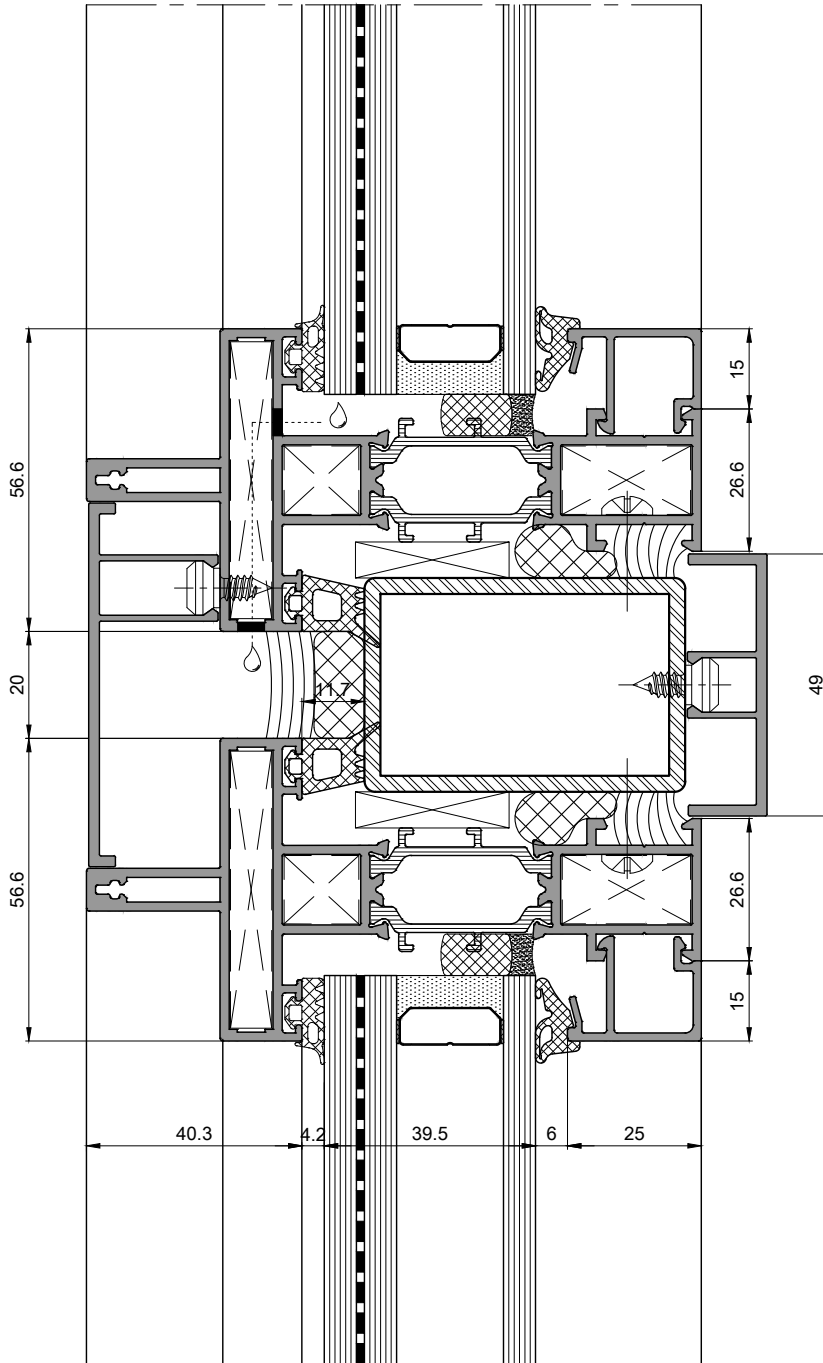
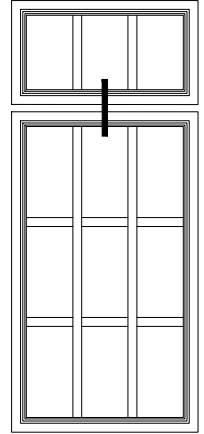
İÇE AÇILIR PENCERE
INWARD OPENING WINDOW

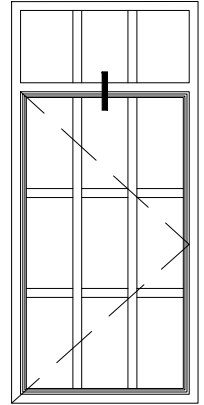
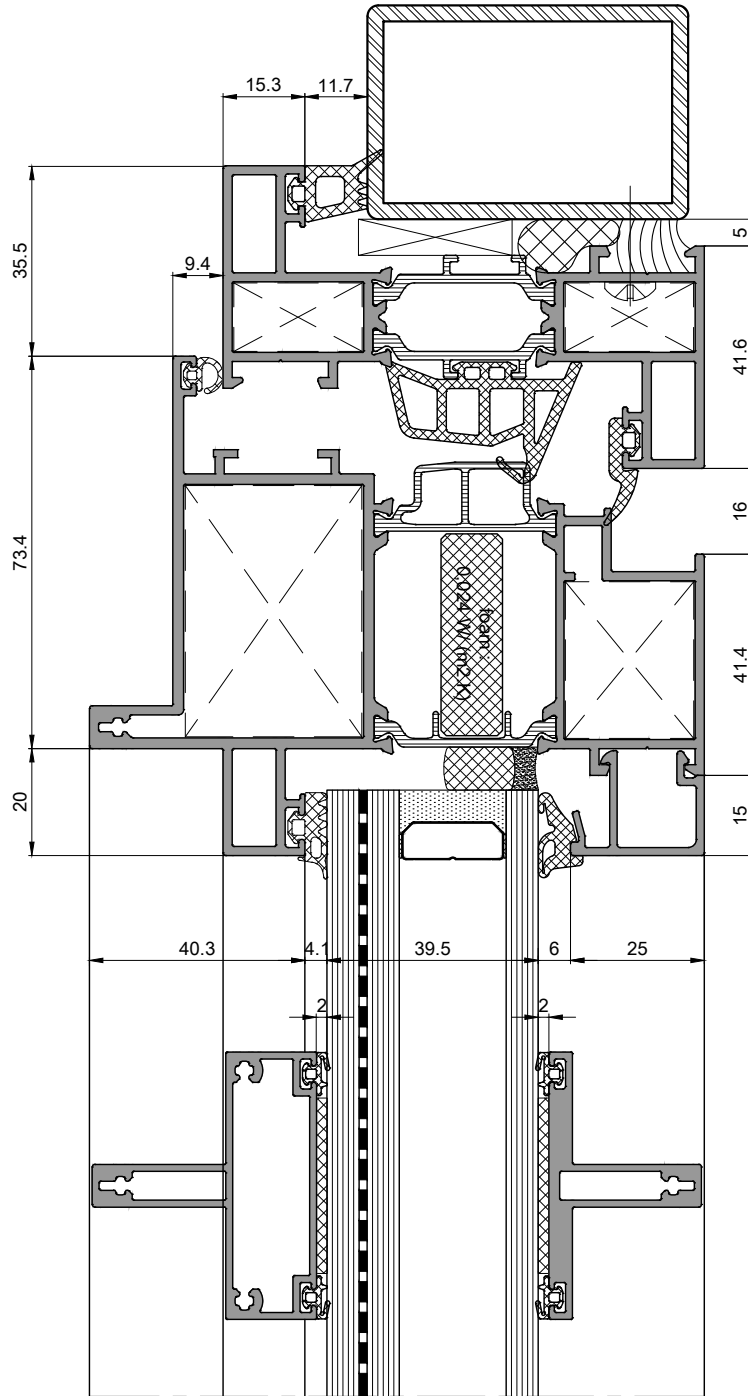


İÇE AÇILIR PENCERE
INWARD OPENING WINDOW

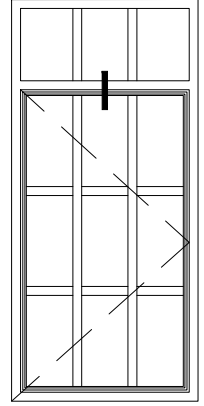
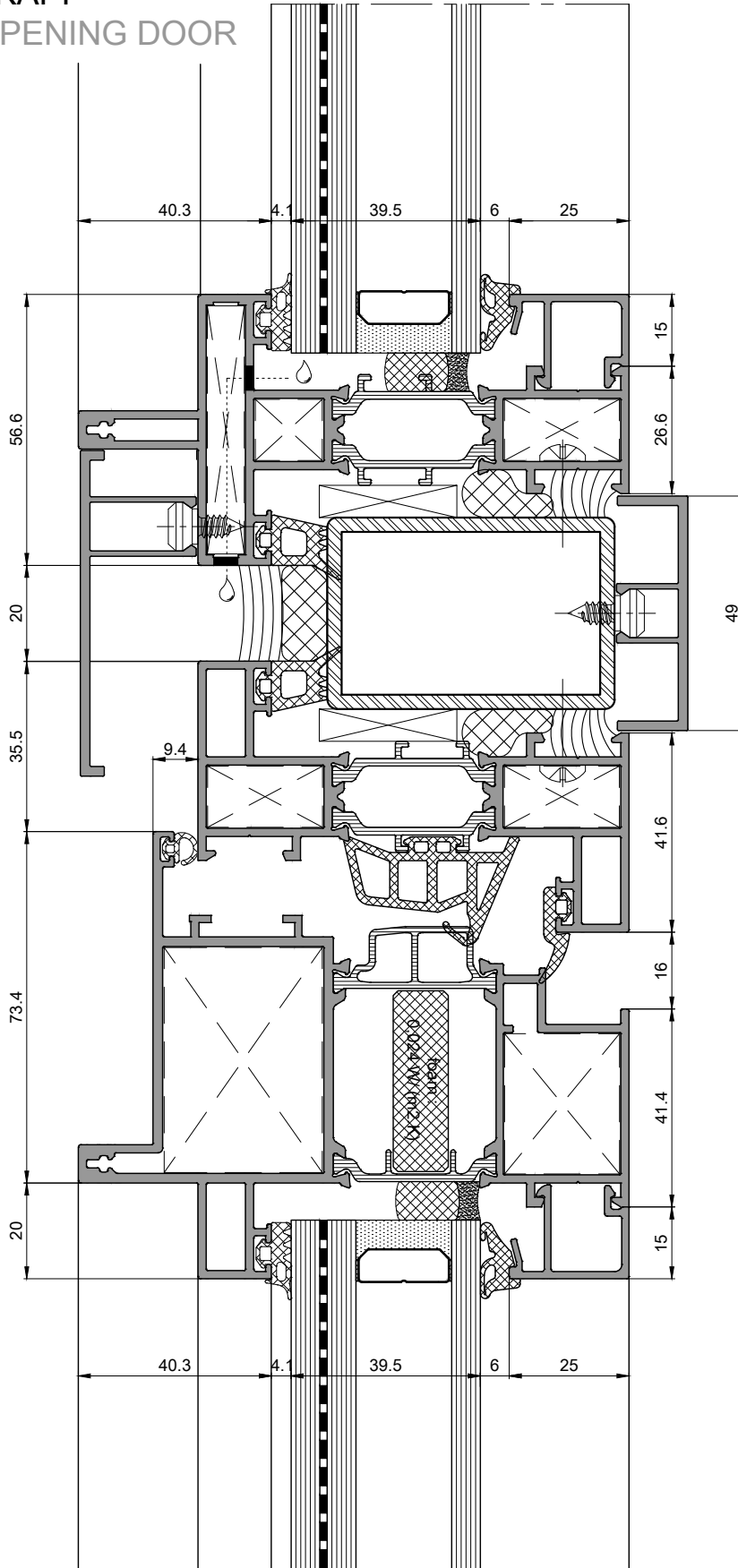


SABİT PENCERE
FIXED WINDOW

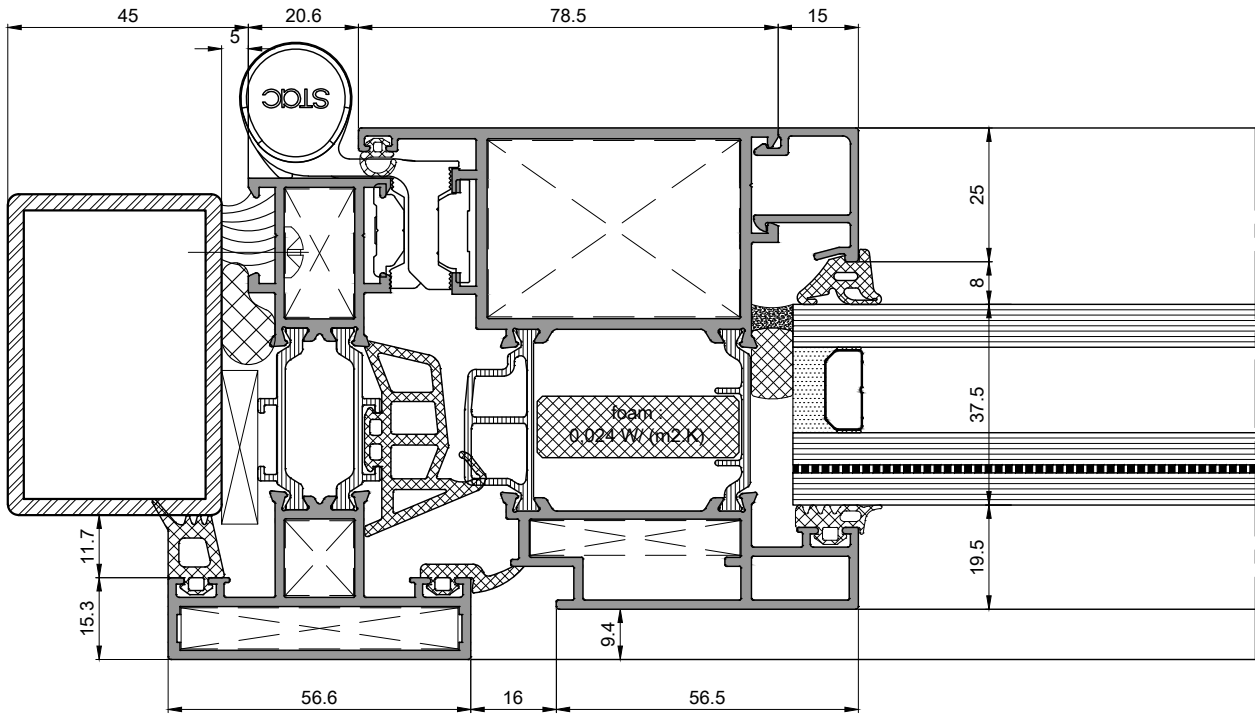
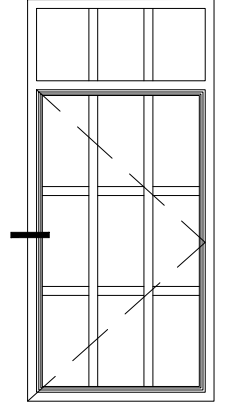




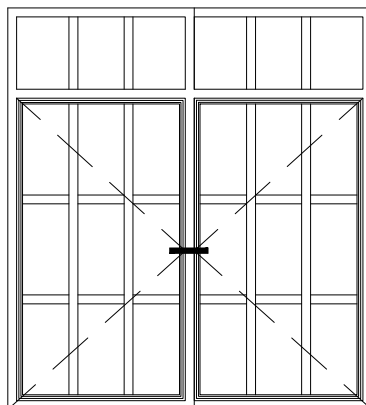
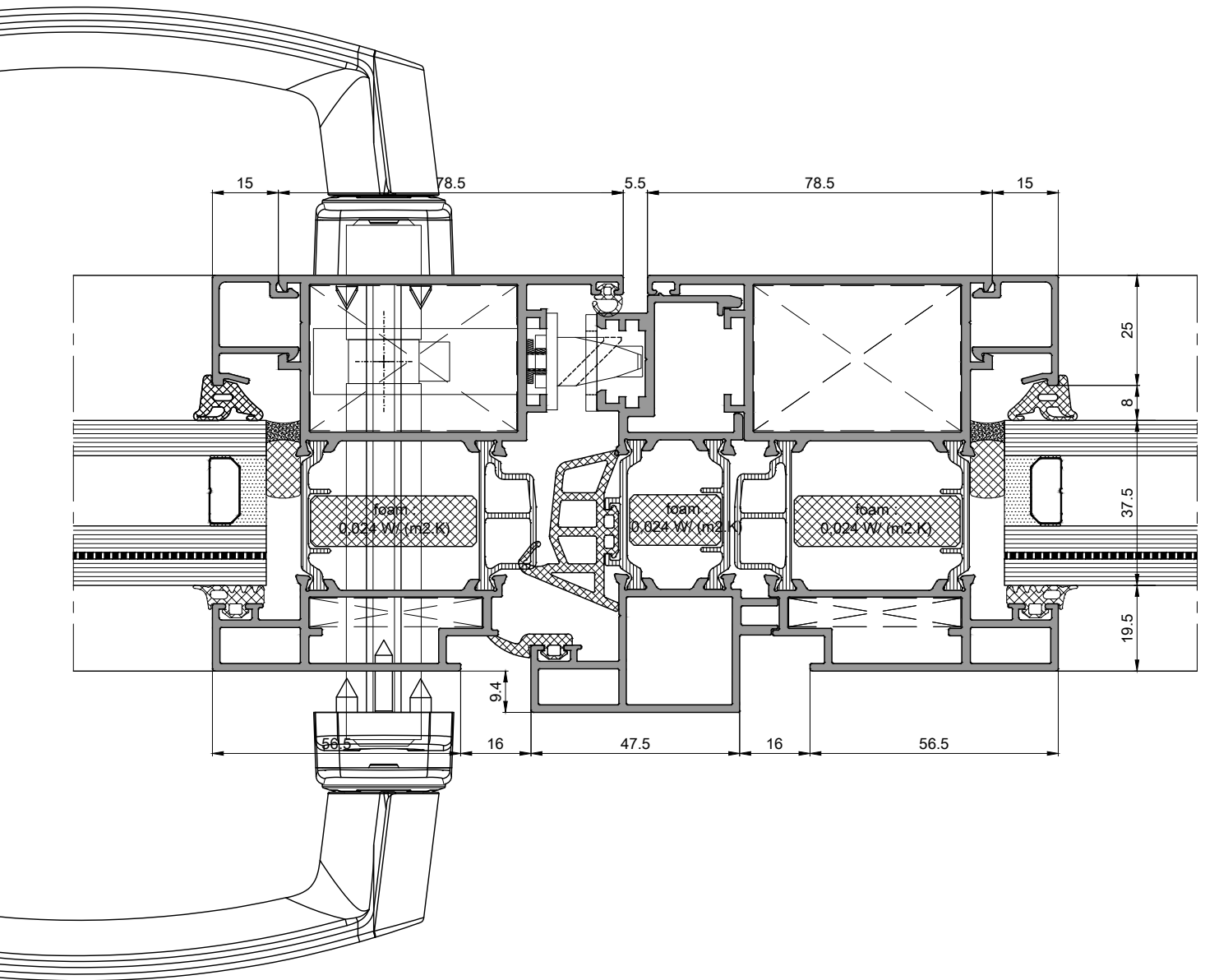
DIŞA AÇILIR KAPI
OUTWARD OPENING DOOR



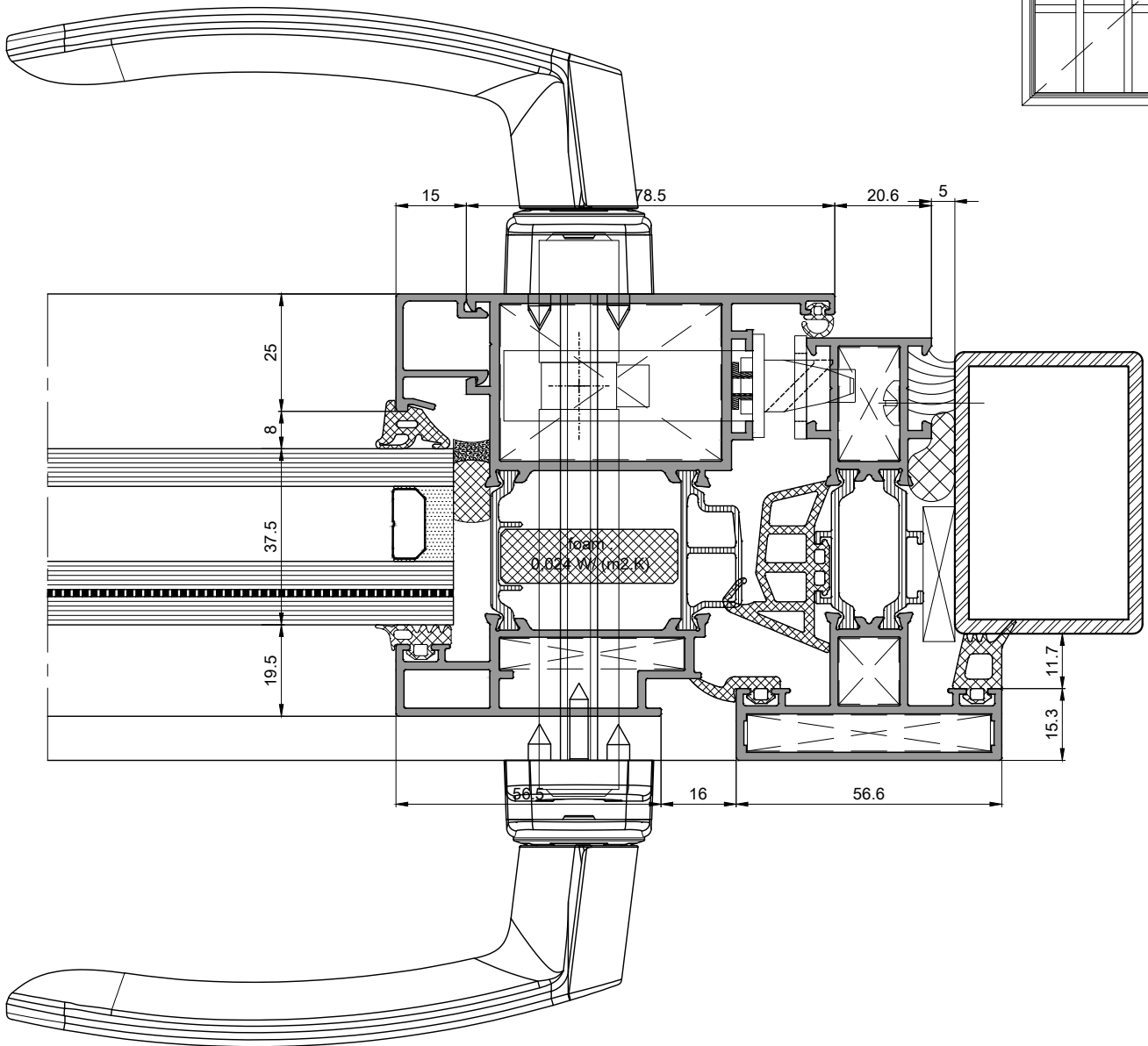
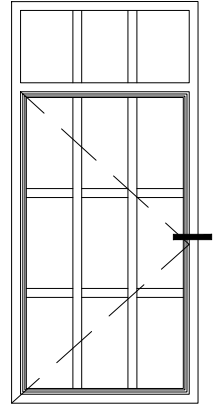
İÇE AÇILIR KAPI
INWARD OPENING DOOR



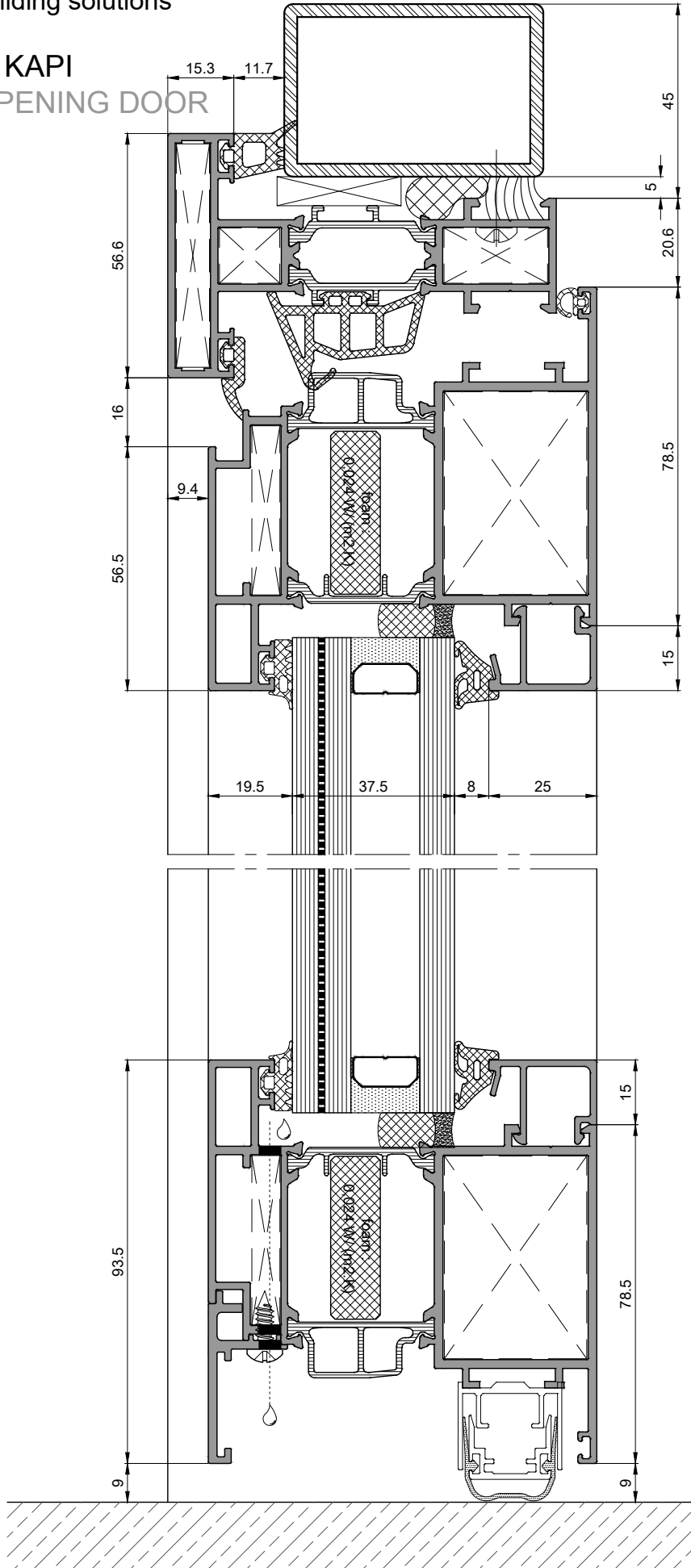
İÇE AÇILIR KAPI
INWARD OPENING DOOR



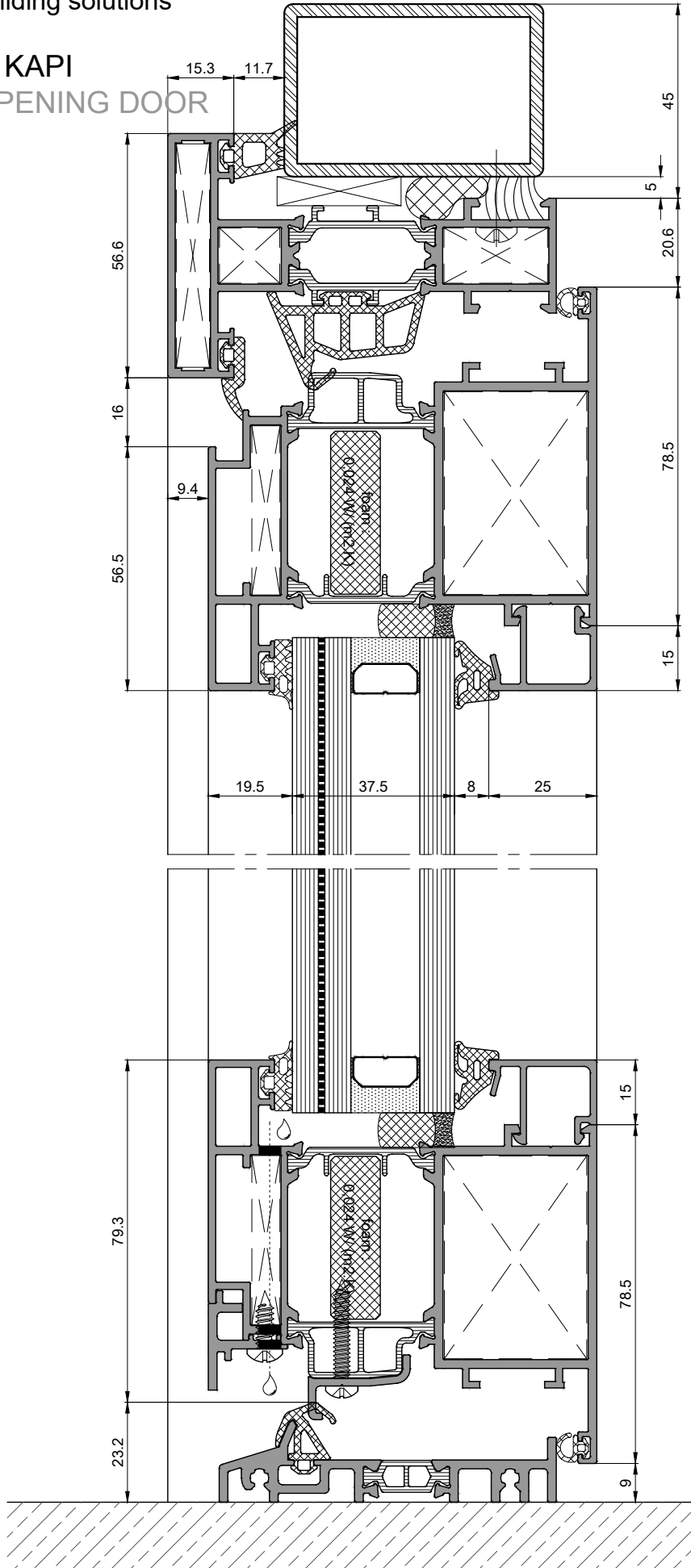
İÇE AÇILIR KAPI
INWARD OPENING DOOR



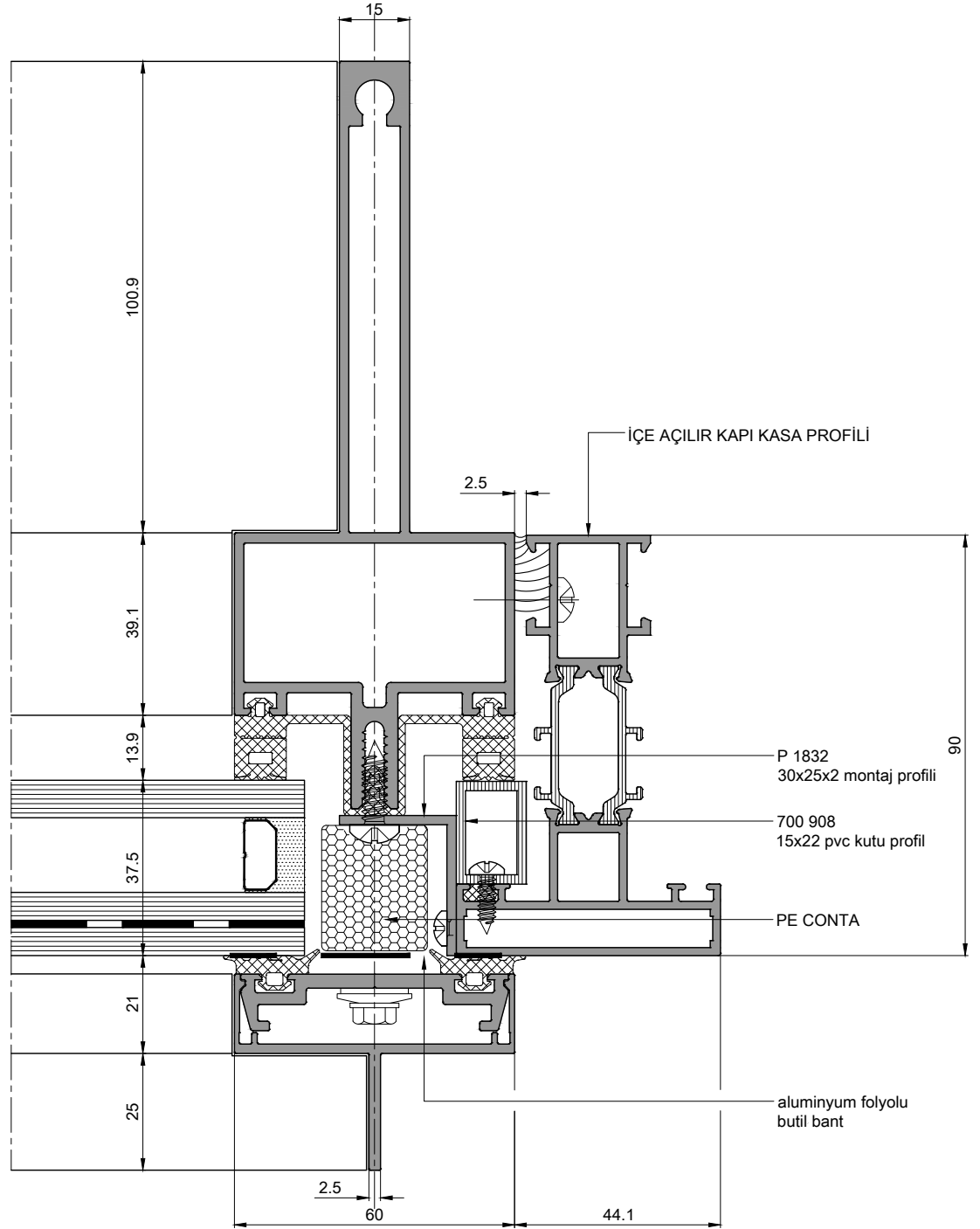
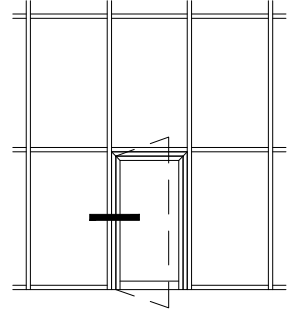
İÇE AÇILIR KAPI
INWARD OPENING DOOR



İÇE AÇILIR KAPI
INWARD OPENING DOOR

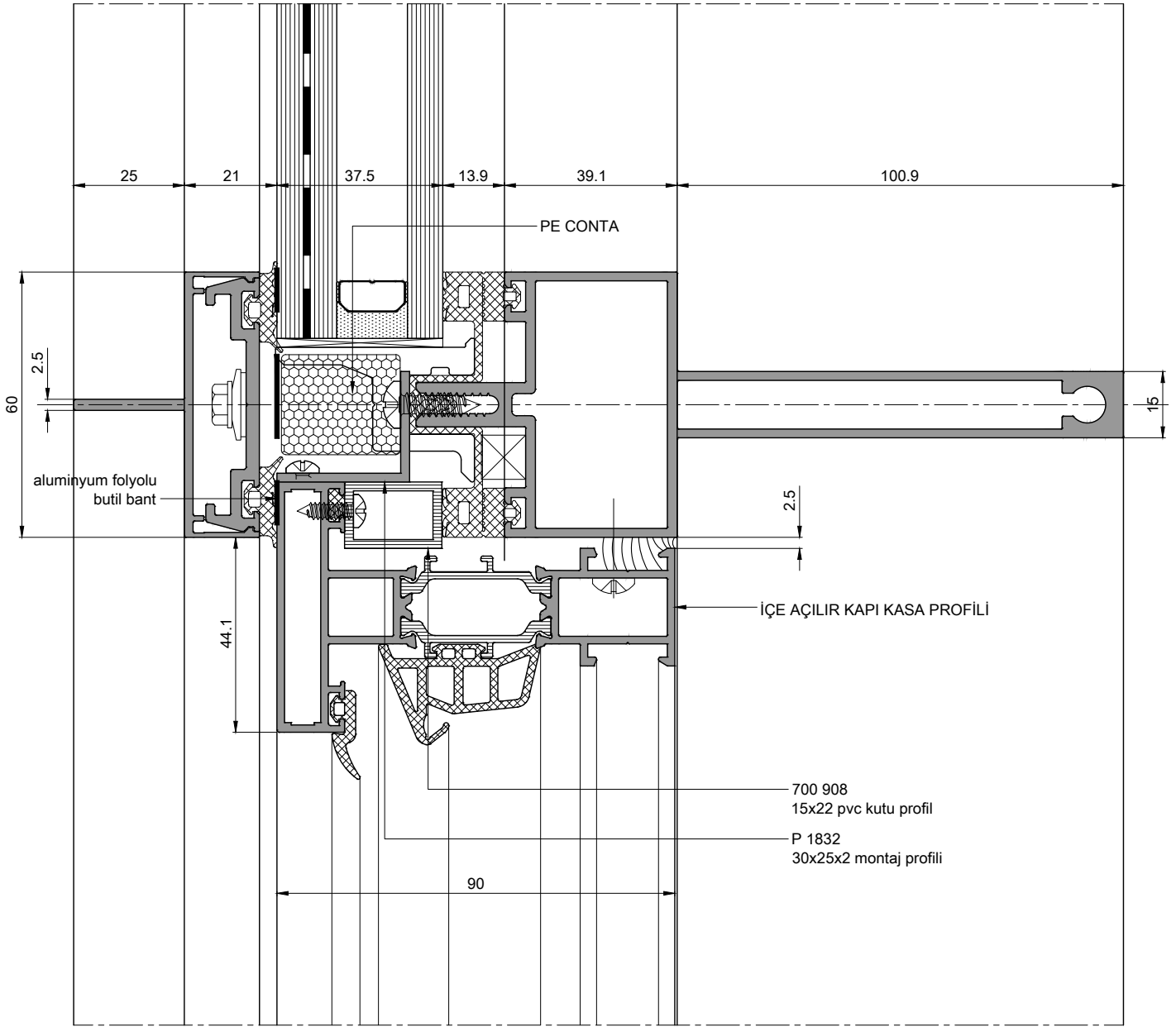
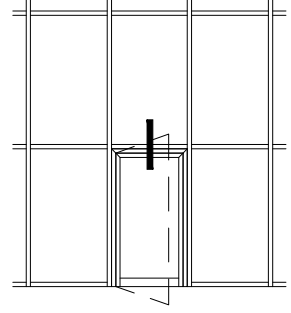


İÇE AÇILIR KAPI
INWARD OPENING DOOR



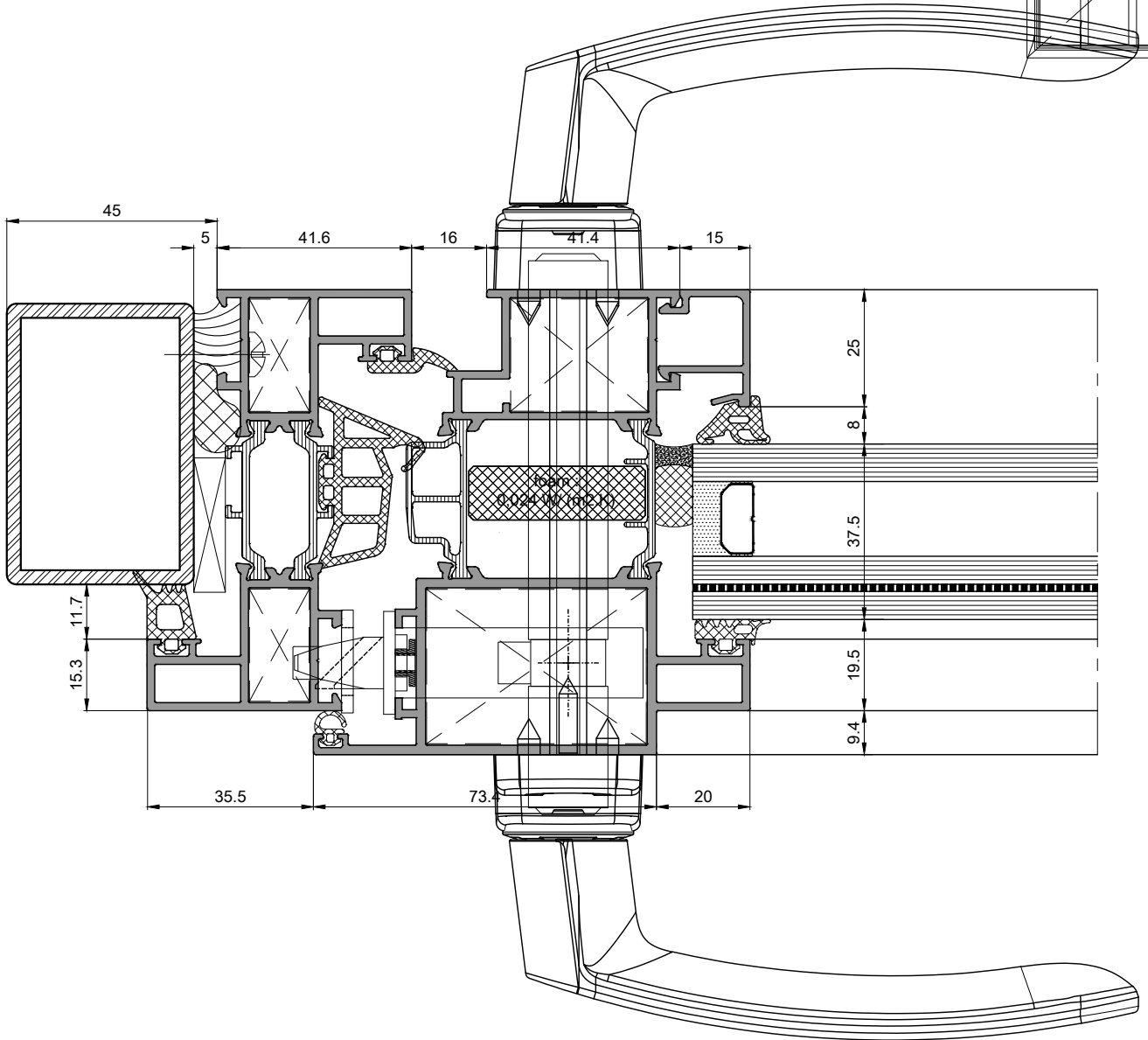
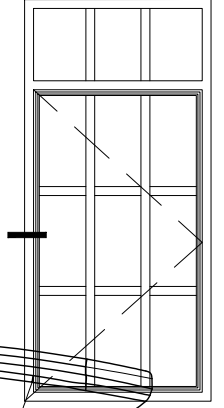
Not : Stick cephe ile ilgili daha fazla bilgi için
SLIM F60 TRS kataloguna bakınız.

İÇE AÇILIR KAPI
INWARD OPENING DOOR

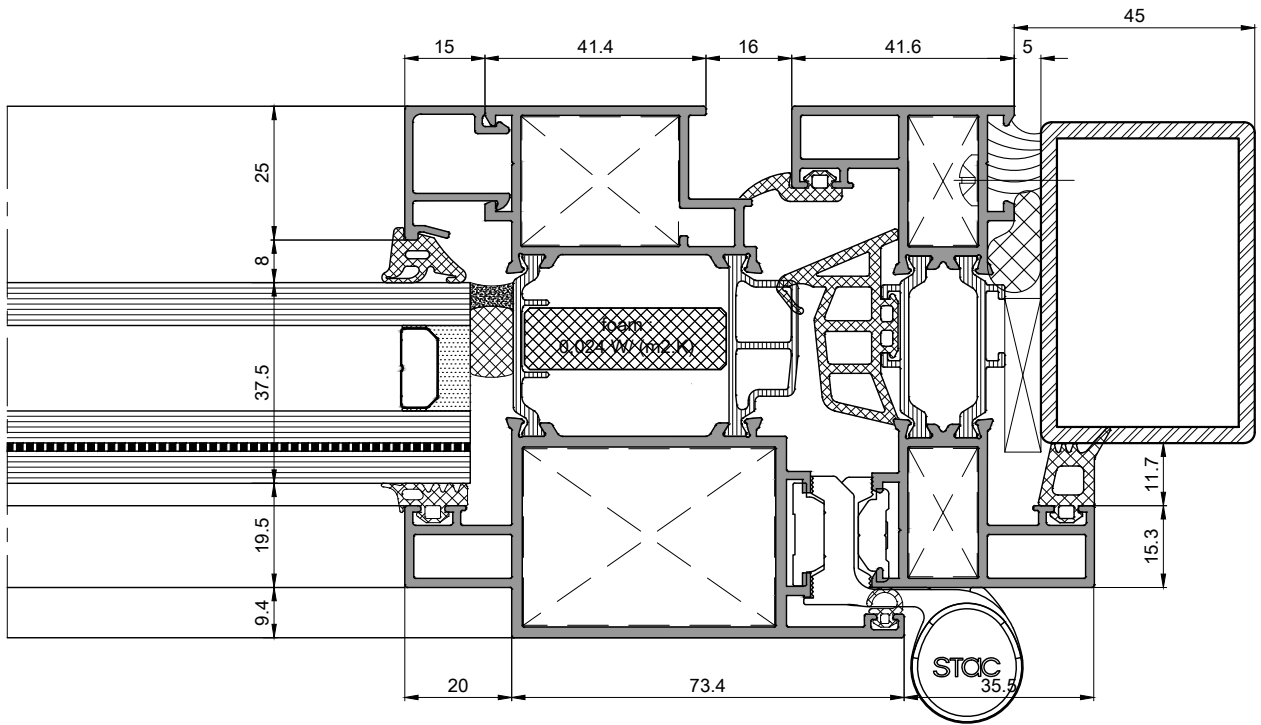
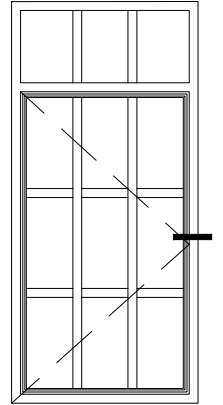


Not : Stick cephe ile ilgili daha fazla bilgi için
SLIM F60 TRS kataloguna bakınız.

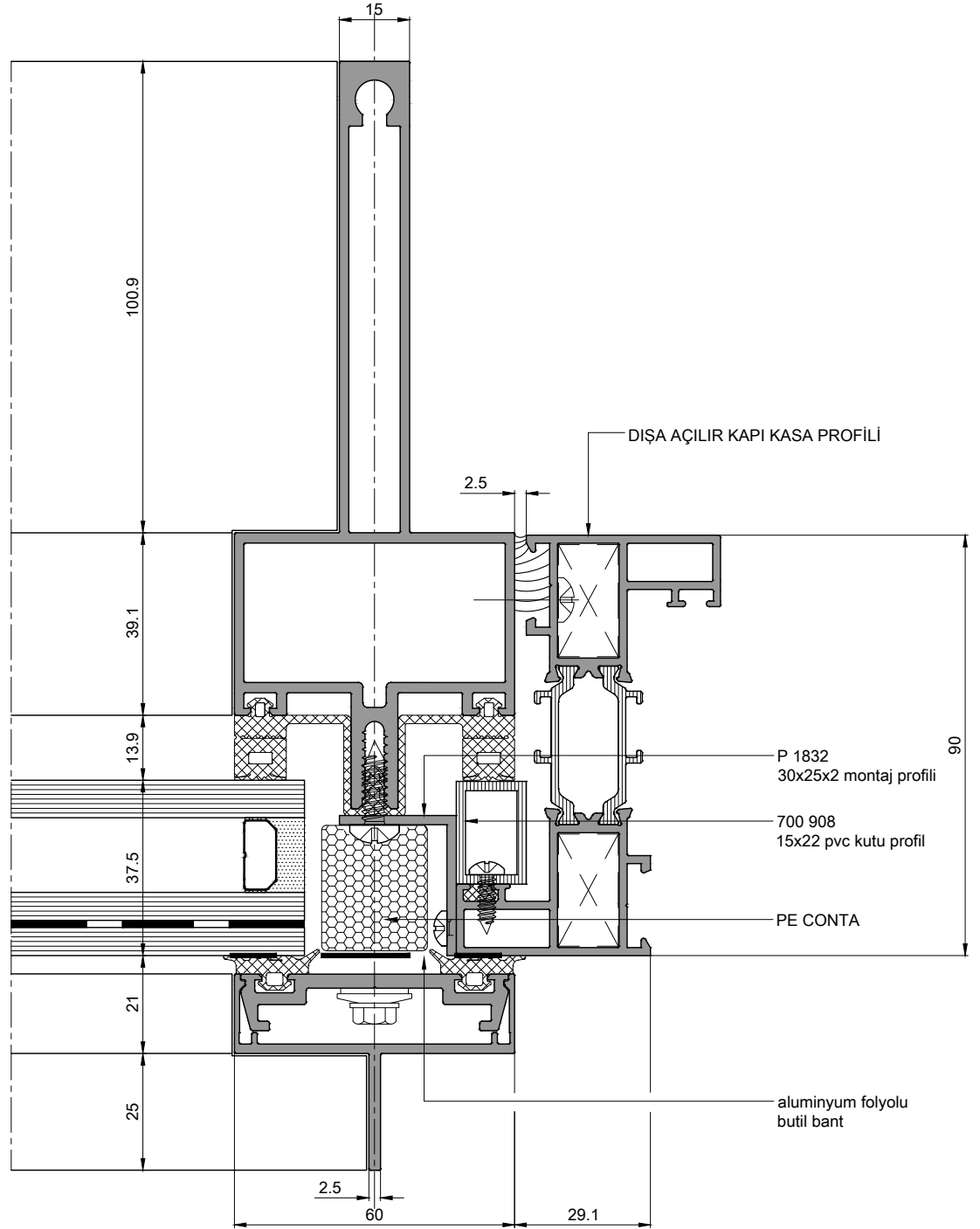
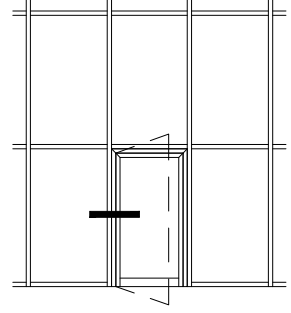
DIŞA AÇILIR KAPI
OUTWARD OPENING DOOR



DIŞA AÇILIR KAPI
OUTWARD OPENING DOOR

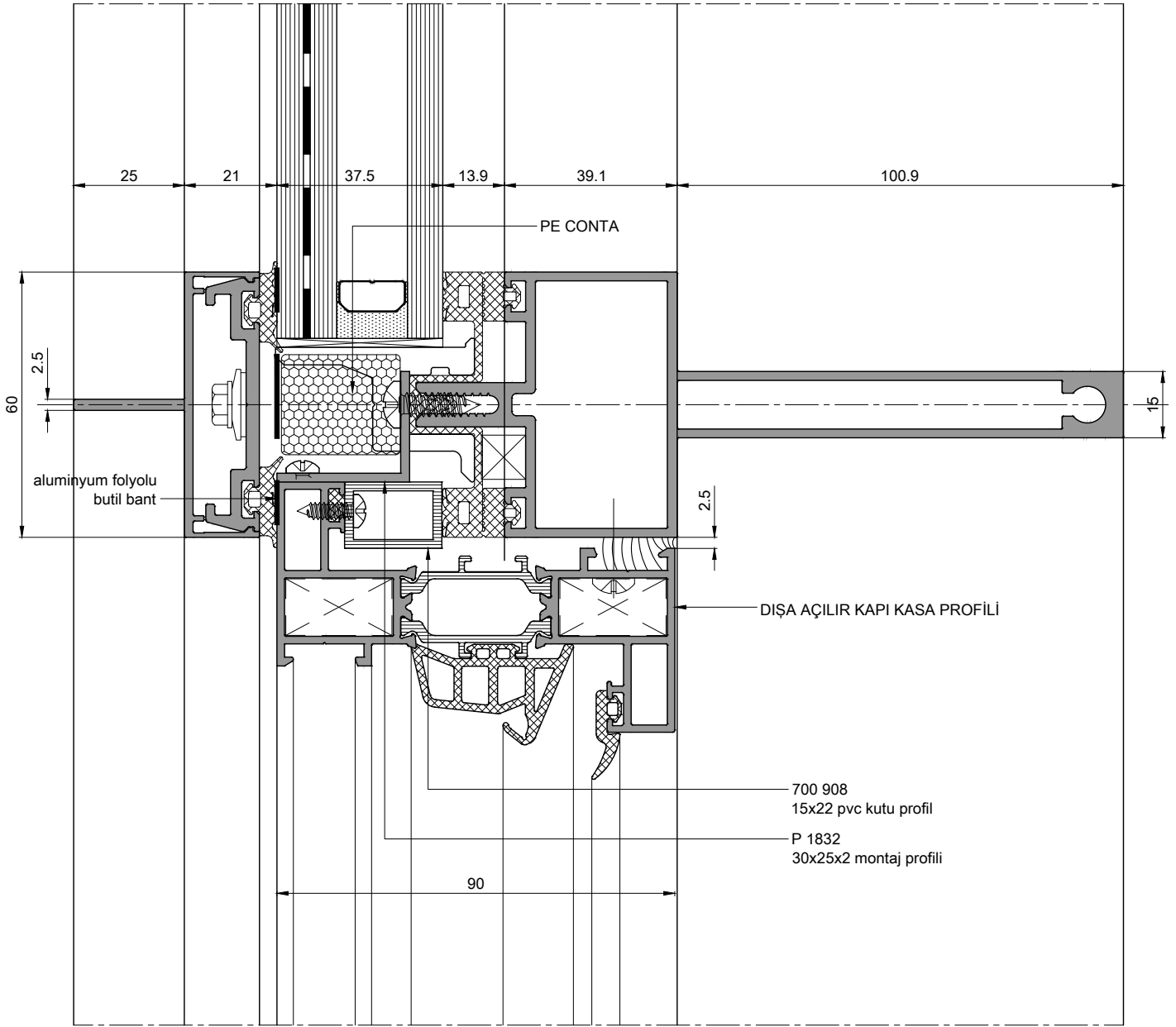
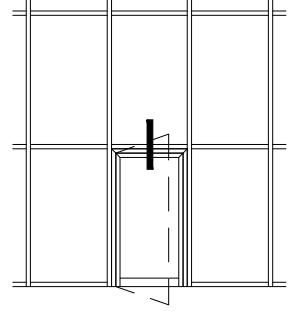


DIŐA AÇILIR KAPI
OUTWARD OPENING DOOR



Not : Stick cephe ile ilgili daha fazla bilgi için
SLIM F60 TRS kataloguna bakınız.

DIŐA AÇILIR KAPI
OUTWARD OPENING DOOR



Not : Stick cephe ile ilgili daha fazla bilgi için
SLIM F60 TRS kataloguna bakınız.