

NOVA 90

BASİT SÜRME KAPI ve PENCERE SİSTEMİ

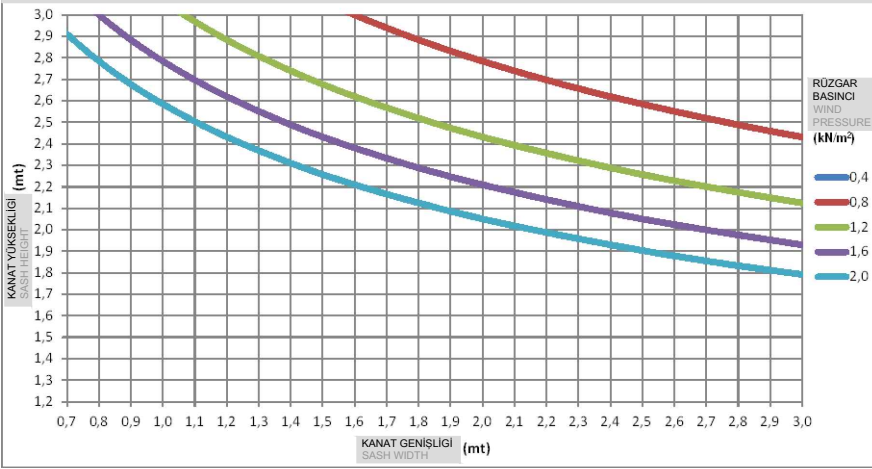
SIMPLE SLIDE DOOR and WINDOW SYSTEM

A	STATİK DİAGRAM ve PERFORMANS STATICAL DIAGRAM and PERFORMANCE	A-01 / A-11
B	ALUMİNYUM PROFİLLER ALUMINIUM PROFILES	B-01 / B-08
C	CAM MONTAJ TALİMATI GLAZING ASSEMBLY	C-01 / C-05
D	CONTALAR GASKETS	D-01 / D-04
E	AKSESUARLAR ACCESSORIES	E-01 / E-10
F	PLASTİK PROFİLLER PLASTIC PROFILES	F-01
G	UYGULANABİLİR AÇILIM TİPLERİ APPLICABLE OPENING TIPOLOGIES	G-01 / G-08
H	TAM ÖLÇEKLİ PROFİLLER FULL SCALE PROFILES.....	H-01 / H-18
J	PRENSİP SİSTEM DETAYLARI PRINCIPAL SECTIONS	J-01 / J-52
K	ÜRETİM TALİMATLARI MANUFACTURING INSTRUCTIONS.....	K-01 / K-102
L	KESİM LİSTELERİ CUTTING LISTS.....	L-01 / L-60

NOVA 90
BASİT SÜRME KAPI ve PENCERE SİSTEMİ
SIMPLE SLIDE DOOR and WINDOW SYSTEM

STATİK DİAGRAM ve PERFORMANS
STATICAL DIAGRAM and PERFORMANCE

RÜZGAR BASINCI ALTINDA KANAT BOYUTLANDIRMA SASH SIZE SELECTION UNDER WIND PRESSURE



KANAT STATİK DİAGRAM STATICAL DIAGRAM for SASH

KANAT AĞIRLIĞI : 150kg
SASH WEIGHT : 150kg

SEHİM LİMİTİ L/200 yada 15mm dir.

FARKLI RENKLİ EGRİSEL ÇİZGİLER, FARKLI RÜZGAR BASINCLARI ALTINDA, UYGULANABİLİR MAKSİMUM KANAT BOYUTLARINI GÖSTERİR.

ÜSTTEKİ TABLOYA GÖRE SEÇİLEN KANAT BOYUTU, CAM TEDARİKÇİSİNE BİLDİRİLEREK, İZİN VERİLEN BOYUT ve SEHİMİN, SEÇİLEN

CAMA UYGUN OLUP OLMADIĞI TEYİD EDİLMELİ ve ONAY ALINMALIDIR.

DİKKAT:

Bu statik hesap şeması ön yapısal hesaplamalar ve profil seçimi için tasarlanmıştır.

Bu şema nihai yapısal hesaplama için bir alternatif değildir, Statik Rapor olarak kullanılamaz

Statik Hesaplar Mutlaka Uygulamacı Tarafından Yapıtırmalıdır.

DEFLECTION LIMIT L / 200 or 15mm.

THE LINE SHOW MAXIMUM SIZES FOR THE INDICATE PRESSURE.

VERIFY THAT THE DEFLECTION OF THE SECTION IS COMPATIBLE WITH THE EMPLOYED GLASS.

DIN EN 12210 for the standard building area

Deflection limit L/200 or max. 15mm in accordance with TRLV

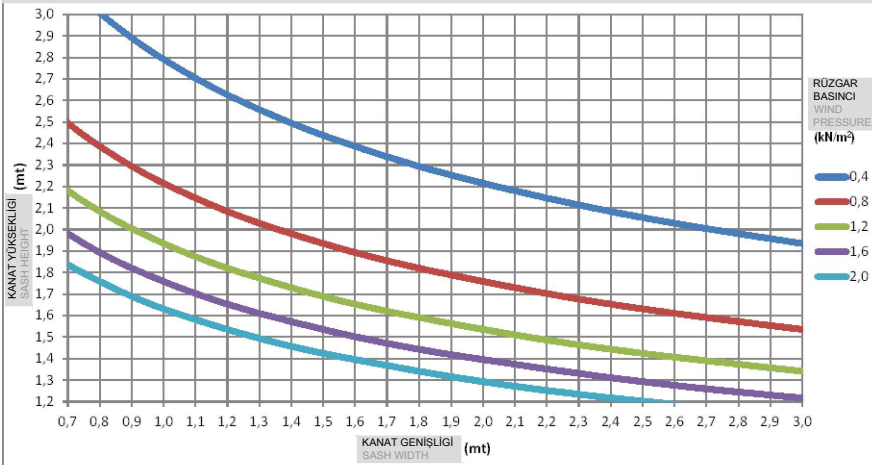
Differing deflection limits set by the double glazing manufacturer must be observed.

These statics diagram are intended for preliminary structural calculations and profile selection.

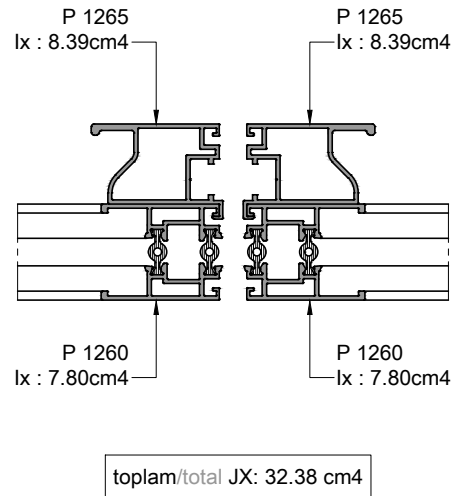
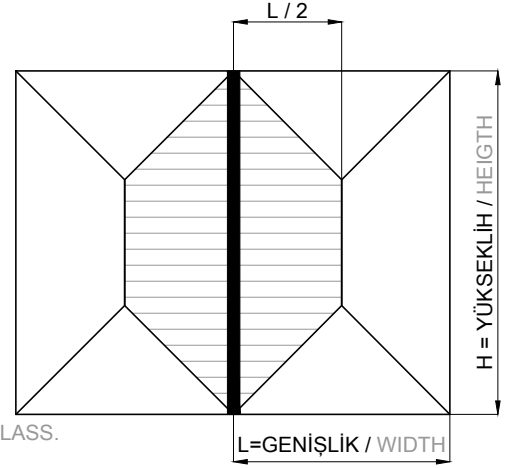
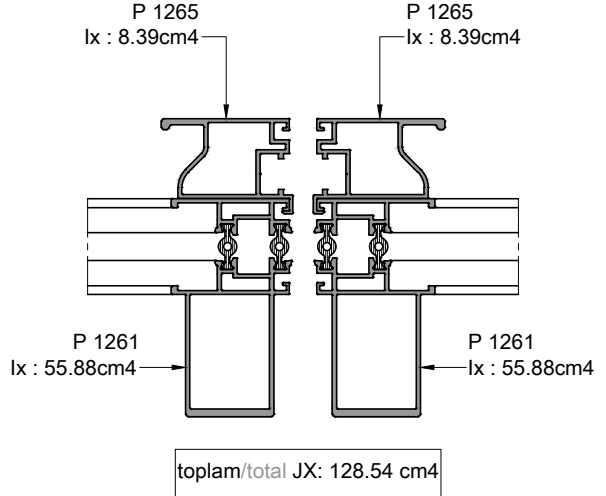
This is not a substitute for a final structural calculation.

Sash sizes below the line are structurally adequate.

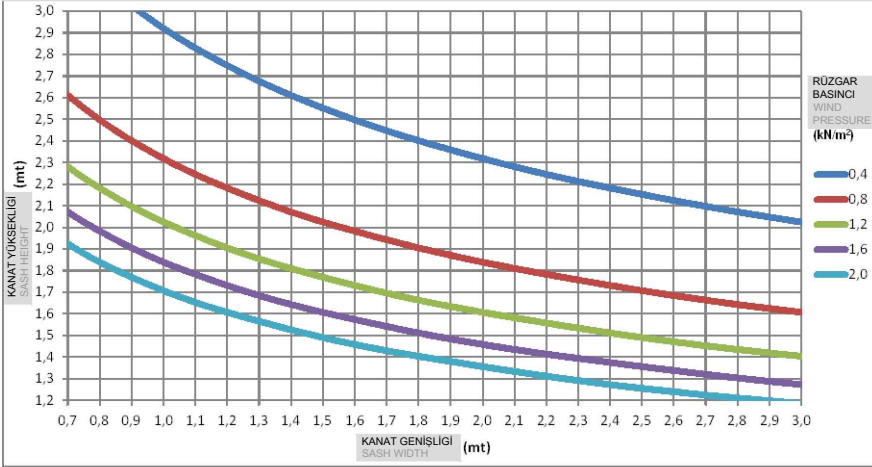
RÜZGAR BASINCI ALTINDA KANAT BOYUTLANDIRMA SASH SIZE SELECTION UNDER WIND PRESSURE



KANAT AĞIRLIĞI : 150kg
SASH WEIGHT : 150kg



RÜZGAR BASINCI ALTINDA KANAT BOYUTLANDIRMA SASH SIZE SELECTION UNDER WIND PRESSURE



KANAT STATİK DİAGRAM
STATICAL DIAGRAM for SASH

KANAT AĞIRLIĞI : 150kg
SASH WEIGHT : 150kg

SEHİM LİMİTİ L/200 yada 15mm dir.

FARKLI RENKLİ EGRİSEL ÇİZGİLER, FARKLI RÜZGAR BASINCLARI ALTINDA, UYGULANABİLİR MAKSİMUM KANAT BOYUTLARINI GÖSTERİR.

ÜSTTEKİ TABLOYA GÖRE SEÇİLEN KANAT BOYUTU, CAM TEDARİKÇİSİNE BİLDİRİLEREK, İZİN VERİLEN BOYUT ve SEHİMİN, SEÇİLEN

CAMA UYGUN OLUP OLMADIĞI TEYİD EDİLMELİ ve ONAY ALINMALIDIR.

DİKKAT:

Bu statik hesap şeması ön yapısal hesaplamalar ve profil seçimi için tasarlanmıştır.

Bu şema nihai yapısal hesaplama için bir alternatif değildir, Statik Rapor olarak kullanılamaz

Statik Hesaplar Mutlaka Uygulamacı Tarafından Yapıtırmalıdır.

DEFLECTION LIMIT L / 200 or 15mm.

THE LINE SHOW MAXIMUM SIZES FOR THE INDICATE PRESSURE.

VERIFY THAT THE DEFLECTION OF THE SECTION IS COMPATIBLE WITH THE EMPLOYED GLASS.

DIN EN 12210 for the standard building area

Deflection limit L/200 or max. 15mm in accordance with TRLV

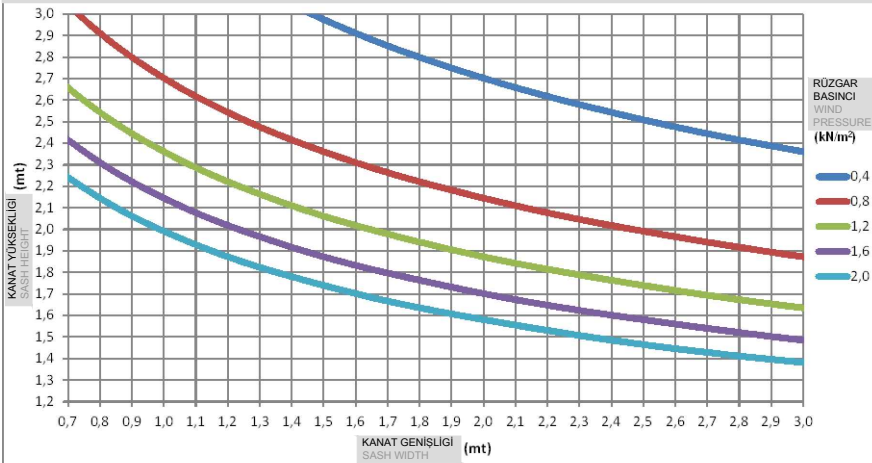
Differing deflection limits set by the double glazing manufacturer must be observed.

These statics diagram are intended for preliminary structural calculations and profile selection.

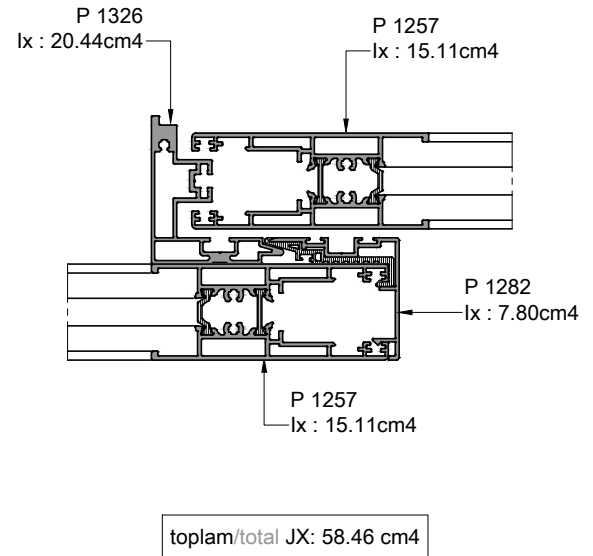
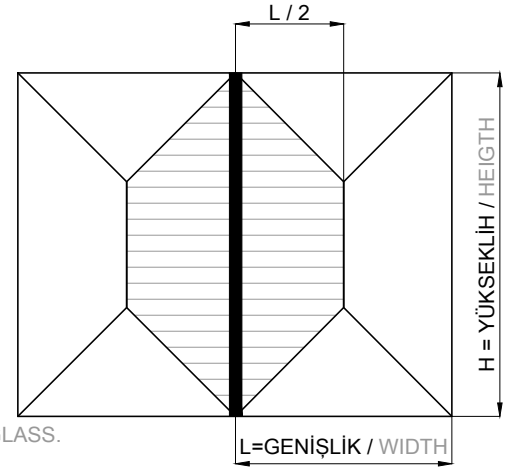
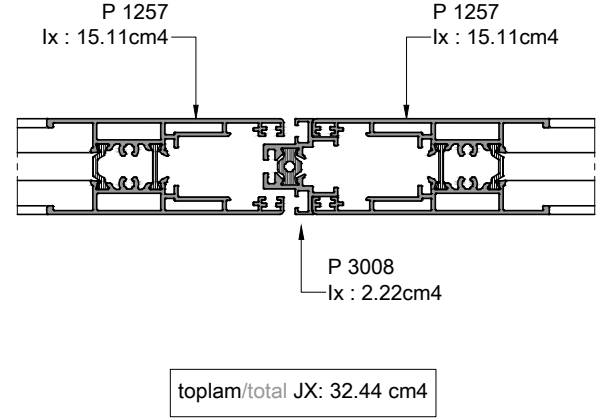
This is not a substitute for a final structural calculation.

Sash sizes below the line are structurally adequate.

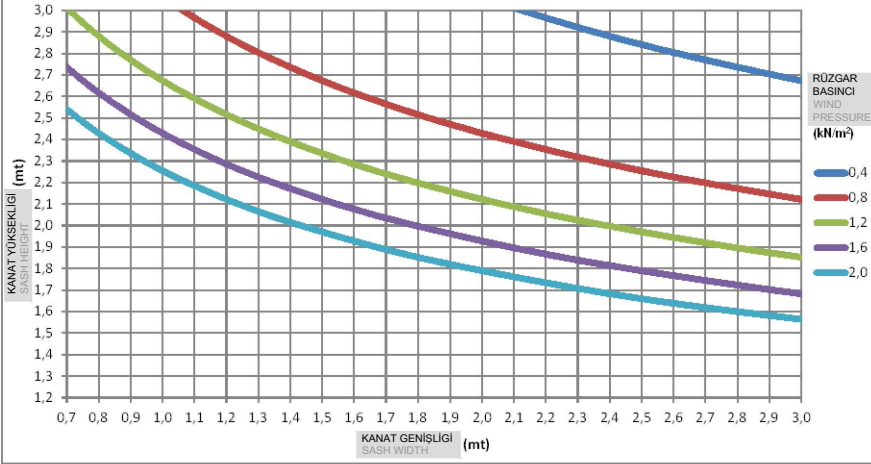
RÜZGAR BASINCI ALTINDA KANAT BOYUTLANDIRMA SASH SIZE SELECTION UNDER WIND PRESSURE



KANAT AĞIRLIĞI : 150kg
SASH WEIGHT : 150kg



RÜZGAR BASINCI ALTINDA KANAT BOYUTLANDIRMA SASH SIZE SELECTION UNDER WIND PRESSURE



KANAT STATİK DİAGRAM
STATICAL DIAGRAM for SASH

KANAT AĞIRLIĞI : 150kg
SASH WEIGHT : 150kg

SEHİM LİMİTİ L/200 yada 15mm dir.

FARKLI RENKLİ EGRİSEL ÇİZGİLER, FARKLI RÜZGAR BASINCLARI ALTINDA, UYGULANABİLİR MAKSİMUM KANAT BOYUTLARINI GÖSTERİR.

ÜSTTEKİ TABLOYA GÖRE SEÇİLEN KANAT BOYUTU, CAM TEDARİKÇİSİNE BİLDİRİLEREK,

İZİN VERİLEN BOYUT ve SEHİMİN, SEÇİLEN

CAMA UYGUN OLUP OLMADIĞI TEYİD EDİLMELİ ve ONAY ALINMALIDIR.

DİKKAT:

Bu statik hesap şeması ön yapısal hesaplamalar ve profil seçimi için tasarlanmıştır.

Bu şema nihai yapısal hesaplama için bir alternatif değildir, Statik Rapor olarak kullanılamaz

Statik Hesaplar Mutlaka Uygulamacı Tarafından Yapıtırmalıdır.

DEFLECTION LIMIT L / 200 or 15mm.

THE LINE SHOW MAXIMUM SIZES FOR THE INDICATE PRESSURE.

VERIFY THAT THE DEFLECTION OF THE SECTION IS COMPATIBLE WITH THE EMPLOYED GLASS.

DIN EN 12210 for the standard building area

Deflection limit L/200 or max. 15mm in accordance with TRLV

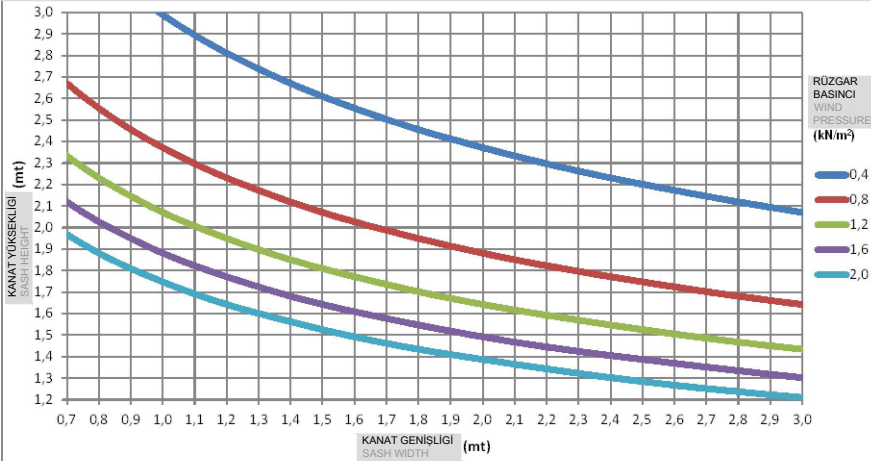
Differing deflection limits set by the double glazing manufacturer must be observed.

These statics diagram are intended for preliminary structural calculations and profile selection.

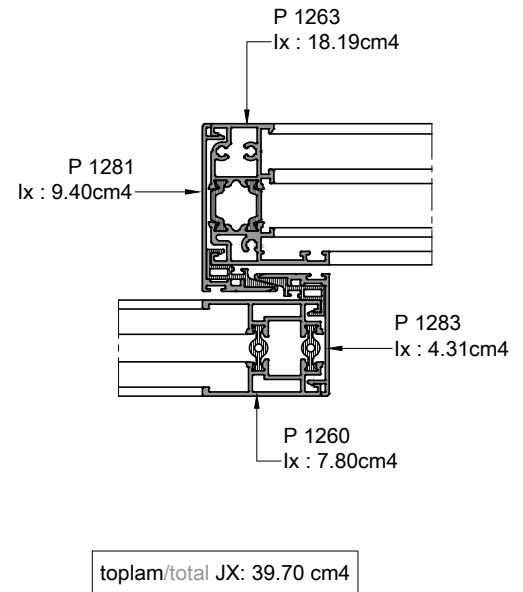
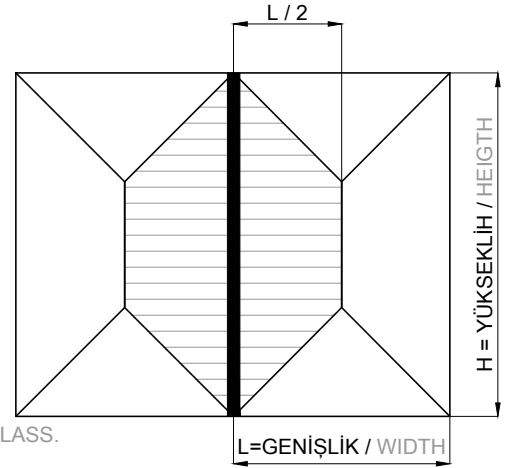
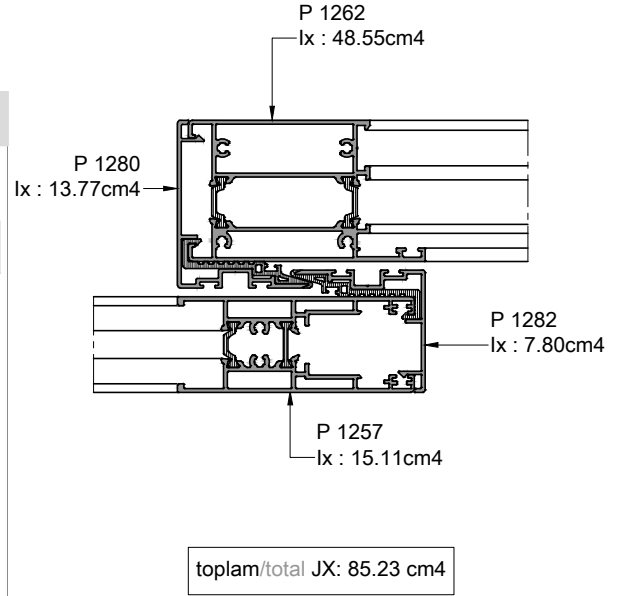
This is not a substitute for a final structural calculation.

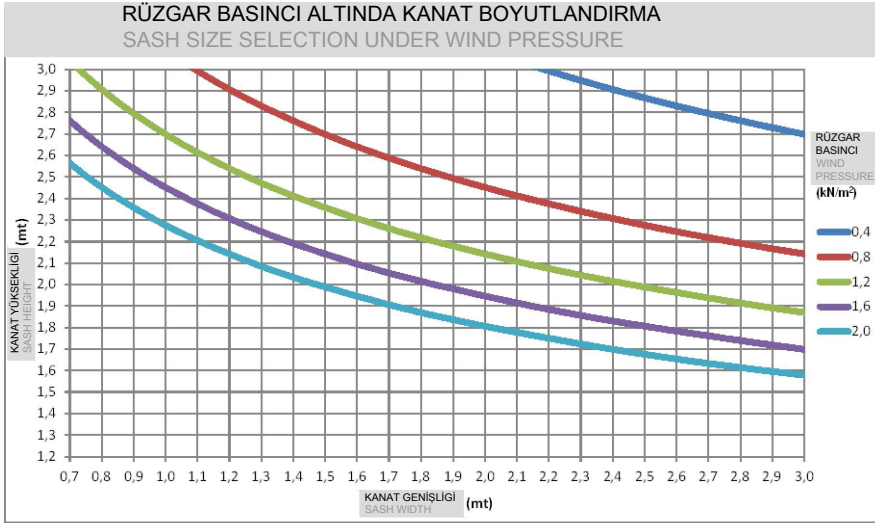
Sash sizes below the line are structurally adequate.

RÜZGAR BASINCI ALTINDA KANAT BOYUTLANDIRMA SASH SIZE SELECTION UNDER WIND PRESSURE



KANAT AĞIRLIĞI : 150kg
SASH WEIGHT : 150kg





KANAT STATİK DİAGRAM
STATICAL DIAGRAM for SASH

KANAT AĞIRLIĞI : 150kg
SASH WEIGHT : 150kg

SEHİM LİMİTİ L/200 yada 15mm dir.

FARKLI RENKLİ EGRİSEL ÇİZGİLER, FARKLI RÜZGAR BASINCLARI ALTINDA, UYGULANABİLİR MAKSİMUM KANAT BOYUTLARINI GÖSTERİR.

ÜSTTEKİ TABLOYA GÖRE SEÇİLEN KANAT BOYUTU, CAM TEDARİKÇİSİNE BİLDİRİLEREK, İZİN VERİLEN BOYUT ve SEHİMİN, SEÇİLEN

CAMA UYGUN OLUP OLMADIĞI TEYİD EDİLMELİ ve ONAY ALINMALIDIR.

DİKKAT:

Bu statik hesap şeması ön yapısal hesaplamalar ve profil seçimi için tasarlanmıştır.

Bu şema nihai yapısal hesaplama için bir alternatif değildir, Statik Rapor olarak kullanılamaz

Statik Hesaplar Mutlaka Uygulamacı Tarafından Yapıtırmalıdır.

DEFLECTION LIMIT L / 200 or 15mm.

THE LINE SHOW MAXIMUM SIZES FOR THE INDICATE PRESSURE.

VERIFY THAT THE DEFLECTION OF THE SECTION IS COMPATIBLE WITH THE EMPLOYED GLASS.

DIN EN 12210 for the standard building area

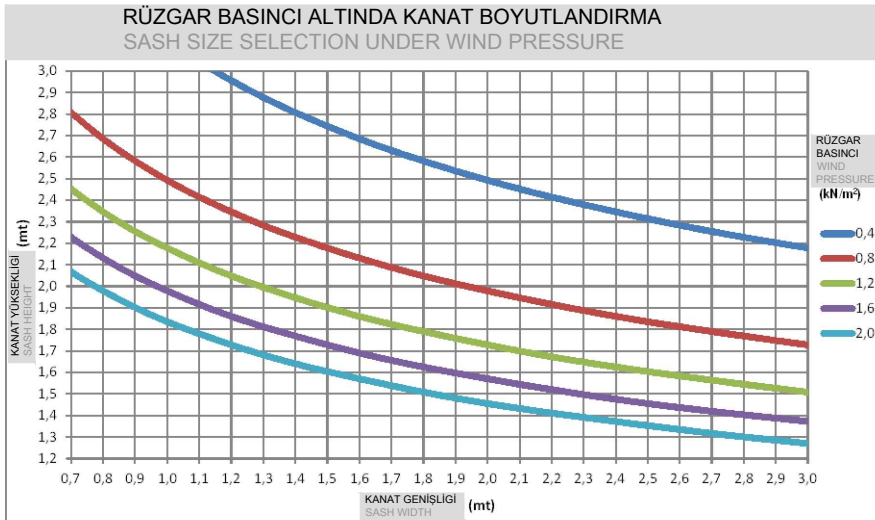
Deflection limit L/200 or max. 15mm in accordance with TRLV

Differing deflection limits set by the double glazing manufacturer must be observed.

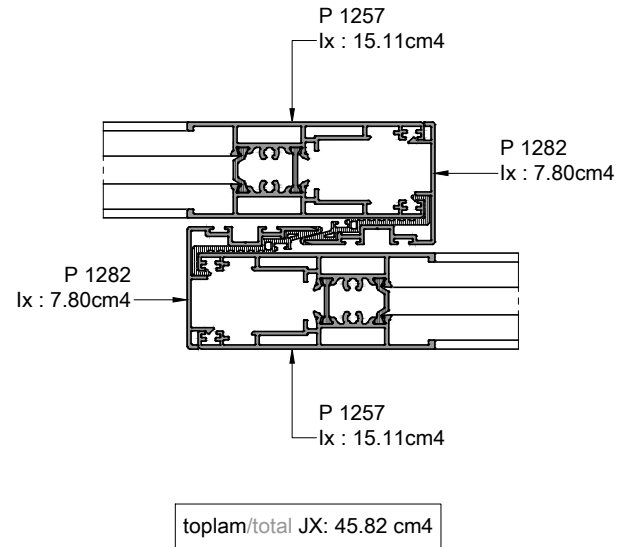
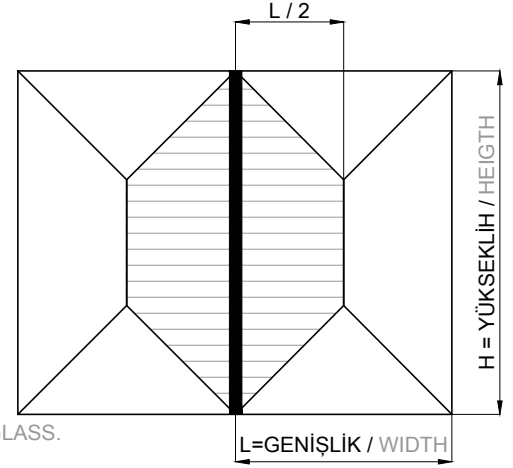
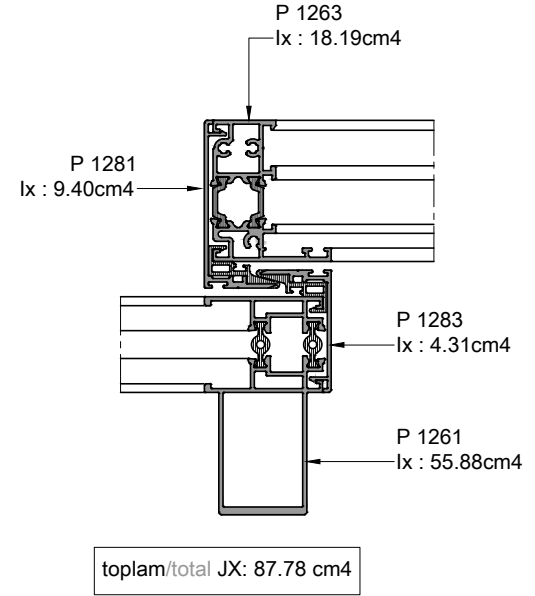
These statics diagram are intended for preliminary structural calculations and profile selection.

This is not a substitute for a final structural calculation.

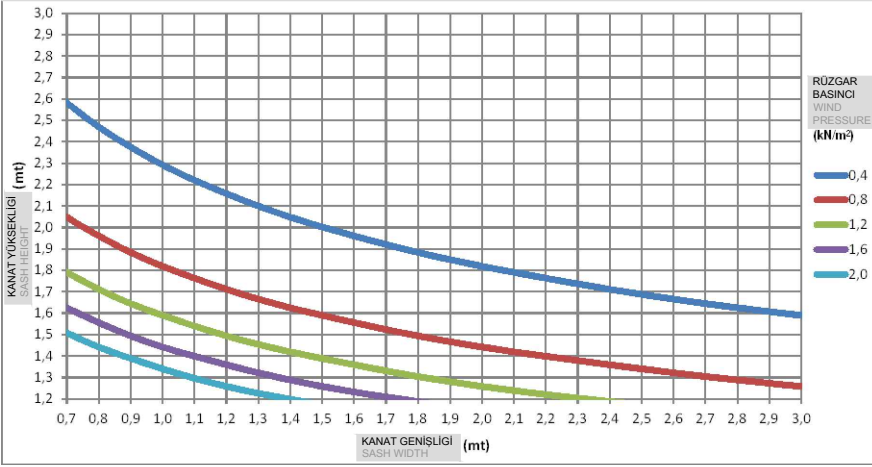
Sash sizes below the line are structurally adequate.



KANAT AĞIRLIĞI : 150kg
SASH WEIGHT : 150kg



RÜZGAR BASINCI ALTINDA KANAT BOYUTLANDIRMA SASH SIZE SELECTION UNDER WIND PRESSURE



KANAT STATİK DİAGRAM STATIC DIAGRAM for SASH

KANAT AĞIRLIĞI : 150kg
SASH WEIGHT : 150kg

SEHİM LİMİTİ L/200 yada 15mm dir.

FARKLI RENKLİ EGRİSEL ÇİZGİLER, FARKLI RÜZGAR BASINCLARI ALTINDA, UYGULANABİLİR MAKSİMUM KANAT BOYUTLARINI GÖSTERİR.

ÜSTTEKİ TABLOYA GÖRE SEÇİLEN KANAT BOYUTU, CAM TEDARİKÇİSİNE BİLDİRİLEREK, İZİN VERİLEN BOYUT ve SEHİMİN, SEÇİLEN

CAMA UYGUN OLUP OLMADIĞI TEYİD EDİLMELİ ve ONAY ALINMALIDIR.

DİKKAT:

Bu statik hesap şeması ön yapısal hesaplamalar ve profil seçimi için tasarlanmıştır.

Bu şema nihai yapısal hesaplama için bir alternatif değildir, Statik Rapor olarak kullanılamaz

Statik Hesaplar Mutlaka Uygulamacı Tarafından Yapıtırılmalıdır.

DEFLECTION LIMIT L / 200 or 15mm.

THE LINE SHOW MAXIMUM SIZES FOR THE INDICATE PRESSURE.

VERIFY THAT THE DEFLECTION OF THE SECTION IS COMPATIBLE WITH THE EMPLOYED GLASS.

DIN EN 12210 for the standard building area

Deflection limit L/200 or max. 15mm in accordance with TRLV

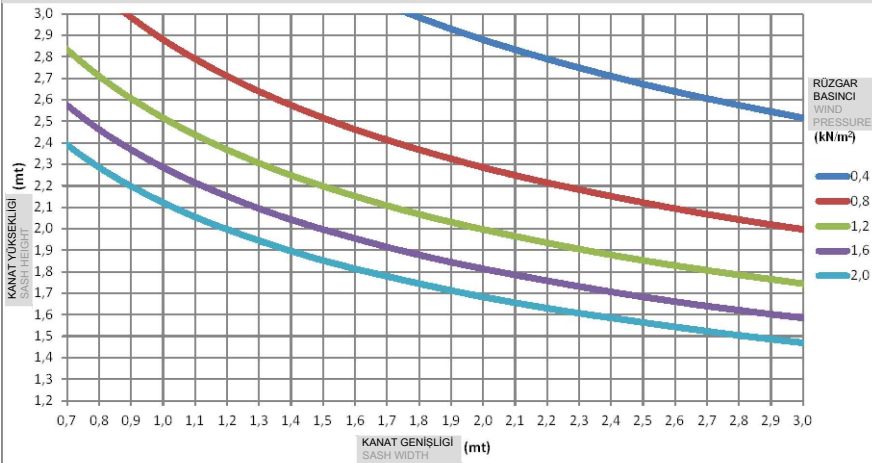
Differing deflection limits set by the double glazing manufacturer must be observed.

These statics diagram are intended for preliminary structural calculations and profile selection.

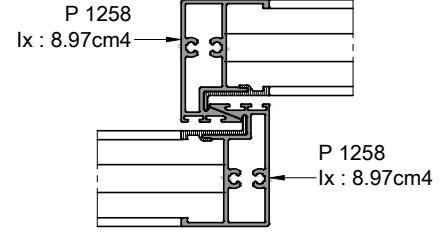
This is not a substitute for a final structural calculation.

Sash sizes below the line are structurally adequate.

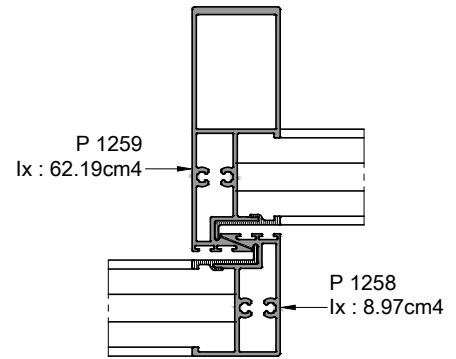
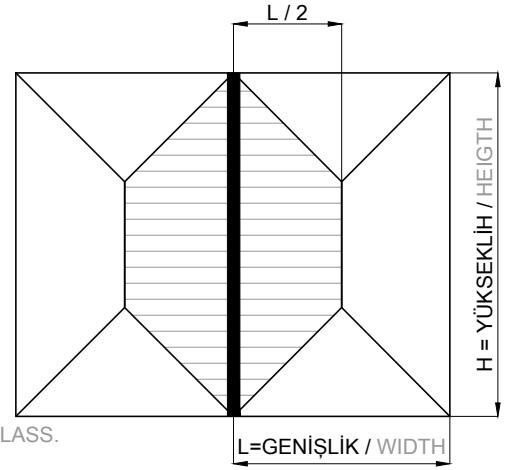
RÜZGAR BASINCI ALTINDA KANAT BOYUTLANDIRMA SASH SIZE SELECTION UNDER WIND PRESSURE



KANAT AĞIRLIĞI : 150kg
SASH WEIGHT : 150kg

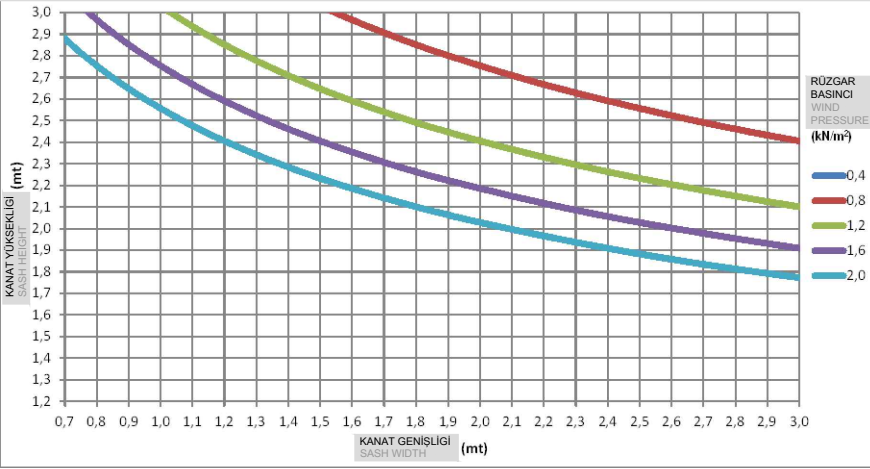


toplam/total JX: 17.94 cm4



toplam/total JX: 71.16 cm4

RÜZGAR BASINCI ALTINDA KANAT BOYUTLANDIRMA SASH SIZE SELECTION UNDER WIND PRESSURE



KANAT STATİK DİAGRAM
STATICAL DIAGRAM for SASH

KANAT AĞIRLIĞI : 150kg
SASH WEIGHT : 150kg

SEHİM LİMİTİ L/200 yada 15mm dir.

FARKLI RENKLİ EGRİSEL ÇİZGİLER, FARKLI RÜZGAR BASINCLARI ALTINDA, UYGULANABİLİR MAKSİMUM KANAT BOYUTLARINI GÖSTERİR.

ÜSTTEKİ TABLOYA GÖRE SEÇİLEN KANAT BOYUTU, CAM TEDARİKÇİSİNE BİLDİRİLEREK, İZİN VERİLEN BOYUT ve SEHİMİN, SEÇİLEN

CAMA UYGUN OLUP OLMADIĞI TEYİD EDİLMELİ ve ONAY ALINMALIDIR.

DİKKAT:

Bu statik hesap şeması ön yapısal hesaplamalar ve profil seçimi için tasarlanmıştır.

Bu şema nihai yapısal hesaplama için bir alternatif değildir, Statik Rapor olarak kullanılamaz Statik Hesaplar Mutlaka Uygulamacı Tarafından Yapıtırmalıdır.

DEFLECTION LIMIT L / 200 or 15mm.

THE LINE SHOW MAXIMUM SIZES FOR THE INDICATE PRESSURE.

VERIFY THAT THE DEFLECTION OF THE SECTION IS COMPATIBLE WITH THE EMPLOYED GLASS.

DIN EN 12210 for the standard building area

Deflection limit L/200 or max. 15mm in accordance with TRLV

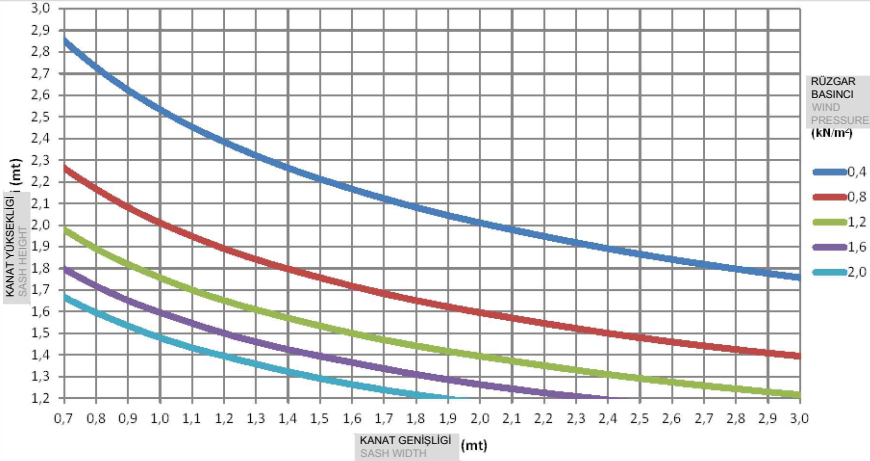
Differing deflection limits set by the double glazing manufacturer must be observed.

These statics diagram are intended for preliminary structural calculations and profile selection.

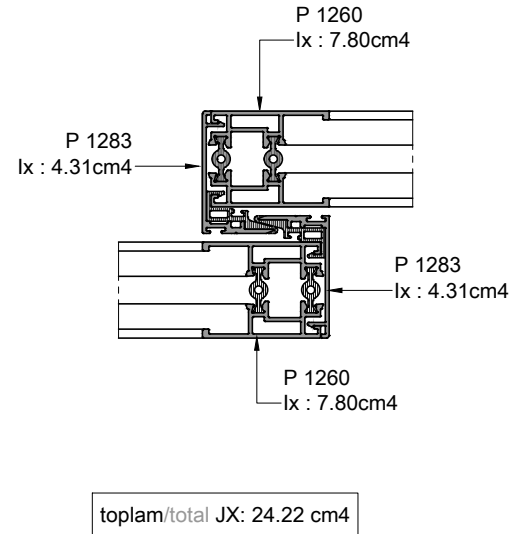
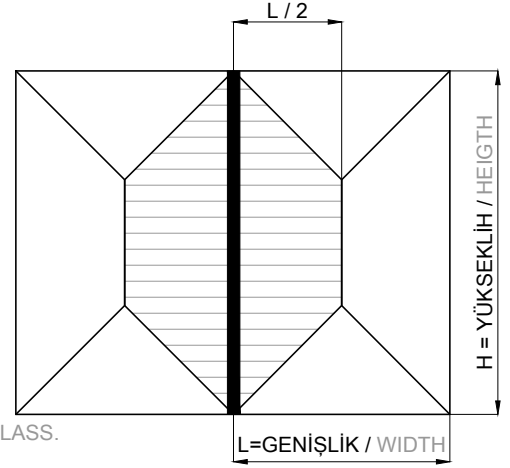
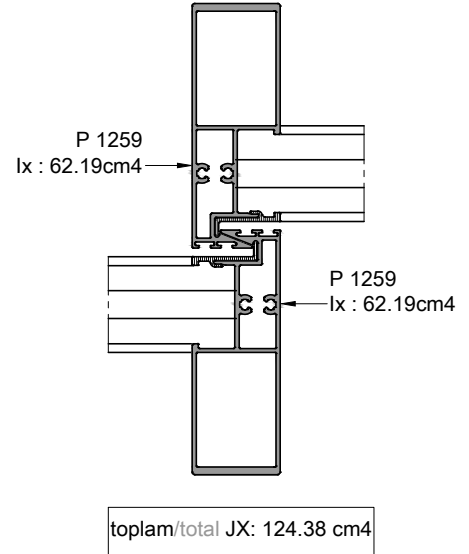
This is not a substitute for a final structural calculation.

Sash sizes below the line are structurally adequate.

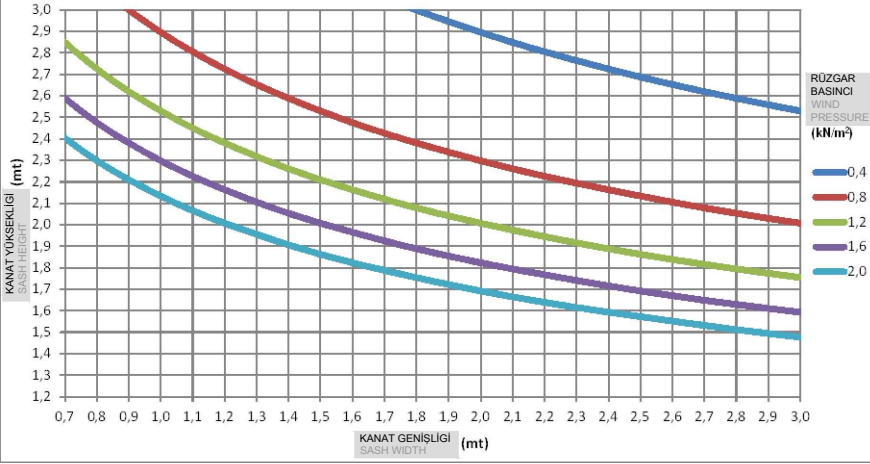
RÜZGAR BASINCI ALTINDA KANAT BOYUTLANDIRMA SASH SIZE SELECTION UNDER WIND PRESSURE



KANAT AĞIRLIĞI : 150kg
SASH WEIGHT : 150kg



RÜZGAR BASINCI ALTINDA KANAT BOYUTLANDIRMA SASH SIZE SELECTION UNDER WIND PRESSURE



KANAT STATİK DİAGRAM
STATICAL DIAGRAM for SASH

KANAT AĞIRLIĞI : 150kg
SASH WEIGHT : 150kg

SEHİM LİMİTİ L/200 yada 15mm dir.

FARKLI RENKLİ EGRİSEL ÇİZGİLER, FARKLI RÜZGAR BASINCLARI ALTINDA, UYGULANABİLİR MAKSİMUM KANAT BOYUTLARINI GÖSTERİR.

ÜSTTEKİ TABLOYA GÖRE SEÇİLEN KANAT BOYUTU, CAM TEDARİKÇİSİNE BİLDİRİLEREK, İZİN VERİLEN BOYUT ve SEHİMİN, SEÇİLEN

CAMA UYGUN OLUP OLMADIĞI TEYİD EDİLMELİ ve ONAY ALINMALIDIR.

DİKKAT:

Bu statik hesap şeması ön yapısal hesaplamalar ve profil seçimi için tasarlanmıştır.

Bu şema nihai yapısal hesaplama için bir alternatif değildir, Statik Rapor olarak kullanılamaz

Statik Hesaplar Mutlaka Uygulamacı Tarafından Yapılmalıdır.

DEFLECTION LIMIT L / 200 or 15mm.

THE LINE SHOW MAXIMUM SIZES FOR THE INDICATE PRESSURE.

VERIFY THAT THE DEFLECTION OF THE SECTION IS COMPATIBLE WITH THE EMPLOYED GLASS.

DIN EN 12210 for the standard building area

Deflection limit L/200 or max. 15mm in accordance with TRLV

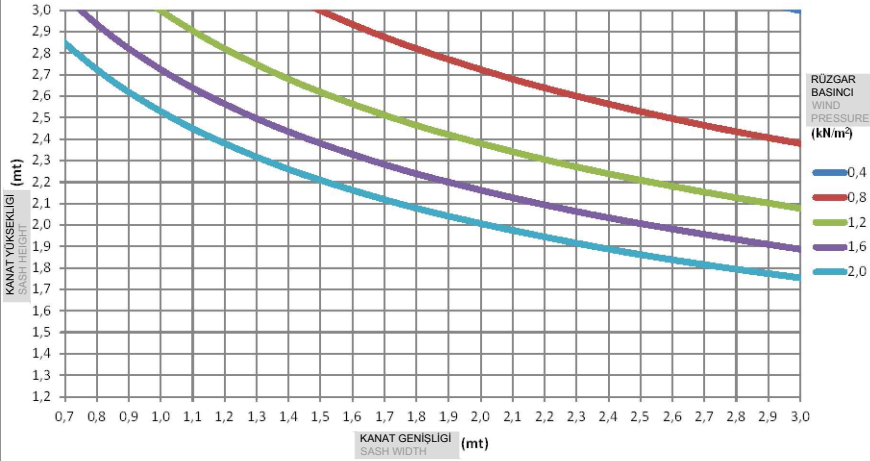
Differing deflection limits set by the double glazing manufacturer must be observed.

These statics diagram are intended for preliminary structural calculations and profile selection.

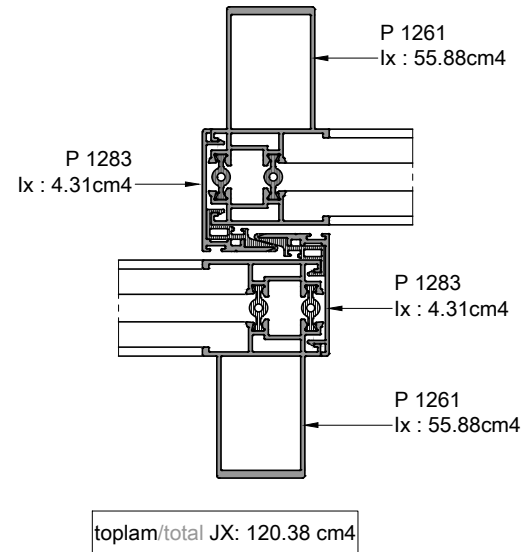
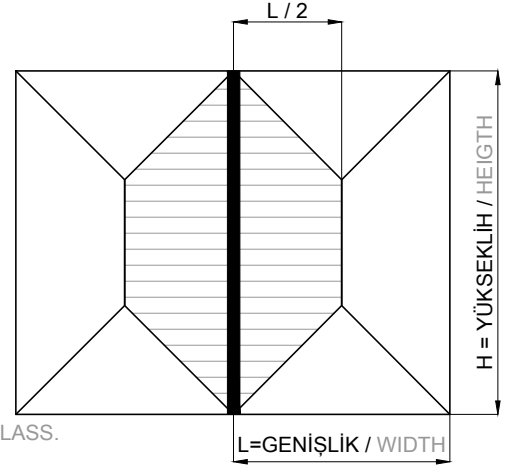
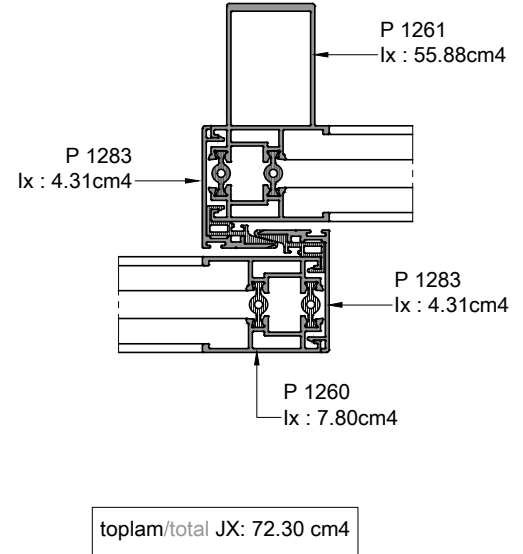
This is not a substitute for a final structural calculation.

Sash sizes below the line are structurally adequate.

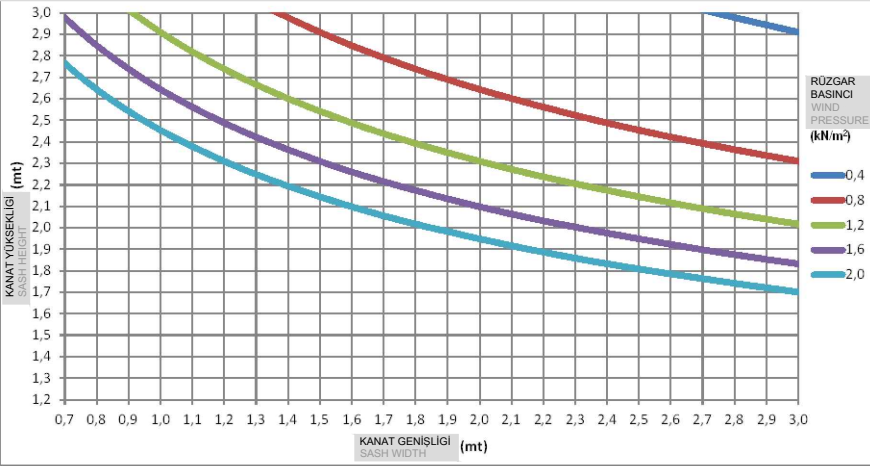
RÜZGAR BASINCI ALTINDA KANAT BOYUTLANDIRMA SASH SIZE SELECTION UNDER WIND PRESSURE



KANAT AĞIRLIĞI : 150kg
SASH WEIGHT : 150kg



RÜZGAR BASINCI ALTINDA KANAT BOYUTLANDIRMA SASH SIZE SELECTION UNDER WIND PRESSURE



KANAT STATİK DİAGRAM
STATICAL DIAGRAM for SASH

KANAT AĞIRLIĞI : 150kg
SASH WEIGHT : 150kg

SEHİM LİMİTİ L/200 yada 15mm dir.

FARKLI RENKLİ EGRİSEL ÇİZGİLER, FARKLI RÜZGAR BASINCLARI ALTINDA, UYGULANABİLİR MAKSİMUM KANAT BOYUTLARINI GÖSTERİR.

ÜSTTEKİ TABLOYA GÖRE SEÇİLEN KANAT BOYUTU, CAM TEDARİKÇİSİNE BİLDİRİLEREK, İZİN VERİLEN BOYUT ve SEHİMİN, SEÇİLEN

CAMA UYGUN OLUP OLMADIĞI TEYİD EDİLMELİ ve ONAY ALINMALIDIR.

DİKKAT:

Bu statik hesap şeması ön yapısal hesaplamalar ve profil seçimi için tasarlanmıştır.

Bu şema nihai yapısal hesaplama için bir alternatif değildir, Statik Rapor olarak kullanılamaz

Statik Hesaplar Mutlaka Uygulamacı Tarafından Yapılmalıdır.

DEFLECTION LIMIT L / 200 or 15mm.

THE LINE SHOW MAXIMUM SIZES FOR THE INDICATE PRESSURE.

VERIFY THAT THE DEFLECTION OF THE SECTION IS COMPATIBLE WITH THE EMPLOYED GLASS.

DIN EN 12210 for the standard building area

Deflection limit L/200 or max. 15mm in accordance with TRLV

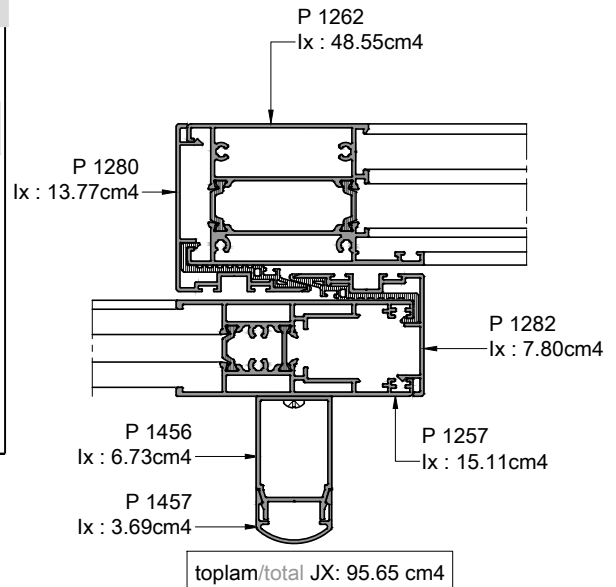
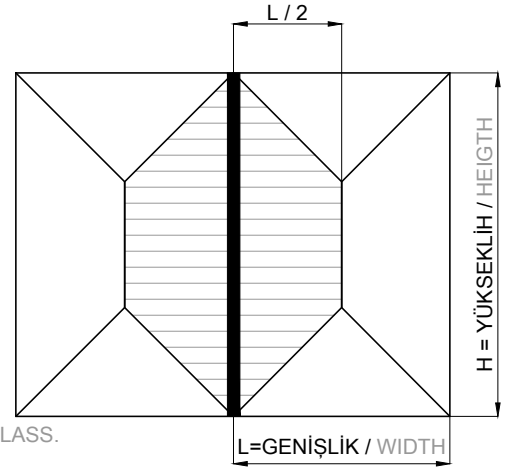
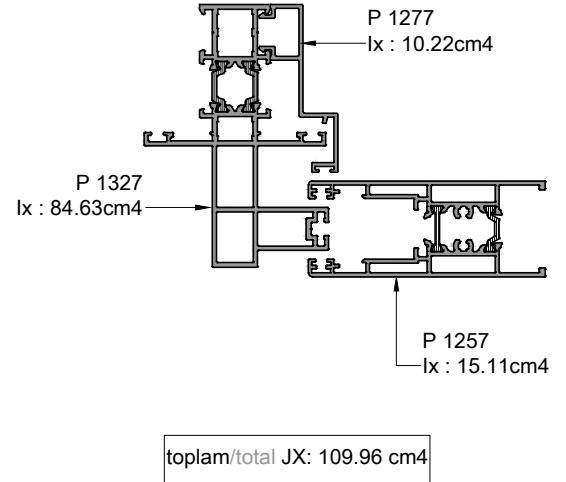
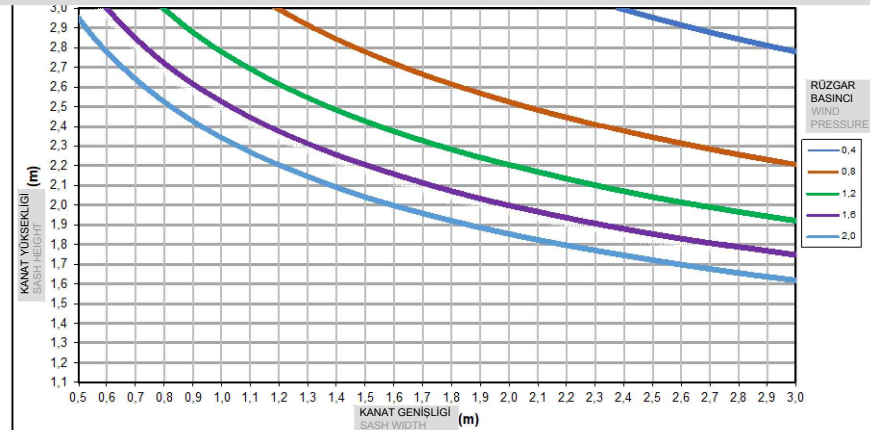
Differing deflection limits set by the double glazing manufacturer must be observed.

These statics diagram are intended for preliminary structural calculations and profile selection.

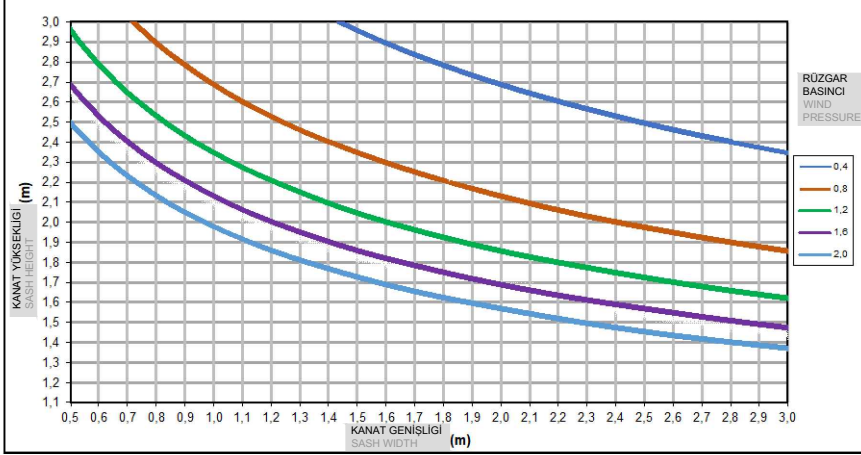
This is not a substitute for a final structural calculation.

Sash sizes below the line are structurally adequate.

RÜZGAR BASINCI ALTINDA KANAT BOYUTLANDIRMA SASH SIZE SELECTION UNDER WIND PRESSURE



RÜZGAR BASINCI ALTINDA KANAT BOYUTLANDIRMA SASH SIZE SELECTION UNDER WIND PRESSURE



KANAT STATİK DİAGRAM
STATICAL DIAGRAM for SASH

KANAT AĞIRLIĞI : 150kg
SASH WEIGHT : 150kg

SEHİM LİMİTİ L/200 yada 15mm dir.

FARKLI RENKLİ EGRİSEL ÇİZGİLER, FARKLI RÜZGAR BASINCLARI ALTINDA, UYGULANABİLİR MAKSİMUM KANAT BOYUTLARINI GÖSTERİR.

ÜSTTEKİ TABLOYA GÖRE SEÇİLEN KANAT BOYUTU, CAM TEDARİKÇİSİNE BİLDİRİLEREK, İZİN VERİLEN BOYUT ve SEHİMİN, SEÇİLEN

CAMA UYGUN OLUP OLMADIĞI TEYİD EDİLMELİ ve ONAY ALINMALIDIR.

DİKKAT:

Bu statik hesap şeması ön yapısal hesaplamalar ve profil seçimi için tasarlanmıştır.

Bu şema nihai yapısal hesaplama için bir alternatif değildir, Statik Rapor olarak kullanılamaz

Statik Hesaplar Mutlaka Uygulamacı Tarafından Yapılmalıdır.

DEFLECTION LIMIT L / 200 or 15mm.

THE LINE SHOW MAXIMUM SIZES FOR THE INDICATE PRESSURE.

VERIFY THAT THE DEFLECTION OF THE SECTION IS COMPATIBLE WITH THE EMPLOYED GLASS.

DIN EN 12210 for the standard building area

Deflection limit L/200 or max. 15mm in accordance with TRLV

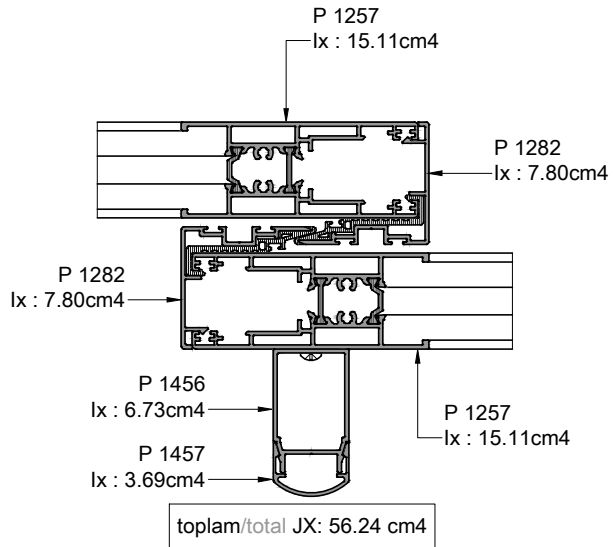
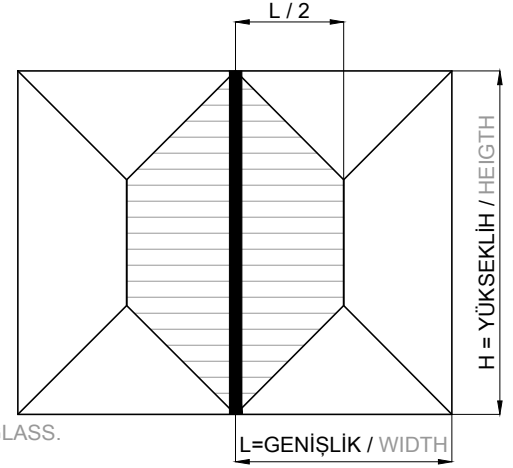
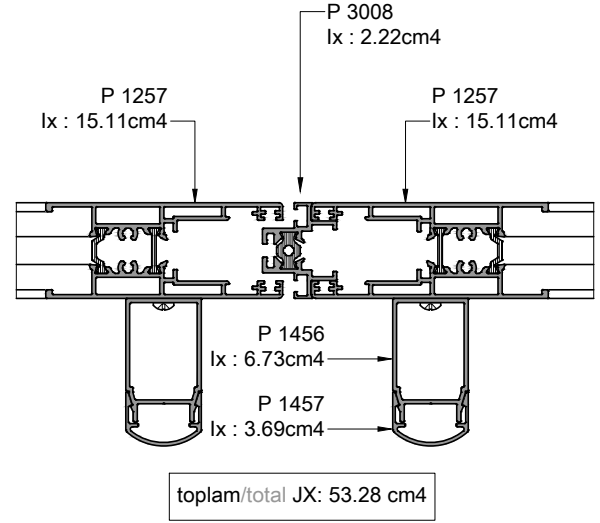
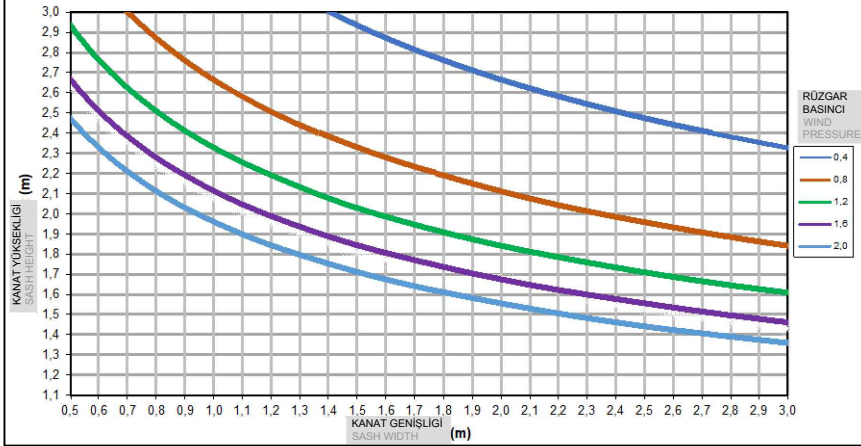
Differing deflection limits set by the double glazing manufacturer must be observed.

These statics diagram are intended for preliminary structural calculations and profile selection.

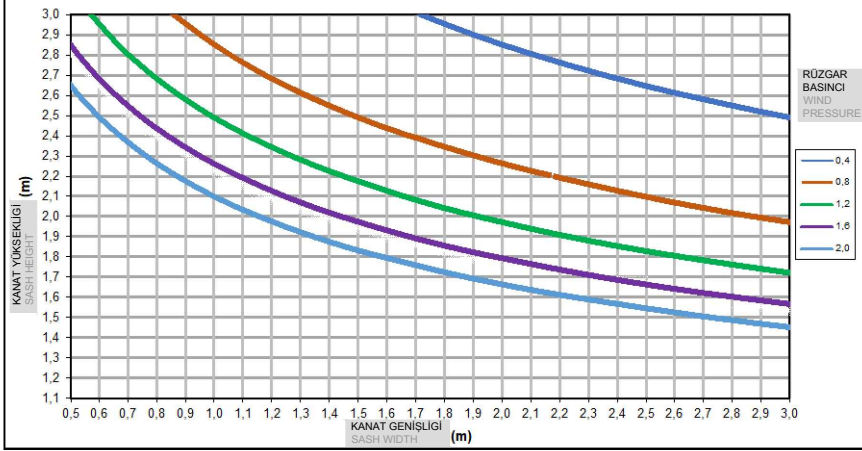
This is not a substitute for a final structural calculation.

Sash sizes below the line are structurally adequate.

RÜZGAR BASINCI ALTINDA KANAT BOYUTLANDIRMA SASH SIZE SELECTION UNDER WIND PRESSURE



RÜZGAR BASINCI ALTINDA KANAT BOYUTLANDIRMA SASH SIZE SELECTION UNDER WIND PRESSURE



KANAT STATİK DİAGRAM
STATICAL DIAGRAM for SASH

KANAT AĞIRLIĞI : 150kg
SASH WEIGHT : 150kg

SEHİM LİMİTİ L/200 yada 15mm dir.

FARKLI RENKLİ EGRİSEL ÇİZGİLER, FARKLI RÜZGAR BASINCLARI ALTINDA, UYGULANABİLİR MAKSİMUM KANAT BOYUTLARINI GÖSTERİR.

ÜSTTEKİ TABLOYA GÖRE SEÇİLEN KANAT BOYUTU, CAM TEDARİKÇİSİNE BİLDİRİLEREK, İZİN VERİLEN BOYUT ve SEHİMİN, SEÇİLEN

CAMA UYGUN OLUP OLMADIĞI TEYİD EDİLMELİ ve ONAY ALINMALIDIR.

DİKKAT:

Bu statik hesap şeması ön yapısal hesaplamalar ve profil seçimi için tasarlanmıştır.

Bu şema nihai yapısal hesaplama için bir alternatif değildir, Statik Rapor olarak kullanılamaz

Statik Hesaplar Mutlaka Uygulamacı Tarafından Yapılmalıdır.

DEFLECTION LIMIT L / 200 or 15mm.

THE LINE SHOW MAXIMUM SIZES FOR THE INDICATE PRESSURE.

VERIFY THAT THE DEFLECTION OF THE SECTION IS COMPATIBLE WITH THE EMPLOYED GLASS.

DIN EN 12210 for the standard building area

Deflection limit L/200 or max. 15mm in accordance with TRLV

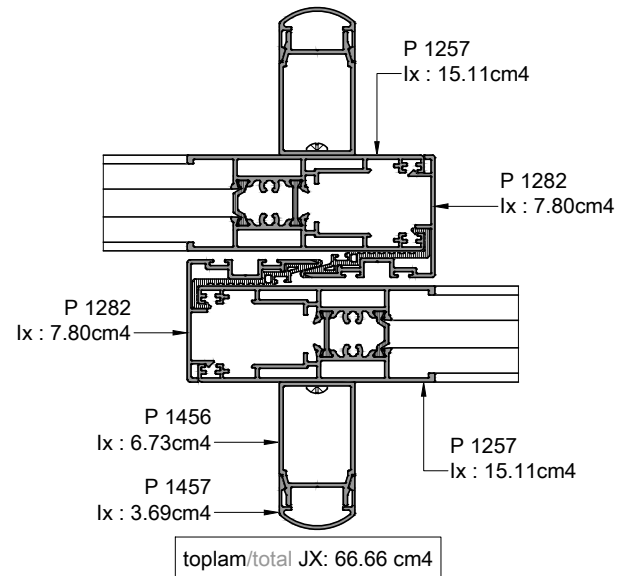
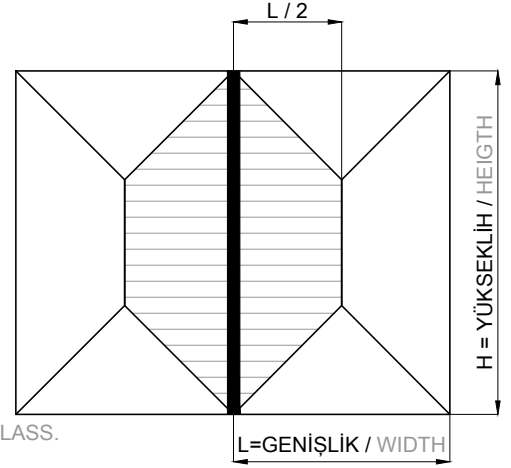
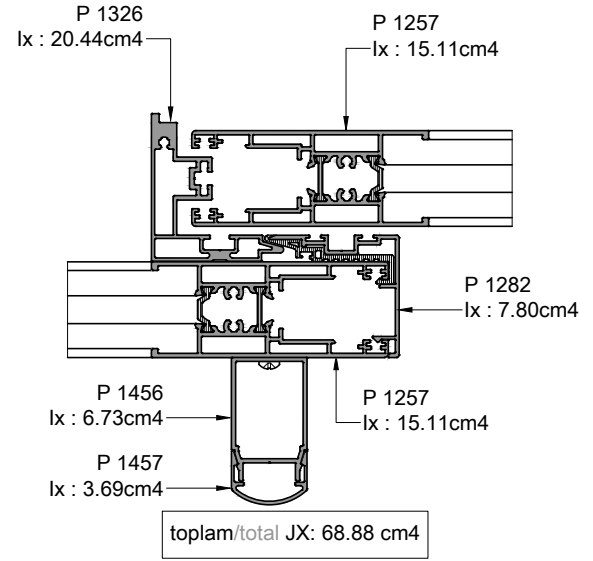
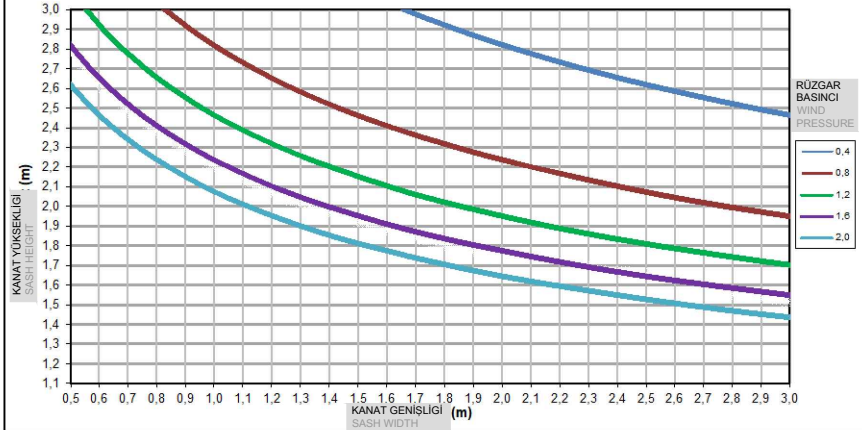
Differing deflection limits set by the double glazing manufacturer must be observed.

These statics diagram are intended for preliminary structural calculations and profile selection.

This is not a substitute for a final structural calculation.

Sash sizes below the line are structurally adequate.

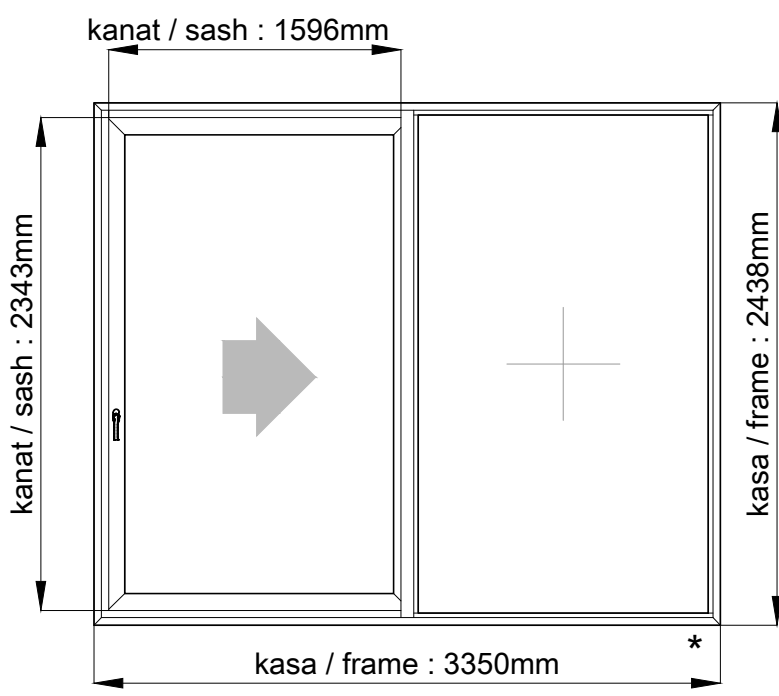
RÜZGAR BASINCI ALTINDA KANAT BOYUTLANDIRMA SASH SIZE SELECTION UNDER WIND PRESSURE



NOVA 90

BASİT SÜRME KAPI ve PENCERE SİSTEMİ

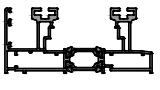
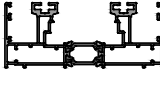
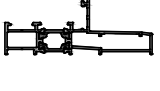
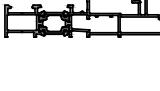






SIMPLE SLIDE DOOR and WINDOW SYSTEM

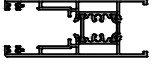
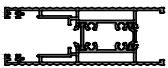
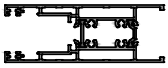
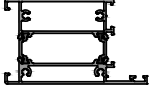

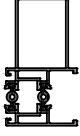

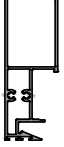
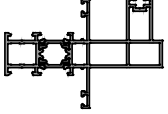

PERFORMANS TESTİ - performance test	
	
TS EN 12207 - HAVA GEÇİRGENLİĞİ TS EN 12207 - air permability	A 4 (± 600 pa)
TS EN 12208 - SU SIZDIRMAZLIĞI TS EN 12208 - water tightness	E 900 (± 900 pa) E 900 (± 900 pa)
TS EN 12210 - RÜZGAR YÜKÜ DAYANIMI TS EN 12210 - resistance to design wind load	(± 800 pa)
LABORATUAR ve TEST RAPORU NUMARASI Laboratory and test report number	AVRASYA TTM 20-020-PR01









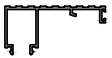

*Tek raylı kasa ve qlon conta ile
with single track rail frame and qlon gasket



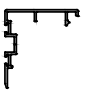

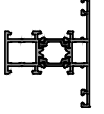
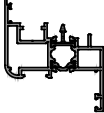
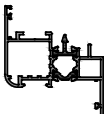
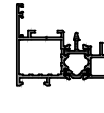
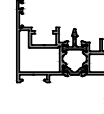
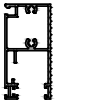
NOVA 90
BASİT SÜRME KAPI ve PENCERE SİSTEMİ
SIMPLE SLIDE DOOR and WINDOW SYSTEM


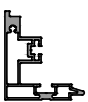
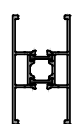
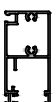






ALUMİNYUM PROFİLLER
ALUMINIUM PROFILES











PROFİL ŞEKLİ PROFILE SECTION	PROFİL ADI PROFILE NO	KALIP KODU DIE NO	PROFİL TANIMI PROFILE DESCRIPTION	AĞIRLIK WEIGHT
	P 1267	14062 + 14059	İKİ RAYLI KASA PROFİLİ double track frame profile	1,910kg/mt
	P 1329	14062 + 14062	İKİ RAYLI KASA PROFİLİ double track frame profile	1,910kg/mt
	P 1268	14063 + 14066	SABİT KASA PROFİLİ fixed frame profile	1,310kg/mt
	P 1269	14063 + 14064	TEK RAYLI KASA PROFİLİ Single Track Rail Profile	1,810kg/mt
	P 1270	14063 + 14065	SABİT KASA PROFİLİ fixed frame profile	1,405kg/mt
	P 1271	14062 + 14060	ÜÇ RAYLI KASA PROFİLİ triple track frame profile	2,725kg/mt
	P 1272	14062 + 14061	SİNEKLİKLİ KASA PROFİLİ fly screen rail frame profile	2,455kg/mt
	P 2168	18033 + 18032	İKİ RAYLI KASA PROFİLİ double track frame profile	1,575kg/mt
	P 2169	18033 + 18033	İKİ RAYLI KASA PROFİLİ double track frame profile	1,745kg/mt
	P 2170	18033 + 18034	SİNEKLİKLİ KASA PROFİLİ fly screen rail frame profile	2,150kg/mt



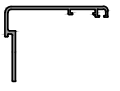




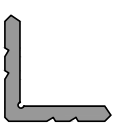
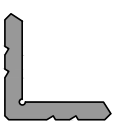
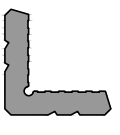
PROFİL ŞEKLİ PROFILE SECTION	PROFİL ADI PROFILE NO	KALIP KODU DIE NO	PROFİL TANIMI PROFILE DESCRIPTION	AĞIRLIK WEIGHT
	P 1257	14053 + 14053	DÜŞEY KANAT PROFİLİ vertical sash profile	1,980kg/mt
	P 1255	14051 + 14051	YATAY KANAT PROFİLİ horizontal sash profile	2,135kg/mt
	P 1254	14584 + 14584	YATAY KANAT PROFİLİ horizontal sash profile	2,255kg/mt
	P 1262	14071 + 14072	GENİŞ ORTA KAYIT PROFİLİ wide mullion profile	2,105kg/mt
	P 1260	14056 + 14056	47mm KENET PROFİLİ 47mm interlock profile	1,185kg/mt
	P 1261	14056 + 14057	47mm TAKVİYELİ KENET PROFİLİ 47mm interlock profile with reinforcement	1,895kg/mt
	P 1258	14054	35mm KENET PROFİLİ 35mm interlock profile	0,895kg/mt
	P 1259	14055	35mm TAKVİYELİ KENET PROFİLİ 35mm interlock profile with reinforcement	1,605kg/mt
	P 1327	13995 + 14672	ORTADA KAYAR KANAT KASA PROFİLİ middle sash slide mullion profile	2,505kg/mt
	P 1263	14073 + 14074	DAR ORTA KAYIT PROFİLİ slim mullion profile	1,370kg/mt

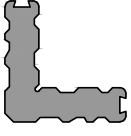
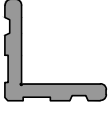
PROFİL ŞEKLİ PROFILE SECTION	PROFİL ADI PROFILE NO	KALIP KODU DIE NO	PROFİL TANIMI PROFILE DESCRIPTION	AĞIRLIK WEIGHT
	P 1265	14079	ÇİFT KANAT ADAPTÖR PROFİLİ double sash adapter profile	0,880kg/mt
	P 1266	14080	ÇİFT KANAT ADAPTÖR PROFİLİ double sash adapter profile	0,215kg/mt
	P 1996	16436	ORTA KAYIT T BAĞLANTI PROFİLİ T connecting bracket for mullion	0,935kg/mt
	P 1273	14050	KASA KAPATMA PROFİLİ frame closing profile	0,445kg/mt
	P 1274	14058	KASA KAPATMA PROFİLİ frame closing profile	0,515kg/mt
	P 1275	14474	KASA KAPATMA PROFİLİ frame closing profile	0,880kg/mt
	P 1276	14475	KASA KAPATMA PROFİLİ frame closing profile	0,810kg/mt
	P 1277	14067	KASA KAPATMA PROFİLİ frame closing profile	0,555kg/mt
	P 1278	14068	EŞİK PROFİLİ threshold profile	0,675kg/mt
	P 1279	14069	KASA KAPATMA PROFİLİ frame closing profile	0,625kg/mt

PROFİL ŞEKLİ PROFILE SECTION	PROFİL ADI PROFILE NO	KALIP KODU DIE NO	PROFİL TANIMI PROFILE DESCRIPTION	AĞIRLIK WEIGHT
	P 1280	14070	KENET KAPAK PROFİLİ interlock cap profile	0,635kg/mt
	P 1281	14075	KENET KAPAK PROFİLİ interlock cap profile	0,465kg/mt
	P 1282	14076	KENET KAPAK PROFİLİ interlock cap profile	0,560kg/mt
	P 1283	14078	KENET KAPAK PROFİLİ interlock cap profile	0,390kg/mt
	P 1244	13995 + 13996	28mm ORTA KAYIT PROFİLİ 28mm mullion profile	1,530kg/mt
	P 1242	13800 + 13108	54,5mm KANAT PROFİLİ 54,5mm sash profile with pvc channel	1,715kg/mt
	P 1173	13693 + 13694	54mm KANAT PROFİLİ 54mm sash profile with euro channel	1,535kg/mt
	P 1513	15305 + 13694	54mm KANAT PROFİLİ 54mm sash profile with euro channel	1,540kg/mt
	P 1170	13107 + 13108	54,5mm KANAT PROFİLİ 54,5mm sash profile with pvc channel	1,700kg/mt
	P 1285	13183	YATAY SİNEKLİK PROFİLİ horizontal fly screen profile	0,980kg/mt

PROFİL ŞEKLİ PROFILE SECTION	PROFİL ADI PROFILE NO	KALIP KODU DIE NO	PROFİL TANIMI PROFILE DESCRIPTION	AĞIRLIK WEIGHT
	P 3008	19322 + 19322	ÇİFT KANAT ADAPTÖR PROFİLİ double sash adapter profile	0,900kg/mt
	P 1326	14673	ORTADA KAYAR KANAT ADAPTÖR PROFİLİ middle sash slide adapter profile	1,240kg/mt
	P 1995	16335 + 16335	ORTA KAYIT PROFİLİ mullion profile	1,250kg/mt
	P 1347	14577	YATAY SİNEKLİK PROFİLİ horizontal fly screen profile	0,920kg/mt
	P 1767	16153	SİNEKLİK KANAT PROFİLİ fly screen sash profile	0,900kg/mt
	P 1770	16430	SİNEKLİK ÇİFT KANAT ADAPTÖR PROFİLİ double sash adapter profile for fly screen	0,280kg/mt
	P 1286	13136	DÜŞEY SİNEKLİK PROFİLİ vertical fly screen profile	0,725kg/mt
	P 1284	14081	SİNEKLİK ÇİFT KANAT ADAPTÖR PROFİLİ double sash adapter profile for fly screen	0,730kg/mt
	P 1020	12769	TİJ PROFİLİ (eloxal) rod profile (anodised)	0,105kg/mt
	P 1176	13698	14mm CAM ÇITASI 14mm glazing bead profile	0,335kg/mt

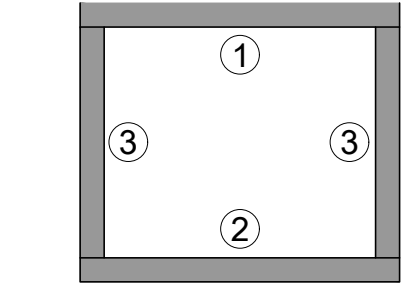
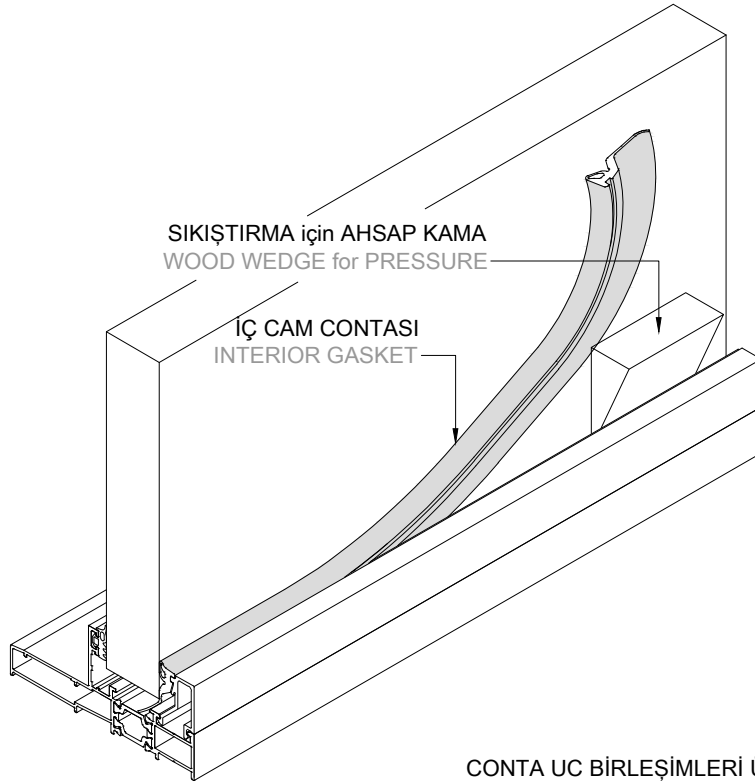
PROFİL ŞEKLİ PROFILE SECTION	PROFİL ADI PROFILE NO	KALIP KODU DIE NO	PROFİL TANIMI PROFILE DESCRIPTION	AĞIRLIK WEIGHT
	P 1179	13671	18mm CAM ÇITASI 18mm glazing bead profile	0,350kg/mt
	P 1180	13670	27mm CAM ÇITASI 27mm glazing bead profile	0,380kg/mt
	P 1105	13113	22mm CAM ÇITASI 22mm glazing bead profile	0,360kg/mt
	P 1158	13111	31mm CAM ÇITASI 31mm glazing bead profile	0,365kg/mt
	P 1494	15306	10mm CAM ÇITASI 10mm glazing bead profile	0,325kg/mt
	P 1495	15307	6mm CAM ÇITASI 6mm glazing bead profile	0,270kg/mt
	P 1496	15308	2mm CAM ÇITASI 2mm glazing bead profile	0,245kg/mt
	P 1497	15309	40mm CAM ÇITASI 40mm glazing bead profile	0,435kg/mt
	P 1498	15310	36mm CAM ÇITASI 36mm glazing bead profile	0,415kg/mt
	P 1177	12917	40mm PERVAZ PROFİLİ 40mm architrave profile	0,300kg/mt

PROFİL ŞEKLİ PROFILE SECTION	PROFİL ADI PROFILE NO	KALIP KODU DIE NO	PROFİL TANIMI PROFILE DESCRIPTION	AĞIRLIK WEIGHT
	P 1178	13250	50mm PERVAZ PROFİLİ 50mm architrave profile	0,375kg/mt
	P 1287	11214	42mm ÇİZGİLİ PERVAZ PROFİLİ 42mm architrave profile with lines	0,360kg/mt
	P 1222	12795	68mm PERVAZ PROFİLİ 68mm architrave profile	0,760kg/mt
	P 2205	19336	40mm PERVAZ PROFİLİ 40mm architrave profile	0,340kg/mt
	P 1321	13178	20mm PERVAZ PROFİLİ 20mm architrave profile	0,160kg/mt
	P 1456	17755	TAKVİYE PROFİL Architrave Profile	0,665kg/mt
	P 1457	17756	KAPAK PROFİL Cover profile	0,250kg/mt
	P 1288	14133	10mm KÖŞE TAKOZ PROFİLİ 10mm corner cleat profile	3,310kg/mt
	P 1163	4292-A	11,5mm KÖŞE TAKOZ PROFİLİ 11,5mm corner cleat profile	3,750kg/mt
	P 1016	12254	15,7mm KÖŞE TAKOZ PROFİLİ 15,7mm corner cleat profile	4,910kg/mt

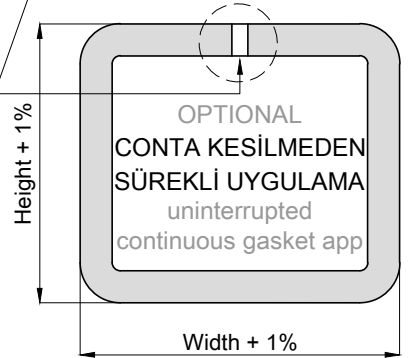
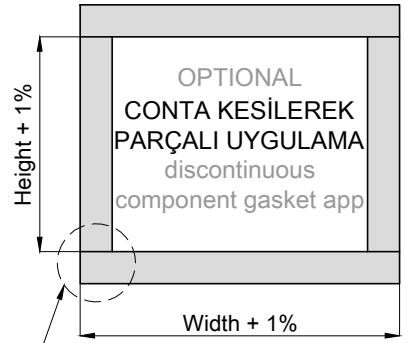
PROFİL ŐEKLİ PROFILE SECTION	PROFİL ADI PROFILE NO	KALIP KODU DIE NO	PROFİL TANIMI PROFILE DESCRIPTION	AĐIRLIK WEIGHT
	P 1118	5542	22,5mm KÖŐE TAKOZ PROFİLİ 22,5mm corner cleat profile	7,285kg/mt
	P 1071	858	11mm KÖŐE TAKOZ PROFİLİ 11mm corner cleat profile	3,225kg/mt

NOVA 90
BASİT SÜRME KAPI ve PENCERE SİSTEMİ
SIMPLE SLIDE DOOR and WINDOW SYSTEM

CAM MONTAJ TALİMATI
GLAZING ASSEMBLY



CAM ÇİTASI MONTAJ SIRALAMASI
GLAZING BEAD ASSEMBLY SEQUENC



CONTA UC BİRLEŞİMLERİ ÜSTTE
OLMALI ve UYGUN MASTİK İLE
YAPIŞTIRILMALI
GASKET JOINT ON THE TOP,
BOND WITH EPDM GLUE.

① CAM TAKOZU

Cam takozları yerlesimi altta bulunan sematik çizimde gösterilmiştir.
takozların kenara mesafeleri kanat ölçüsünün 5/1 i yada 10/1 i kadar olmalıdır.
GLASS CLEATS

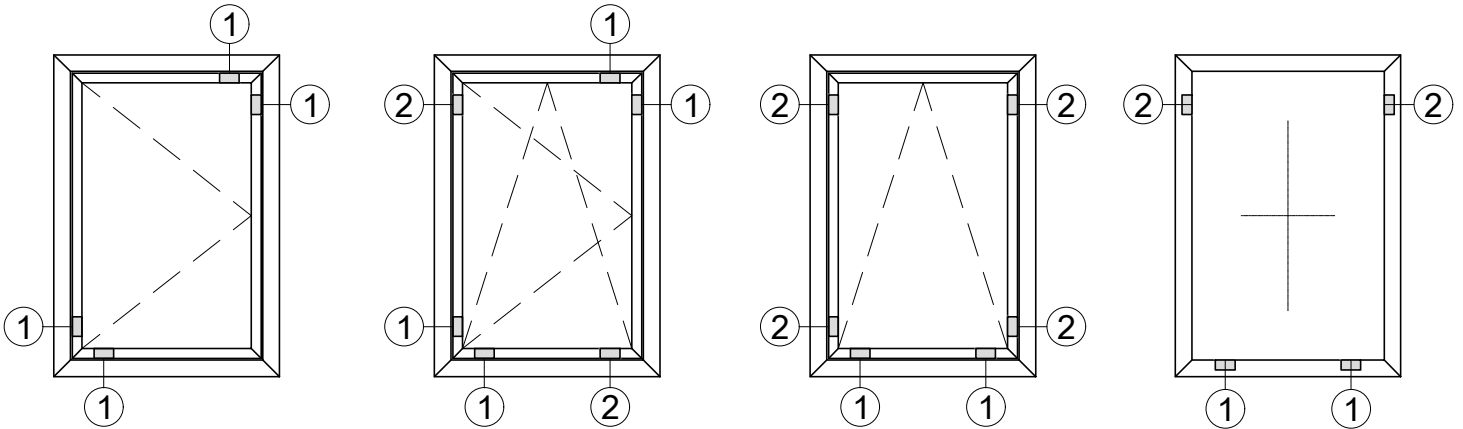
The assembly of glass reinforcement pieces has been showed at the top schemetically. The gap distance to the corner should be, the 5/1 or 10/1 of the sash size.

② MESAFE AYARLAMA TAKOZU

Mesafe ayar takozları camın alüminyum çerçeve içinde doğru pozisyonda stabil olarak durmasını sağlar.
cam ile profil arasına takozları zorlamadan yerleştiriniz.

DISTANCE ADJUSTMENT PIECE

Distance adjustment pieces stabilize the glass in the frame at the true position. Put the distance adjustment piece between glass and profile without using force.



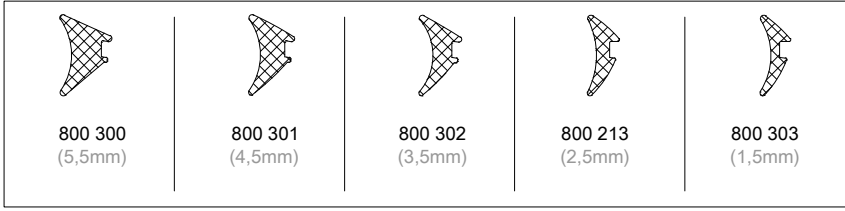
AKSESUAR ve DONANIM MONTAJINDAN ÖNCE,
CAM ve TAKOZLAMA İŞLEMİ YAPILMALIDIR.

THE PANE MUST BE SHIMMED IN THE SASH SO THAT THE SASH OPERATES WITHOUT ADJUSTMENT OF THE HARDWARE.

① TAŞIYICI TAKOZ
GLASS CLEAT

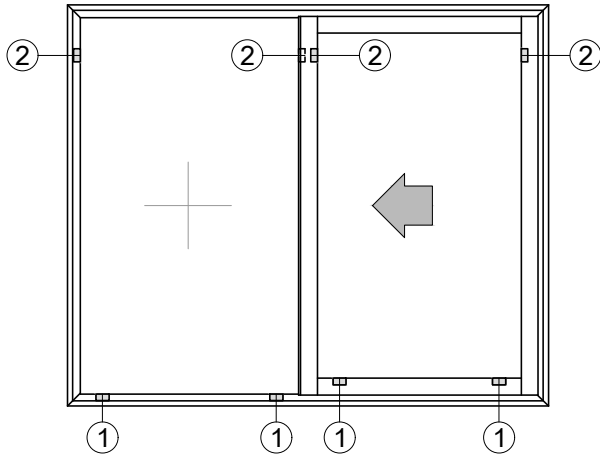
② AYAR TAKOZU
ADJUSTMENT PIECE

İÇ ve DIŞ CAM CONTALARI
interior and exterior glazing gasket



İÇ CAM CONTASI interior glazing gasket	CAM KALINLIĞI glass thickness	DIŞ CAM CONTASI interior glazing gasket
800 300 5,5mm	20mm	800 300 5,5mm
800 301 4,5mm	22mm	800 301 4,5mm
800 302 3,5mm	24mm	800 302 3,5mm
800 213 2,5mm	26mm	800 213 2,5mm
800 303 1,5mm	28mm	800 303 1,5mm

Yanda tablodaki veriler teoriktir.
Lütfen cam ve conta toleranslarını dikkate alınız.
selection tables promise a first planning.
Please keep the glass and gasket tolerances in mind.



- ① TAŞIYICI TAKOZ
GLASS CLEAT
- ② AYAR TAKOZU
ADJUSTMENT PIECE

① CAM TAKOZU

Cam takozlari yerlesimi altta bulunan sematik çizimde gösterilmistir.
takozların kenara mesafeleri kanat ölçüsünün 5/1 i yada 10/1 i kadar olmalıdır.

GLASS CLEATS

The assembly of glass reinforcement pieces has been showed at the top schematically. The gap distance to the corner should be, the 5/1 or 10/1 of the sash size.

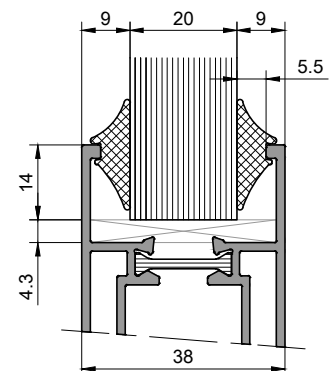
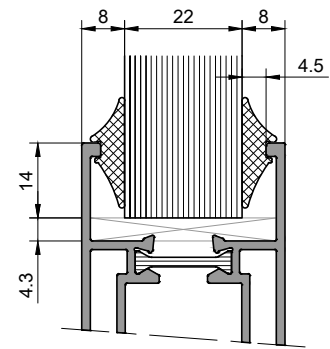
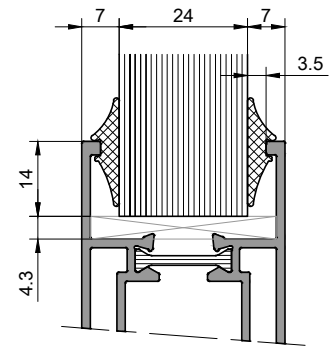
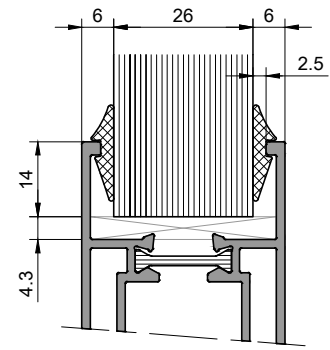
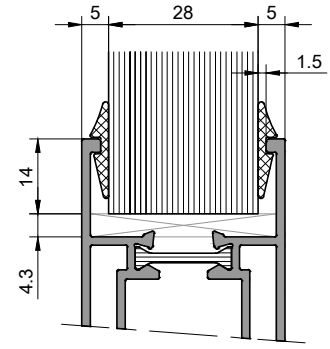
② MESAFE AYARLAMA TAKOZU

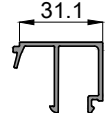











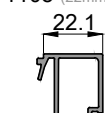




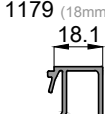









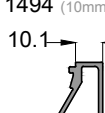




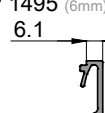




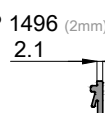




Mesafe ayar takozlari camin alüminyum çerçeve içinde doğru pozisyonda stabil olarak durmasını sağlar.

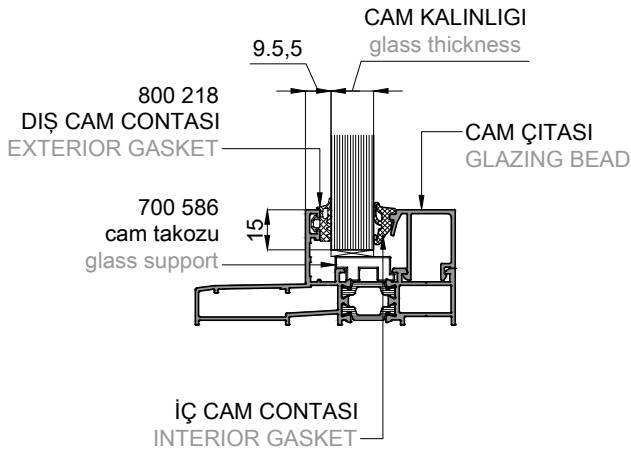
cam ile profil arasına takozlari zorlamadan yerleştiriniz.

DISTANCE ADJUSTMENT PIECE

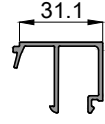











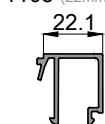




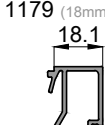




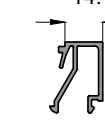




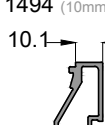




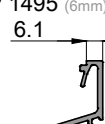




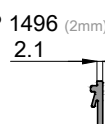




Distance adjustment pieces stabilize the glass in the frame at the true position. Put the distance adjustment piece between glass and profile without using force.

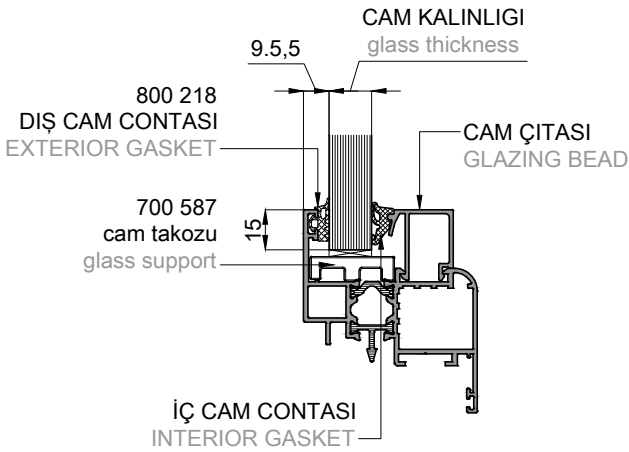


CAM KALINLIĞI glass thickness	ÇITA glazing bead		CAM CONTASI glazing gasket	
	profil section	kod code	perdeli conta with fin gasket	standart conta without fin gasket
4mm		P 1158 (31mm)	 800 296 (10mm)	 800 278 (10mm)
6mm		 800 252 (8mm)	 800 277 (8mm)	
8mm		 800 233 (6mm)	 800 271 (6mm)	
10mm		P 1180 (27mm)	 800 252 (8mm)	 800 277 (8mm)
12mm		 800 233 (6mm)	 800 271 (6mm)	
14mm		P 1105 (22mm)	 800 252 (8mm)	 800 277 (8mm)
16mm		 800 233 (6mm)	 800 271 (6mm)	
18mm		P 1179 (18mm)	 800 252 (8mm)	 800 277 (8mm)
20mm		 800 233 (6mm)	 800 271 (6mm)	
22mm		P 1176 (14mm)	 800 252 (8mm)	 800 277 (8mm)
24mm		 800 233 (6mm)	 800 271 (6mm)	
26mm		P 1494 (10mm)	 800 252 (8mm)	 800 277 (8mm)
28mm		 800 233 (6mm)	 800 271 (6mm)	
30mm		P 1495 (6mm)	 800 252 (8mm)	 800 277 (8mm)
32mm		 800 233 (6mm)	 800 271 (6mm)	
34mm		P 1496 (2mm)	 800 252 (8mm)	 800 277 (8mm)
36mm		 800 233 (6mm)	 800 271 (6mm)	

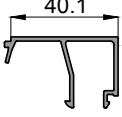






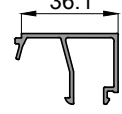






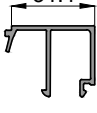




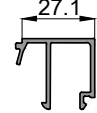































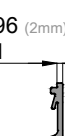




Yanda tablodaki veriler teoriktir.
Lütfen cam ve conta toleranslarını dikkate alınız.
selection tables promise a first planning.
Please keep the glass and gasket tolerances in mind.

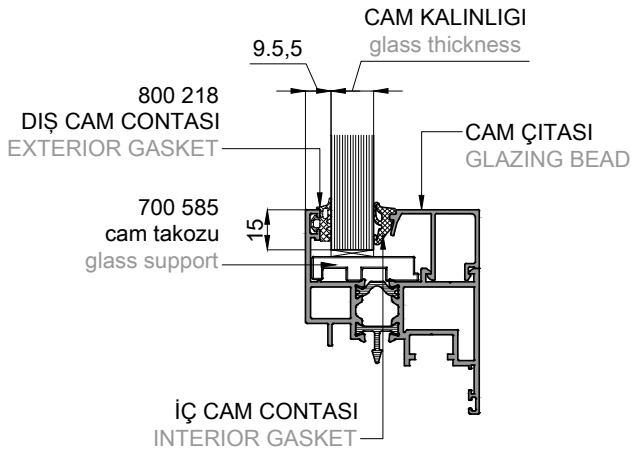
CAM KALINLIĞI glass thickness	ÇITA glazing bead		CAM CONTASI glazing gasket	
	profil section	kod code	perdeli conta with fin gasket	standart conta without fin gasket
4mm		P 1158 (31mm)	 800 296 (10mm)	 800 278 (10mm)
6mm		 800 252 (8mm)	 800 277 (8mm)	
8mm		 800 233 (6mm)	 800 271 (6mm)	
10mm		P 1180 (27mm)	 800 252 (8mm)	 800 277 (8mm)
12mm		 800 233 (6mm)	 800 271 (6mm)	
14mm		P 1105 (22mm)	 800 252 (8mm)	 800 277 (8mm)
16mm		 800 233 (6mm)	 800 271 (6mm)	
18mm		P 1179 (18mm)	 800 252 (8mm)	 800 277 (8mm)
20mm		 800 233 (6mm)	 800 271 (6mm)	
22mm		P 1176 (14mm)	 800 252 (8mm)	 800 277 (8mm)
24mm		 800 233 (6mm)	 800 271 (6mm)	
26mm		P 1494 (10mm)	 800 252 (8mm)	 800 277 (8mm)
28mm		 800 233 (6mm)	 800 271 (6mm)	
30mm		P 1495 (6mm)	 800 252 (8mm)	 800 277 (8mm)
32mm		 800 233 (6mm)	 800 271 (6mm)	
34mm		P 1496 (2mm)	 800 252 (8mm)	 800 277 (8mm)
36mm		 800 233 (6mm)	 800 271 (6mm)	



Yanda tablodaki veriler teoriktir.
Lütfen cam ve conta toleranslarını dikkate alınız.
selection tables promise a first planning.
Please keep the glass and gasket tolerances in mind.

CAM KALINLIĞI glass thickness	ÇİTA glazing bead		CAM CONTASI glazing gasket	
	profil section	kod code	perdeli conta with fin gasket	standart conta without fin gasket
4mm	P 1497 (40mm) 		 800 296 (10mm)	 800 278 (10mm)
6mm			 800 252 (8mm)	 800 277 (8mm)
8mm			 800 233 (6mm)	 800 271 (6mm)
10mm	P 1498 (36mm) 		 800 252 (8mm)	 800 277 (8mm)
12mm			 800 233 (6mm)	 800 271 (6mm)










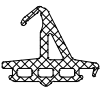
CAM KALINLIĞI glass thickness	ÇİTA glazing bead		CAM CONTASI glazing gasket	
	profil section	kod code	perdeli conta with fin gasket	standart conta without fin gasket
14mm	P 1158 (31mm) 		 800 252 (8mm)	 800 277 (8mm)
16mm			 800 233 (6mm)	 800 271 (6mm)
18mm	P 1180 (27mm) 		 800 252 (8mm)	 800 277 (8mm)
20mm			 800 233 (6mm)	 800 271 (6mm)
22mm	P 1105 (22mm) 		 800 296 (10mm)	 800 278 (10mm)
24mm			 800 252 (8mm)	 800 277 (8mm)
26mm			 800 233 (6mm)	 800 271 (6mm)
28mm	P 1179 (18mm) 		 800 252 (8mm)	 800 277 (8mm)
30mm			 800 233 (6mm)	 800 271 (6mm)
32mm	P 1176 (14mm) 		 800 252 (8mm)	 800 277 (8mm)
34mm			 800 233 (6mm)	 800 271 (6mm)
36mm	P 1494 (10mm) 		 800 252 (8mm)	 800 277 (8mm)
38mm			 800 233 (6mm)	 800 271 (6mm)
40mm	P 1495 (6mm) 		 800 252 (8mm)	 800 277 (8mm)
42mm			 800 233 (6mm)	 800 271 (6mm)
44mm	P 1496 (2mm) 		 800 252 (8mm)	 800 277 (8mm)
46mm			 800 233 (6mm)	 800 271 (6mm)














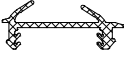








Yanda tablodaki veriler teoriktir.
Lütfen cam ve conta toleranslarını dikkate alınız.
selection tables promise a first planning.
Please keep the glass and gasket tolerances in mind.


NOVA 90
BASİT SÜRME KAPI ve PENCERE SİSTEMİ
SIMPLE SLIDE DOOR and WINDOW SYSTEM

CONTALAR
GASKETS

CONTA ŞEKLİ GASKET SECTION	CONTA KODU GASKET NO	MALZEME MATERIAL	CONTA TANIMI GASKET DESCRIPTION	PAKET PACKAGE
	800 431	EPDM	BİNİ CONTASI overlap gasket	433mt/pk 0,030kg/mt
	800 272	EPDM	PERVAZ BİNİ CONTASI overlap gasket for architrave	263mt/pk 0,038kg/mt
	800 218	EPDM	DIŞ CAM CONTASI exterior glazing gasket	188mt/pk 0,069kg/mt
	800 234	EPDM	Ø4mm YUVARLAK CONTA Ø4 oring gasket	500mt/pk 0,017kg/mt
	800 233	EPDM	6mm PERDELİ İÇ CAM CONTASI 6mm interior glazing gasket	125mt/pk 0,120kg/mt
	800 252	EPDM	8mm PERDELİ İÇ CAM CONTASI 8mm interior glazing gasket	100mt/pk 0,150kg/mt
	800 296	EPDM	10mm PERDELİ İÇ CAM CONTASI 10mm interior glazing gasket	90mt/pk 0,165kg/mt
	800 254	EPDM	KENET CONTASI interlock gasket	200mt/pk 0,050kg/mt
	800 258	EPDM	KANAL KAPATMA CONTASI channel closing gasket	372mt/pk 0,035kg/mt
	800 270	EPDM	ORTA SIZDIRMAZLIK CONTASI central tightness gasket	68mt/pk 0,191kg/mt









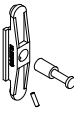
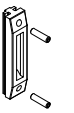
CONTA ŞEKLİ GASKET SECTION	CONTA KODU GASKET NO	MALZEME MATERIAL	CONTA TANIMI GASKET DESCRIPTION	PAKET PACKAGE
	800 271	EPDM	6mm İÇ CAM CONTASI 6mm interior glazing gasket	192mt/pk 0,078kg/mt
	800 277	EPDM	8mm İÇ CAM CONTASI 8mm interior glazing gasket	150mt/pk 0,100kg/mt
	800 278	EPDM	10mm İÇ CAM CONTASI 10mm interior glazing gasket	120mt/pk 0,125kg/mt
	800 300	EPDM	5,5mm İÇ ve DIŞ CAM CONTASI 5,5mm interior and exterior glazing gasket	165mt/pk 0,090kg/mt
	800 301	EPDM	4,5mm İÇ ve DIŞ CAM CONTASI 4,5mm interior and exterior glazing gasket	195mt/pk 0,077kg/mt
	800 302	EPDM	3,5mm İÇ ve DIŞ CAM CONTASI 3,5mm interior and exterior glazing gasket	235mt/pk 0,064kg/mt
	800 213	EPDM	2,5mm İÇ ve DIŞ CAM CONTASI 2,5mm interior and exterior glazing gasket	300mt/pk 0,050kg/mt
	800 303	EPDM	1,5mm İÇ ve DIŞ CAM CONTASI 1,5mm interior and exterior glazing gasket	240mt/pk 0,042kg/mt
	800 304	EPDM	KANAL KAPATMA CONTASI channel closing gasket	390mt/pk 0,033kg/mt
	800 307	EPDM	KANAL KAPATMA CONTASI channel closing gasket	188mt/pk 0,080kg/mt

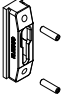




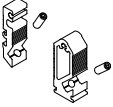
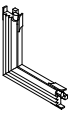
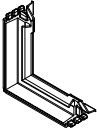

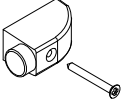
CONTA ŞEKLİ GASKET SECTION	CONTA KODU GASKET NO	MALZEME MATERIAL	CONTA TANIMI GASKET DESCRIPTION	PAKET PACKAGE
	800 305	EPDM	ÇİFT KANAT BİRLEŞİM CONTASI double sash meeting gasket	200mt/pk 0,075kg/mt
	800 306	EPDM	ÇİFT KANAT BİRLEŞİM CONTASI double sash meeting gasket	134mt/pk 0,112kg/mt
	800 308	EPDM	ÇİFT KANAT BİRLEŞİM CONTASI double sash meeting gasket	250mt/pk 0,048kg/mt
	800 309	EPDM	TEK RAYLI KASA YALITIM CONTASI single track rail frame insulating gasket	176mt/pk 0,085kg/mt
	800 310	Polipropylene	FİRÇA FİTİL brush gasket	550mt/pk
	800 311	TPE	BALON CONTA baloon gasket	300mt/pk 0,022kg/mt
	800 312 ST G 2011	EPDM	SİNEKLİK TELİ MONTAJ CONTASI fly screen assembly gasket	500mt/pk 0,022kg/mt
	800 313	Polipropylene	FİRÇA FİTİL brush gasket	400mt/pk
	800 331	EPDM	DIŞ BİNİ CONTASI exterior overlap gasket	293mt/pk 0,034kg/mt
	800 332	EPDM	İÇ BİNİ CONTASI interior overlap gasket	370mt/pk 0,027kg/mt



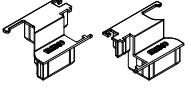
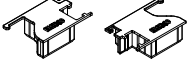
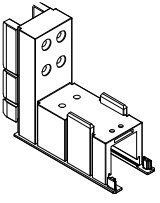
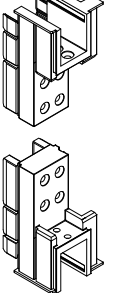
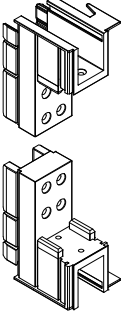
CONTA ŐEKLİ GASKET SECTION	CONTA KODU GASKET NO	MALZEME MATERIAL	CONTA TANIMI GASKET DESCRIPTION	PAKET PACKAGE
	QL 69750	QLON	QLON CONTA QLON GASKET (beyaz/white ral 9003 (siyah/black ral 9005) (gümüş gri/silver grey ral 7001) talep üzerine diger renkler other colours upon request	500mt/pk 200mt X2pcs

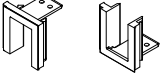
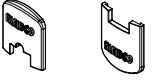
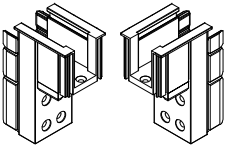
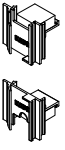
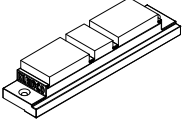
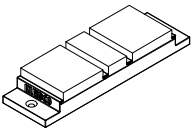
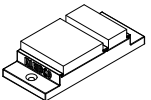
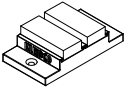
NOVA 90
BASİT SÜRME KAPI ve PENCERE SİSTEMİ
SIMPLE SLIDE DOOR and WINDOW SYSTEM







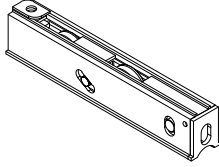


AKSESUARLAR
ACCESSORIES


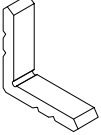
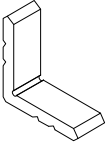
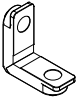


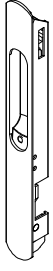
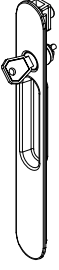
AKSESUAR ŞEKLİ ACCESSORIES SHAPE	AKSESUAR ACCESS. NO	AKSESUAR TANIMI ACCESSORIES DESCRIPTION	MİKTAR QUANTITY
	700 303	PVC KÖŞE ONBAŞI pvc corner angle for architrave	500 adet/pieces
	700 322	ALUMİNYUM SIKIŞTIRMALI ONBAŞI aluminium corner with allen key	250 adet/pieces
	700 479	ALUMİNYUM KÖŞE ONBAŞI aluminum corner angle for architrave	100 adet/pieces
	700 356	KASA İÇİN ALUMİNYUM ONBAŞI aluminum corner angle for frame	500 adet/pieces
	700 334	KASA İÇİN PVC ONBAŞI pvc corner angle for sash and frame	500 adet/pieces
	700 329	SİNEKLİK KANAT İÇİN ALU. ONBAŞI aluminum corner angle for fly screen	500 adet/pieces
	700 508	KİLİT KARŞILIGI keeper	25 adet/pieces
	700 509	KİLİT KARŞILIGI keeper	25 adet/pieces
	700 412	TİJLİ SİSTEM KİLİTLEME AKSESUARI locking device for polyamide rod	25 adet/pieces
	700 437	KİLİT KARŞILIGI keeper for pool handle	25 adet/pieces


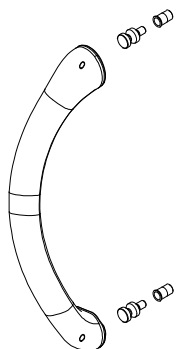


AKSESUAR ŞEKLİ ACCESSORIES SHAPE	AKSESUAR ACCESS. NO	AKSESUAR TANIMI ACCESSORIES DESCRIPTION	MİKTAR QUANTITY
	700 442	PVC İSPANYOLET KİLİT KARŞILIGI keeper for 16mm pvc espagnolettes	25 adet/pieces
	700 425	EKSENEL KOL ve TİJ BAGLANTI PABUCU pvc adepter plug for axial handle	50 çift/pair
	700 484	ÇELİK DİL locking device for pool handle	100 adet/pieces
	700 724	SİNEKLİK KANAT İÇİN PASLANMAZ ÇELİK KİLİT DİLİ locking device for sash fly screen	100 adet/pieces
	700 782	SİNEKLİK İÇİN HAVUZ KOL KİLİT KARŞILIGI keeper for fly screen	100 adet/pieces
	700 403	ORTA KAYIT T BİRLEŞİM ÖN ve ARKA PARÇASI T connecting bracket for mullion	50 çift/pair
	700 305	DIŞ CAM CONTASI İÇİN KÖŞE VULKANİZE vulcanized corner for ext.glazing gasket	50 adet/pieces
	700 405	ORTA SIZDIRMAZLIK CONTASI İÇİN KÖŞE VULKANİZE vulcanized corner for central gasket	50 adet/pieces
	700 421	TAKVİYELİ KENET PROFİLİ ALT ve ÜST KAPAGI pvc cap plug for reinforcement interlock	50 adet/pieces
	700 473	KANAT STOPERİ bumper	50 adet/pieces

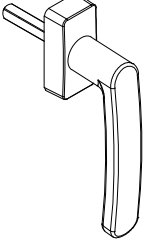
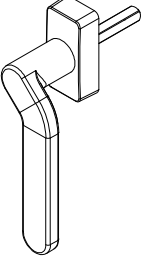
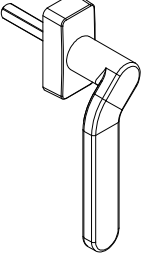
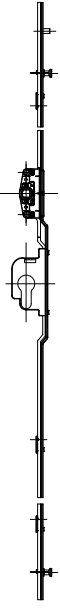
AKSESUAR ŞEKLİ ACCESSORIES SHAPE	AKSESUAR ACCESS. NO	AKSESUAR TANIMI ACCESSORIES DESCRIPTION	MİKTAR QUANTITY
	700 431	TAKVİYELİ KENET PROFİLİ ALT ve ÜST KAPAGI pvc cap plug for reinforcement interlock	50 adet/pieces
	700 419	TAKVİYELİ KENET PROFİLİ ALT ve ÜST KAPAGI pvc cap plug for reinforcement interlock	50 adet/pieces
	700 428	ÇİFT KANAT ADAPTÖR PROFİLİ KAPAGI pvc cap plug for double sash adapter profile	25 çift/pair
	700 452	ÇİFT KANAT ADAPTÖR PROFİLİ KAPAGI pvc cap plug for double sash adapter profile	25 çift/pair
	700 413	KÖŞE BİRLEŞİM PVC TAKOZU corner assembly block for sash	25 adet/pieces
	700 414	37mm KENET İÇİN KÖŞE BİRLEŞİM PVC TAKOZU corner assembly block for 27mm interlock	25 çift/pair
	700 427	47mm KENET İÇİN KÖŞE BİRLEŞİM PVC TAKOZU 47mm interlock corner joint assembly pvc block	25 çift/pair

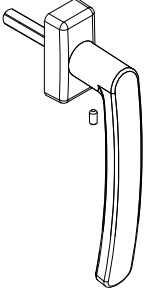

AKSESUAR ŞEKLİ ACCESSORIES SHAPE	AKSESUAR ACCESS. NO	AKSESUAR TANIMI ACCESSORIES DESCRIPTION	MİKTAR QUANTITY
	700 418	GENİŞ KENET EK PVC ADAPTÖRÜ additional pvc plug for wide interlock	25 çift/pair
	700 415	ALT ve ÜST KENET KAPAGI top and bottom cap plug for interlock	25 çift/pair
	700 430	47mm KENET İÇİN KÖŞE BİRLEŞİM PVC TAKOZU 47mm interlock corner joint assembly pvc block	25 çift/pair
	700 458	DIŞ-SOL KANAT ALT ÜST KAPAK SETİ top&bottom cap plug for outside-left sash	25 çift/pair
	700 457	DIŞ-SAG KANAT ALT ÜST KAPAK SETİ top&bottom cap plug for outside-right sash	25 çift/pair
	700 445	ALT ve ÜST SIZDIRMAZLIK tightness plug for single track rail	25 adet/pieces
	700 446	ALT ve ÜST SIZDIRMAZLIK tightness plug for single track rail	25 adet/pieces
	700 447	ALT ve ÜST SIZDIRMAZLIK tightness plug for double-triple track rail	25 adet/pieces
	700 448	ALT ve ÜST SIZDIRMAZLIK tightness plug for double-triple track rail	25 adet/pieces
	700 449	ALT ve ÜST SIZDIRMAZLIK tightness plug for double-triple track rail	25 adet/pieces

AKSESUAR ŞEKLİ ACCESSORIES SHAPE	AKSESUAR ACCESS. NO	AKSESUAR TANIMI ACCESSORIES DESCRIPTION	MİKTAR QUANTITY
	700 451	SU TAHLİYE KAPAGI weep hole cap	500 adet/pieces
	700 454	KANAT SABİTLEME ALT TAKOZU bottom fixation block for fixed sash	25 adet/pieces
	700 455	KANAT SABİTLEME ALT TAKOZU side fixation block for fixed sash	25 adet/pieces
	700 456	KANAT SABİTLEME ÜST TAKOZU top fixation block for fixed sash	25 adet/pieces
	700 497	TEK RAYLI KASA ORTA KAYIT ADAPTÖR TAPASI (ortada,dışta çalışan kanat ile kullanılır)	50 adet/pieces
	700 459	KANAT SALLANTI ENGELLEME TAKOZU anti swing block for sash	100 adet/pieces
	700 433	AYARLI RULMAN adjustable roller	50 adet/pieces
	700 444	SİNEKLİK İÇİN RULMAN roller for fly screen	50 adet/pieces
	700 781	SİNEKLİK İÇİN RULMAN roller for fly screen	20 adet/pieces

AKSESUAR ŞEKLİ ACCESSORIES SHAPE	AKSESUAR ACCESS. NO	AKSESUAR TANIMI ACCESSORIES DESCRIPTION	MİKTAR QUANTITY
	700 434	SİNEKLİK ALT-ÜST KILAVUZ top and bottom guide for fly screen	50 adet/pieces
	700 495	KÖŞE TAKOZU (19mm) corner cleat (19mm)	50 adet/pieces
	700 496	KÖŞE TAKOZU (25mm) corner cleat (25mm)	50 adet/pieces
	700 436	BUTONLU KÖŞE TAKOZU (10x19 button corner for fly screen)	50 adet/pieces
	700 435	BUTONLU KÖŞE TAKOZU (10x25 button corner for fly screen)	50 adet/pieces
	700 868	BUTONLU KÖŞE TAKOZU (button corner for fly screen)	50 adet/pieces
	700 440	EL İLE KUMANDALI KOL (Standart renk : siyah) (Tüm Ral renkleri - min.miktar :1000ad) manuel control handle (standart color : black) (for all Ral color - min.quantity :1000pcs.)	25 adet/pieces
	700 441	ANAHTAR KİLİTLİ KOL (Standart renk : siyah) (Tüm Ral renkleri - min.miktar :1000ad) key locking handle (standart color : black) (for all Ral color - min.quantity :1000pcs.)	25 adet/pieces

AKSESUAR ŞEKLİ ACCESSORIES SHAPE	AKSESUAR ACCESS. NO	AKSESUAR TANIMI ACCESSORIES DESCRIPTION	MİKTAR QUANTITY
n	700 328	İNOX RAY stainless steel rail	30mt (3mt X 10pcs)
	700 439	OTOMATİK KOL (Standart renk : siyah) (Tüm Ral renkleri - min.miktar :1000ad) automatic spring handle (standart color : black) (for all Ral color - min.quantity :1000pcs.)	25 adet/pieces
	700 482	SABİT D KOL (Standart renk : siyah) (Tüm Ral renkleri - min.miktar :1000ad) fixed D handle (standart color : black) (for all Ral color - min.quantity :1000pcs.)	50 adet/pieces
	700 493	KÜÇÜK HAVUZ KOL (Standart renk : siyah) (Tüm Ral renkleri - min.miktar :1000ad) small pool handle (standart color : black) (for all Ral color - min.quantity :1000pcs.)	50 adet/pieces
	700 494	BÜYÜK HAVUZ KOL (Standart renk : siyah) (Tüm Ral renkleri - min.miktar :1000ad) big pool handle (standart color : black) (for all Ral color - min.quantity :1000pcs.)	50 adet/pieces


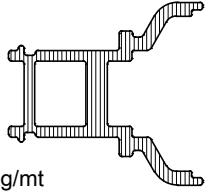
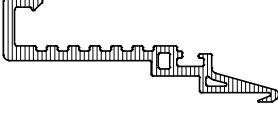
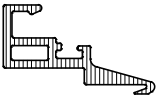
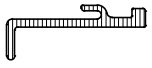

AKSESUAR ŐEKLİ ACCESSORIES SHAPE	AKSESUAR ACCESS. NO	AKSESUAR TANIMI ACCESSORIES DESCRIPTION	MİKTAR QUANTITY
	700 830	140mm DÜZ KOL (90° Stoplamalı) 140mm handle (90° stopping)	1 adet/pieces
	700 833	SAĞA KIVRIK KOL to the right curled handle	1 adet/pieces
	700 832	SOLA KIVRIK KOL to the left curled handle	1 adet/pieces
	910 525	BASİT SÜRME İSPANYOLET (BAREL DELİKLİ) in line sliding cremone hardware (cylinder lock compatible)	10 adet/pieces

AKSESUAR ŞEKLİ ACCESSORIES SHAPE	AKSESUAR ACCESS. NO	AKSESUAR TANIMI ACCESSORIES DESCRIPTION	MİKTAR QUANTITY
	700 835	180mm DÜZ KOL 180mm handle	1 adet/pieces
	910 518	240-400mm BASİT SÜRME İSPANYOLET in line sliding cremone hardware	10 adet/pieces
	910 519	401-600mm BASİT SÜRME İSPANYOLET in line sliding cremone hardware	10 adet/pieces
	910 520	601-800mm BASİT SÜRME İSPANYOLET in line sliding cremone hardware	10 adet/pieces
	910 521	801-1000mm BASİT SÜRME İSPANYOLET in line sliding cremone hardware	10 adet/pieces
	910 522	1001-1200mm BASİT SÜRME İSPANYOLET in line sliding cremone hardware	10 adet/pieces
	910 523	1201-1800mm BASİT SÜRME İSPANYOLET in line sliding cremone hardware	10 adet/pieces
	910 524	1801-2900mm BASİT SÜRME İSPANYOLET in line sliding cremone hardware	10 adet/pieces

AKSESUAR ŐEKLİ ACCESSORIES SHAPE	AKSESUAR ACCESS. NO	AKSESUAR TANIMI ACCESSORIES DESCRIPTION	MİKTAR QUANTITY
	700 443	TİJLİ SİSTEM İÇİN KİLİT MEKANİZMASI gear box device for multipoint locking	25 adet/pieces
	700 510	HAVUZ KOL ÇOK NOKTA KİLİTLEME KANCASI locking device for multipoint locking with pool handle	50 adet/pieces
	700 581	ORTA KAYIT T BİRLEŐİM PARÇASI T connecting bracket for mullion	50 adet/pieces
	700 513	KANAT İÇİ GİZLİ STOPER hidden bumper for inside of the sash	50 adet/pieces

NOVA 90
BASİT SÜRME KAPI ve PENCERE SİSTEMİ
SIMPLE SLIDE DOOR and WINDOW SYSTEM

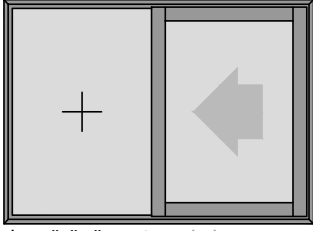
PLASTİK PROFİLLER
PVC PROFILES

PROFİL ŞEKLİ PROFILE SECTION	PROFİL KODU PROFILE NO	MALZEME MATERIAL	PROFİL TANIMI PROFILE DESCRIPTION	PAKET PACKAGE
 <p>0,144kg/mt</p>	600 416	POLYAMİD	KASA İÇİ U KANAL PROFİLİ pvc U channel for frame	6mt 25ad/pk
 <p>0,320kg/mt</p>	600 417	PVC	İSPANYOLET KANAL PROFİLİ channel for espagnolette	6mt 25ad/pk
 <p>0,211kg/mt</p>	600 418	PVC	GENİŞ PVC KENET PROFİLİ pvc interlock for wide sash	6mt 25ad/pk
 <p>0,133kg/mt</p>	600 419	PVC	DAR PVC KENET PROFİLİ pvc interlock for slim sash	6mt 25ad/pk
 <p>0,079kg/mt</p>	600 420	PVC	CAM ÇITA PROFİLİ pvc glazing bead profile	6mt 25ad/pk
 <p>0,070kg/mt</p>	600 429	POLYAMİD	POLYAMİD TİJ PROFİLİ polyamide rod profile	6mt 25ad/pk

NOVA 90
BASİT SÜRME KAPI ve PENCERE SİSTEMİ
SIMPLE SLIDE DOOR and WINDOW SYSTEM

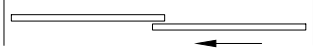
UYGULANABİLİR AÇILIM TİPLERİ
APPLICABLE OPENING TIPOLOGIES

TİP - 1 :
tek raylı kasa,tek kanat kayar,
tek sabit camlı
single track,one sash slide,
one fix glass




1

dış görünüş-external view

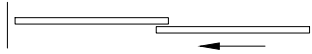


TİP - 2 :
tek raylı kasa,tek kanat kayar,
tek sabit camlı,üstte sabit pencere
single track,one sash slide,one fix glass,
fix window above

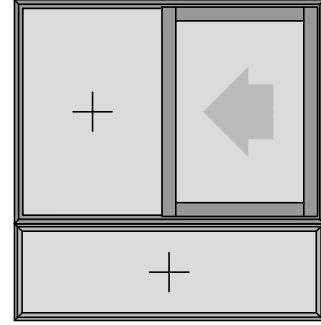


2

dış görünüş-external view

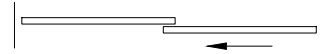


TİP - 3 :
tek raylı kasa,tek kanat kayar,
tek sabit camlı,altta sabit pencere
single track,one sash slide,one fix glass,
fix window bottom

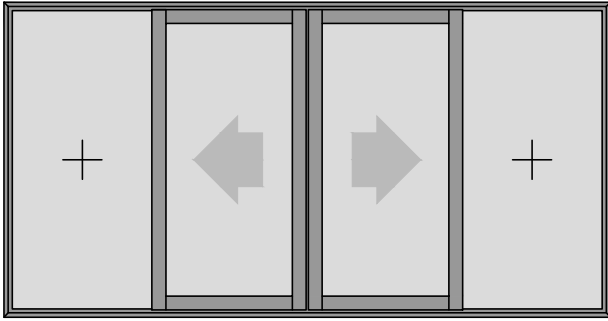


3

dış görünüş-external view

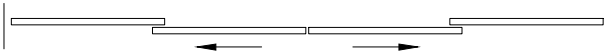


TİP - 4 :
tek raylı kasa,çift kanat kayar,çift sabit camlı
single tracks,two sashes slide,two fix glasses

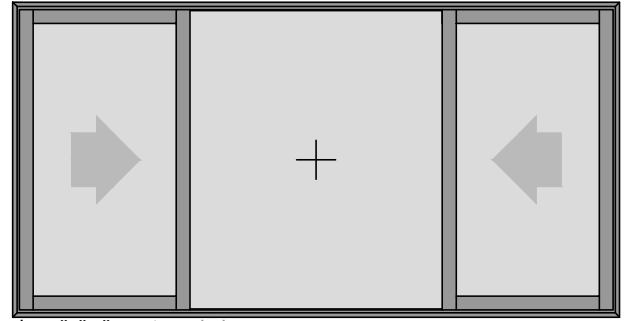


4

dış görünüş-external view




TİP - 5 :
tek raylı kasa,çift kanat kayar,ortada tek sabit camlı
single tracks,two sashes slide,single fix glass in the middle

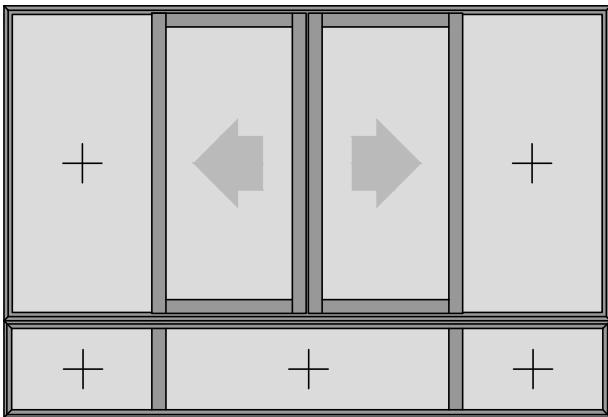


5

dış görünüş-external view

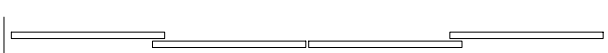


TİP - 6 :
tek raylı kasa,çift kanat kayar,çift sabit camlı,altta sabit pencere
single tracks,two sashes slide,two fix glasses,fix window bottom




6

dış görünüş-external view

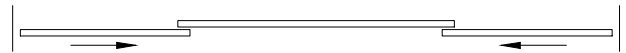


TİP - 7 :
tek raylı kasa,çift kanat kayar,ortada tek sabit camlı,üstte sabit pencere
single tracks,two sashes slide,single fix glass in the middle,fix window top

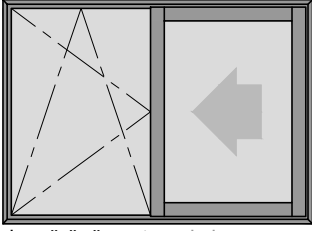


7

dış görünüş-external view

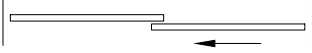


TİP - 8 :
tek raylı kasa,tek kanat kayar,
çift açılım pencere
single track,one sash slide,
double opening window

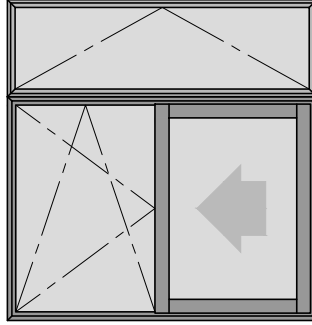


8

dış görünüş-external view

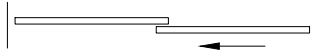


TİP - 9 :
tek raylı kasa,tek kanat kayar,
çift açılım pencere,üstte vasistas pencere
single track,one sash slide,
double opening window,
bottom hung window top

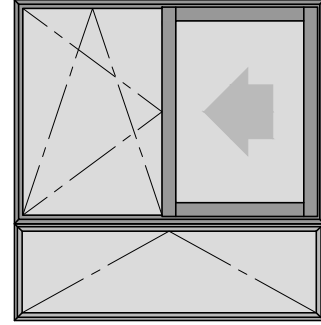


9

dış görünüş-external view

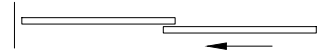


TİP - 10 :
tek raylı kasa,tek kanat kayar,
çift açılım pencere,altta vasistas pencere
single track,one sash slide,
double opening window,
bottom hung window bottom

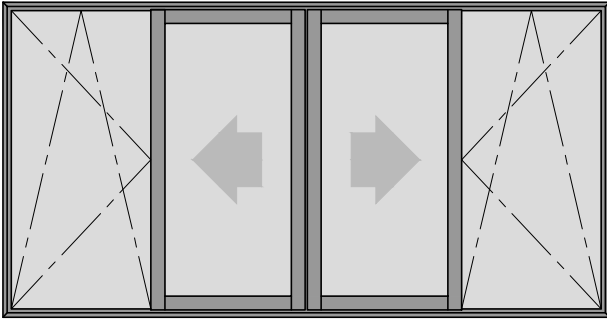


10

dış görünüş-external view



TİP - 11 :
tek raylı kasa,çift kanat kayar,çift açılım pencere
single track,double sash slide,double opening window

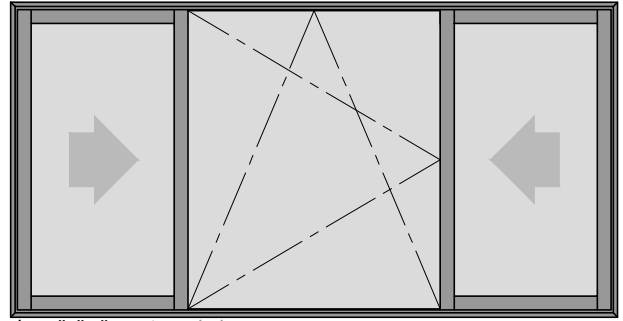


11

dış görünüş-external view



TİP - 12 :
tek raylı kasa,çift kanat kayar,çift açılım pencere
single track,double sash slide,double opening window

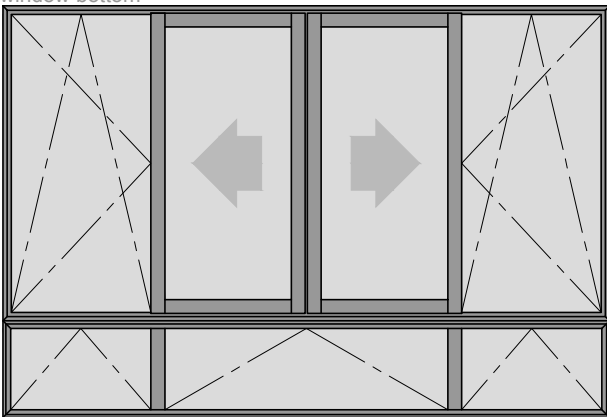


12

dış görünüş-external view



TİP - 13 :
tek raylı kasa,tek kanat kayar,çift açılım pencere,altta vasistas
pencere
single track,one sash slide,double opening window,bottom hung
window bottom

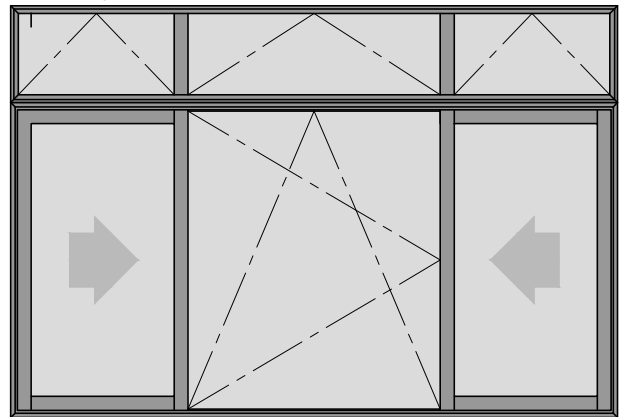


13

dış görünüş-external view

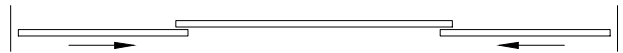


TİP - 14 :
tek raylı kasa,tek kanat kayar,çift açılım pencere,üstte vasistas
pencere
single track,one sash slide,double opening window,bottom hung
window top

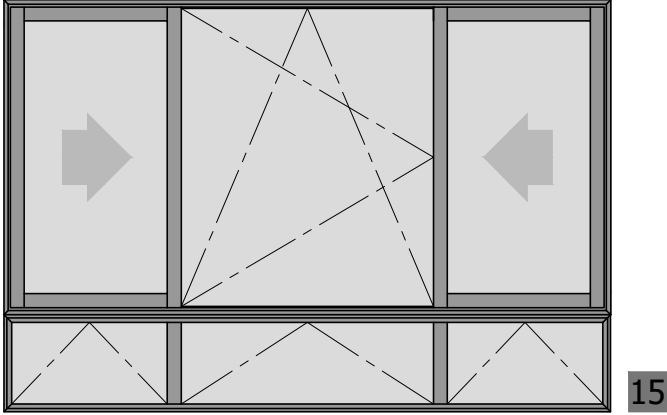


14


dış görünüş-external view



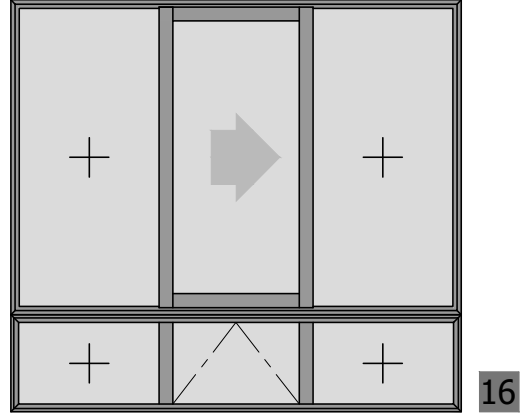
TİP - 15 :
tek raylı kasa, çift kanat kayar, çift açılım pencere, altta vasistas pencere
single track, double sash slide, double opening window, bottom hung window bottom



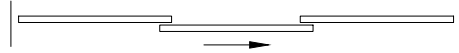
dış görünüş-external view




TİP - 16 :
tek raylı kasa, tek kanat kayar, çift sabit camlı, altta sabit cam ve vasistas pencere
single track, single sash slide, double fix window, single bottom hung window, double fix window bottom



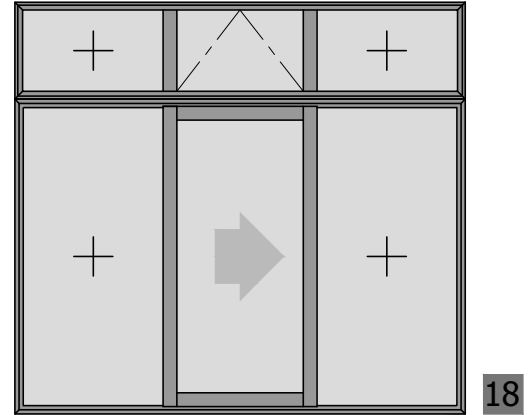
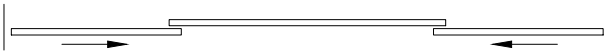
dış görünüş-external view



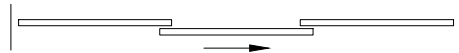
TİP - 17 :
tek raylı kasa, çift kanat kayar, ortada tek sabit camlı, altta sabit pencere
single tracks, two sashes slide, single fix glass in the middle, fix window bottom



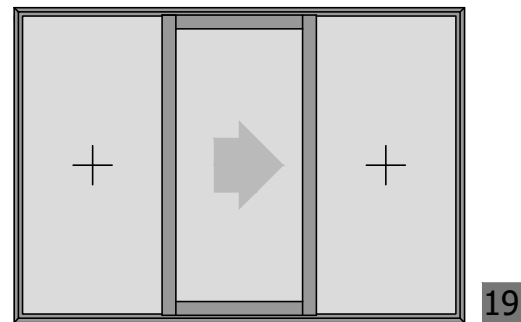
dış görünüş-external view



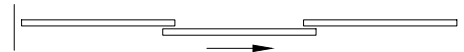
dış görünüş-external view



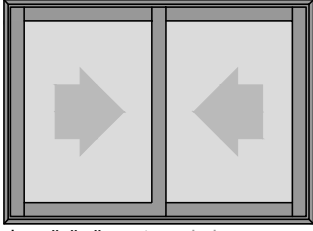
TİP - 19 :
tek raylı kasa, tek kanat kayar, çift sabit camlı
single track, single sash slide, double fix window



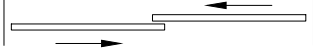
dış görünüş-external view



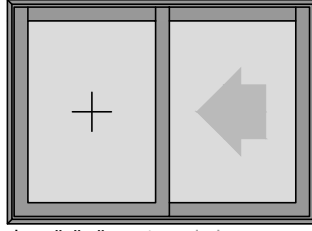
TİP - 20 :
çift raylı kasa,çift kanat kayar
double tracks,double sash slide



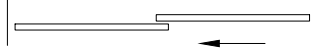
dış görünüş-external view




TİP - 21 :
çift raylı kasa,tek kanat kayar,
tek kanat sabit,
double tracks,single sash slide,
single sash fix



dış görünüş-external view



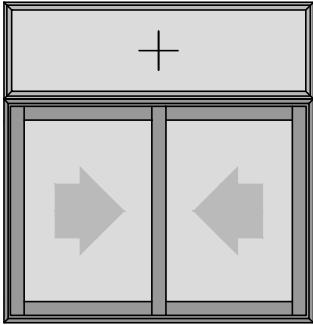
TİP - 22 :
çift raylı kasa,tek kanat kayar,
tek sabit camlı,altta sabit pencere,
double tracks,one sash slide,one fix sash,
fix window bottom



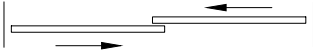
dış görünüş-external view




TİP - 23 :
çift raylı kasa,çift kanat kayar,
altta sabit pencere,
double tracks,two sashes slide,
fix window top



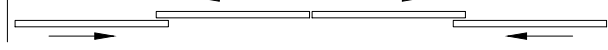
dış görünüş-external view



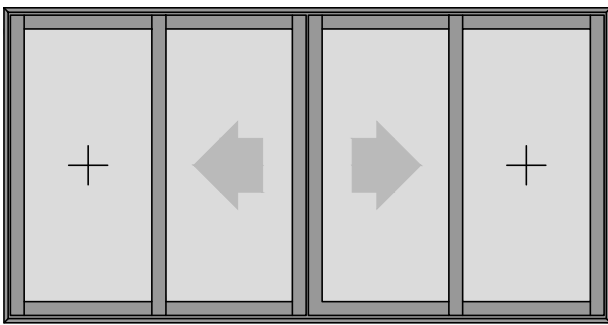
TİP - 24 :
çift raylı kasa,dört kanat kayar,
double tracks,four sashes slide,



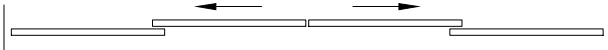
dış görünüş-external view



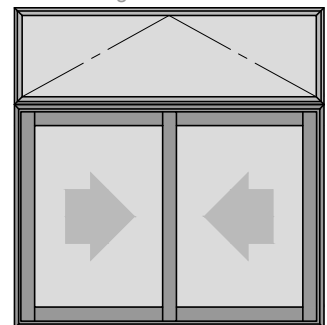
TİP - 25 :
çift raylı kasa,çift kanat kayar,çift kanat sabit,
double tracks,two sashes slide,two sashes fix



dış görünüş-external view



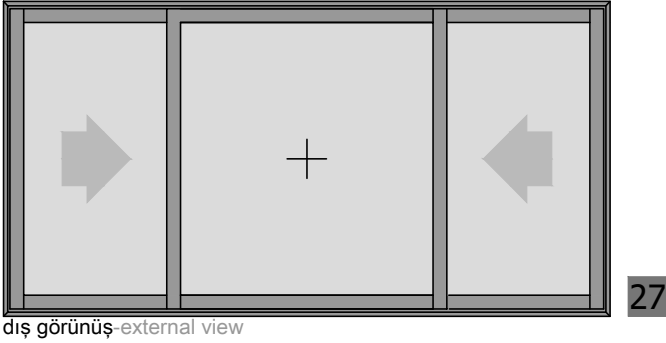
TİP - 26 :
çift raylı kasa,çift kanat kayar,
üstte vasistas pencere
double tracks,double sash slide,
bottom hung window above



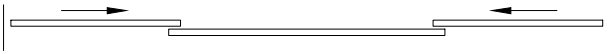
dış görünüş-external view



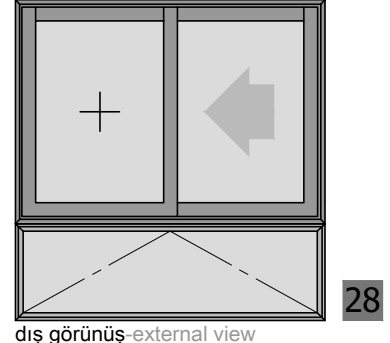
TİP - 27 :
çift raylı kasa,ortada tek kanat sabit,çift kanat kayar,
double tracks,one sash fix in the middle,two sashes slide,



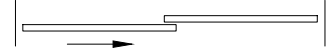
dış görünüş-external view




TİP - 28 :
çift raylı kasa,tek kanat kayar,
tek sabit camlı,altta vasistas pencere,
double tracks,one sash slide,one fix sash,
bottom hung window bottom



dış görünüş-external view



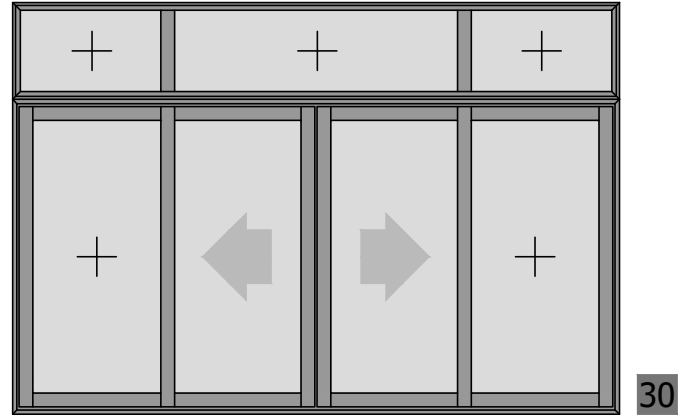
TİP - 29 :
çift raylı kasa,dört kanat kayar,üste sabit pencere
double tracks,four sashes slide,fix window above



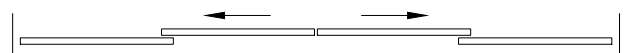
dış görünüş-external view




TİP - 30 :
çift raylı kasa,çift kanat kayar,çift kanat sabit,üste sabit pencere
double tracks,two sashes slide,two sashes fix,fix window above




dış görünüş-external view




TİP - 31 :
çift raylı kasa,ortada tek kanat sabit,çift kanat kayar,altta sabit pencere
double tracks,one sash fix in the middle,two sashes slide,fix window bottom



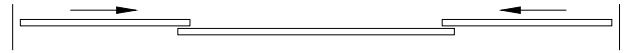
dış görünüş-external view



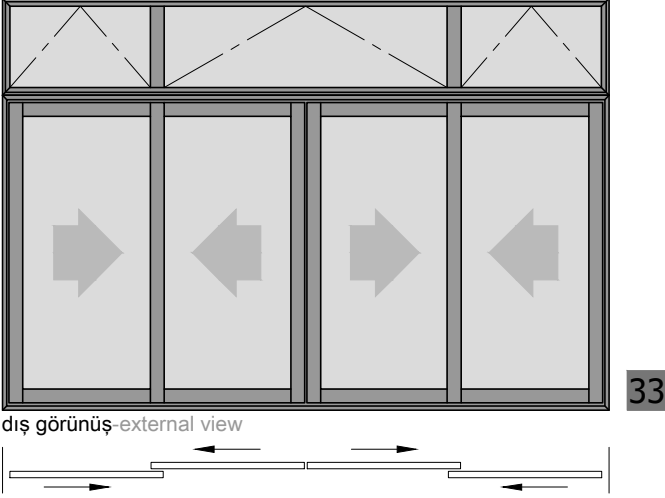
TİP - 32 :
çift raylı kasa,ortada tek kanat sabit,çift kanat kayar,üste sabit pencere
double tracks,one sash fix in the middle,two sashes slide,fix window above



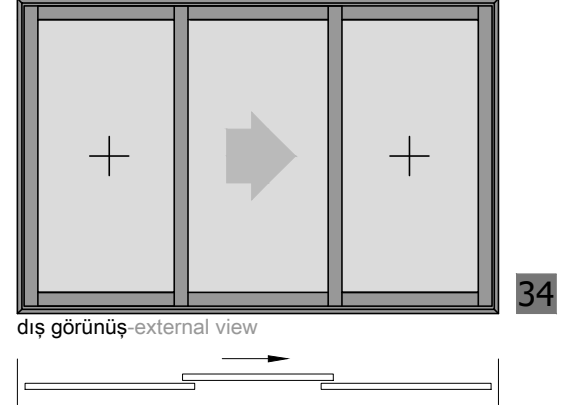
dış görünüş-external view



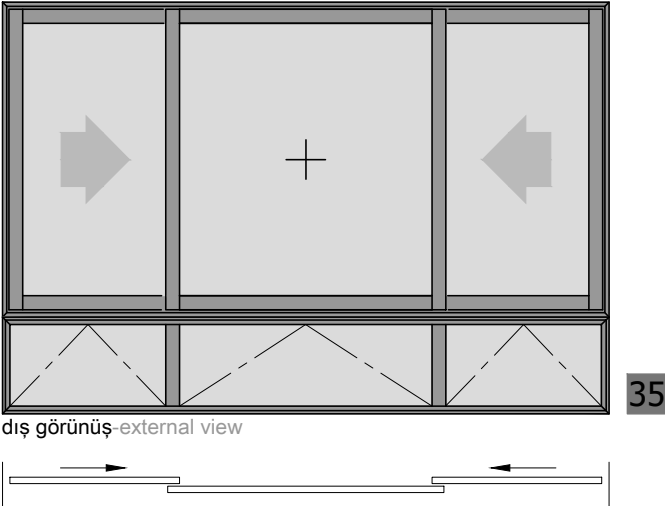
TİP - 33 :
çift raylı kasa,dört kanat kayar,üسته vasistas pencere
double tracks,four sashes slide,bottom hung window above



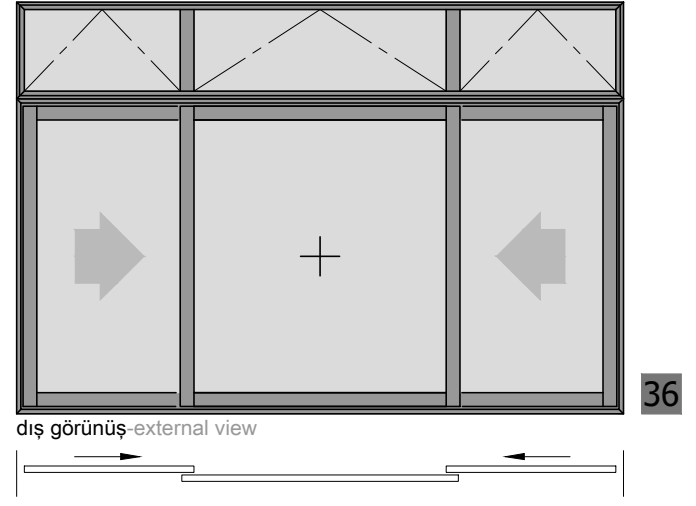
TİP - 34 :
çift raylı kasa,ortada tek kanat kayar,çift kanat sabit,
double tracks,one sash slide in the middle,two sashes fix



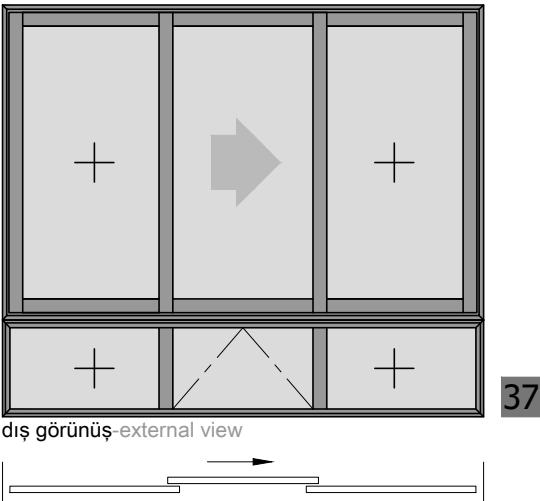
TİP - 35 :
çift raylı kasa,ortada tek kanat sabit,çift kanat kayar,altta vasistas pencere,
double tracks,one sash fix in the middle,two sashes slide,
bottom hung window bottom



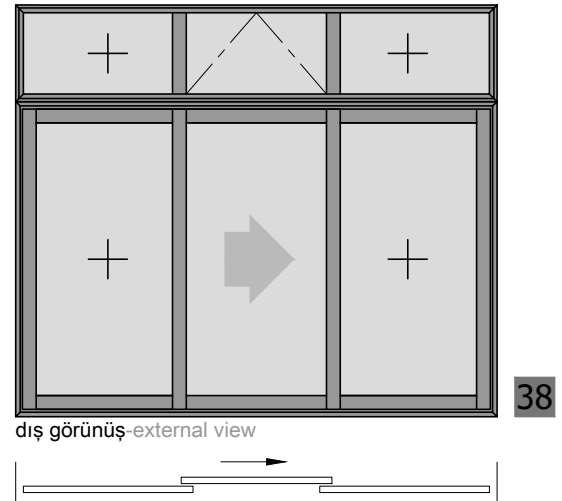
TİP - 36 :
çift raylı kasa,ortada tek kanat sabit,çift kanat kayar,üسته vasistas pencere,
double tracks,one sash fix in the middle,two sashes slide,
bottom hung window top



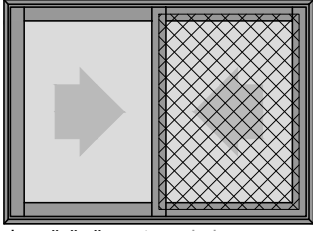
TİP - 37 :
çift raylı kasa,ortada tek kanat kayar,çift kanat sabit,
altta sabit cam ve vasistas pencere
double tracks,one sash slide in the middle,two sashes fix,
single bottom hung window,double fix window bottom



TİP - 38 :
çift raylı kasa,ortada tek kanat kayar,çift kanat sabit,
üسته sabit cam ve vasistas pencere
double tracks,one sash slide in the middle,two sashes fix,
single bottom hung window,double fix window top



TIP - 39 :
sineklikli çift raylı kasa,çift kanat kayar,
tek sineklik kanat
double tracks with fly screen rail,
double sash slide,single sash fly screen

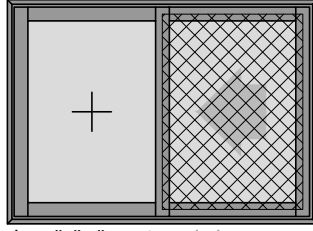


39

dış görünüş-external view

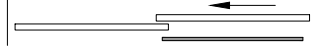


TIP - 40 :
sineklikli çift raylı kasa,tek kanat kayar,
tek kanat sabit,tek sineklik kanat
double tracks with fly screen rail,single sash slide,
single sash fix,single sash fly screen




40

dış görünüş-external view



TIP - 41 :
sineklikli çift raylı kasa,dört kanat kayar,çift sineklik kanat
double tracks with fly screen rail,four sashes slide,double sash
fly screen




41

dış görünüş-external view



TIP - 42 :
sineklikli çift raylı kasa,iki kanat kayar,iki kanat sabit,çift sineklik kanat
double tracks with fly screen rail,double sashes slide,double sash fix,
double sash fly screen

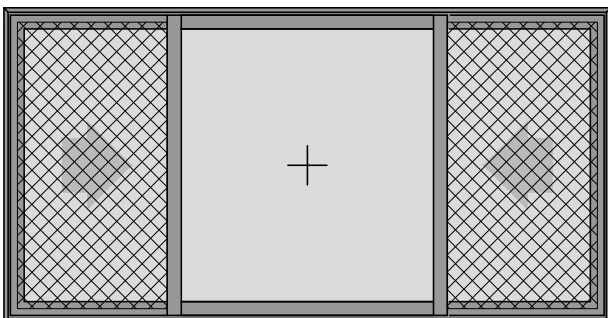


42

dış görünüş-external view



TIP - 43 :
sineklikli çift raylı kasa,iki kanat kayar,ortada tek kanat sabit,
çift sineklik kanat
double tracks with fly screen rail,double sashes slide,middle single sash fix
double sash fly screen

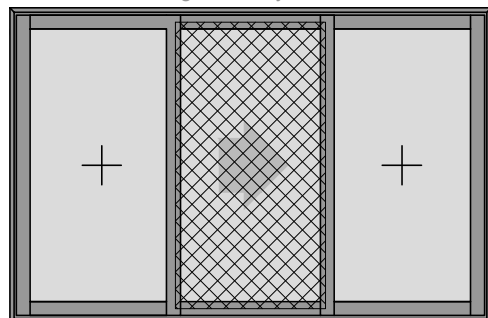


43

dış görünüş-external view

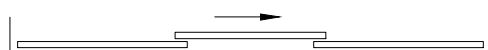


TIP - 44 :
sineklikli çift raylı kasa,tek kanat kayar,
çift kanat sabit,tek sineklik kanat
double tracks with fly screen rail,single sash slide,
double sash fix,single sash fly screen




44

dış görünüş-external view



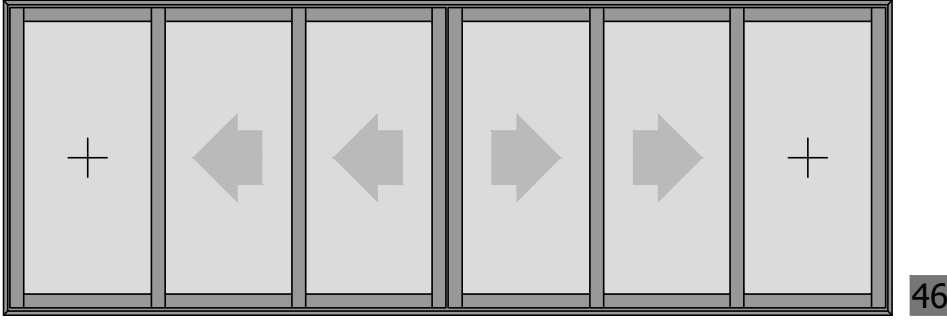
TİP - 45 :
üç raylı kasa,altı kanat kayar,
triple tracks,six sashes slide,



dış görünüş-external view




TİP - 46 :
üç raylı kasa,üç kanat kayar,çift kanat sabit,
triple tracks,three sashes slide,two sashes fix



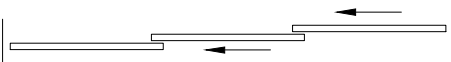
dış görünüş-external view




TİP - 47 :
üç raylı kasa,iki kanat kayar,tek kanat sabit,
triple tracks,two sashes slide,one sash fix



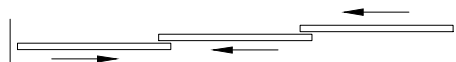
dış görünüş-external view



TİP - 48 :
üç raylı kasa,üç kanat kayar,
triple tracks,three sashes slide,

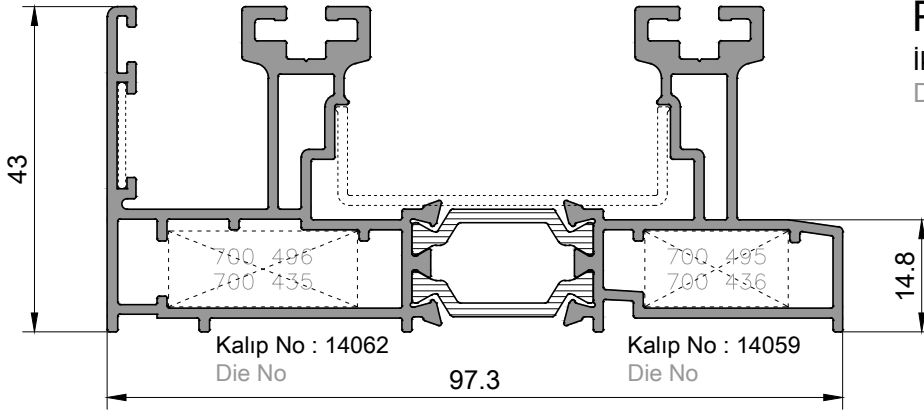


dış görünüş-external view



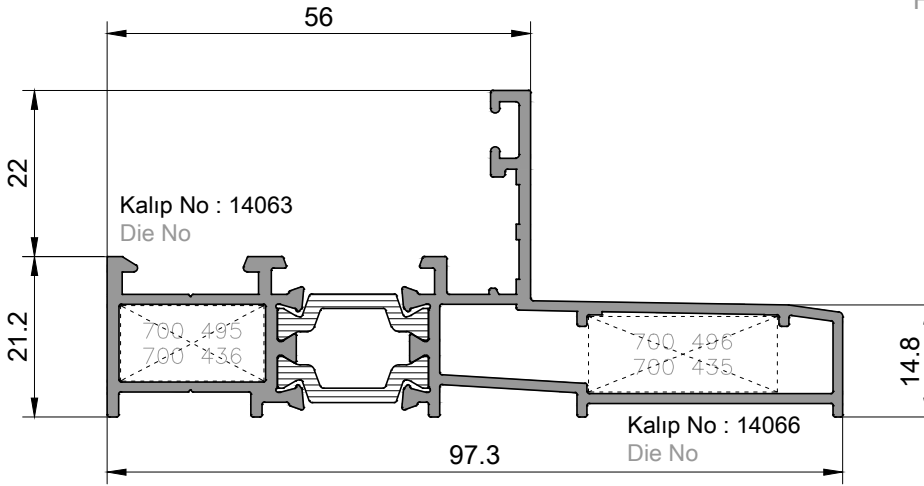
NOVA 90
BASİT SÜRME KAPI ve PENCERE SİSTEMİ
SIMPLE SLIDE DOOR and WINDOW SYSTEM

TAM ÖLÇEKLİ ALUMİNYUM PROFİLLER
FULL SCALE ALUMINIUM PROFILES



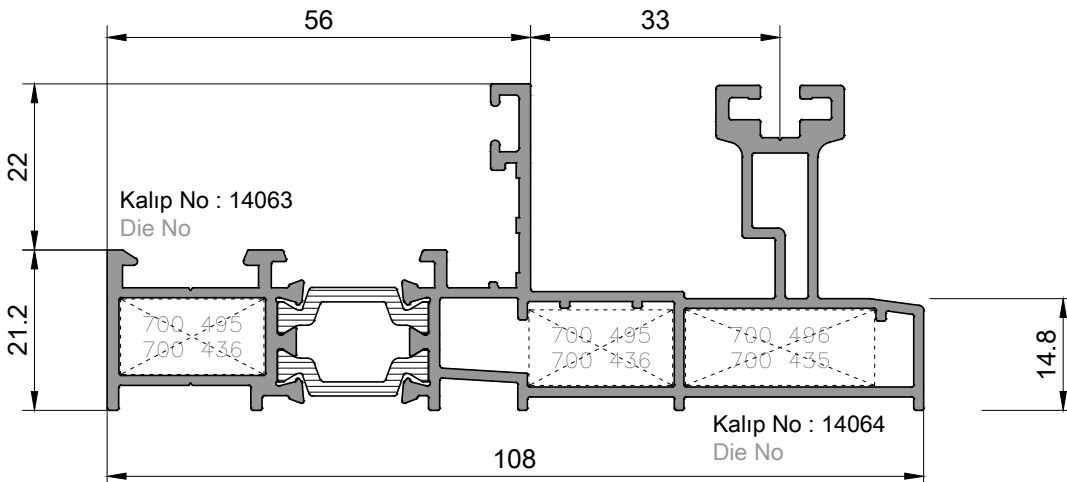
P 1267

İki Raylı Kasa Profil / 1,910kg/mt
Double Track Rail Profile



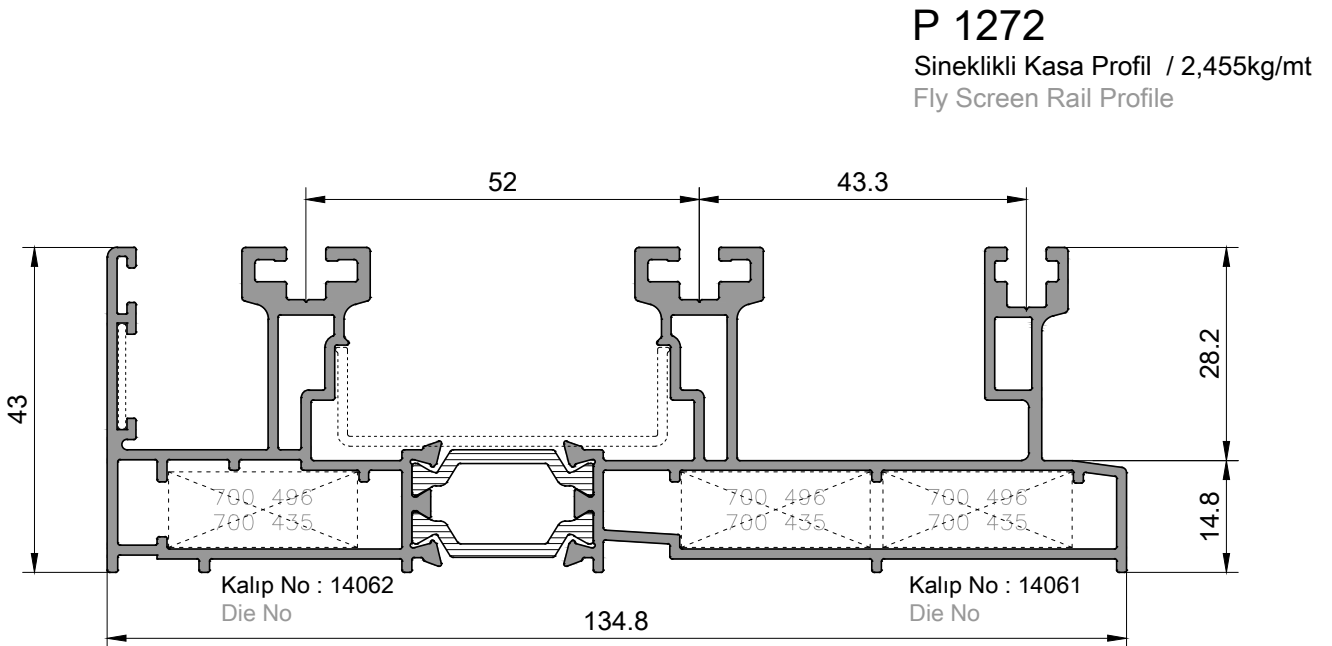
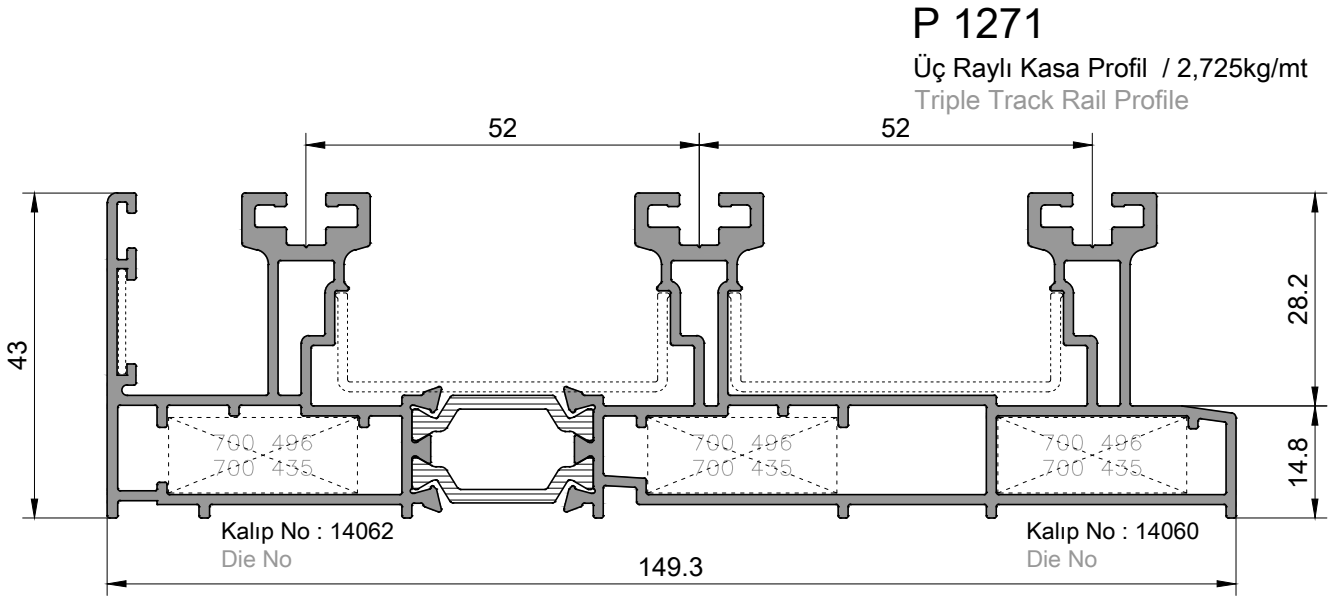
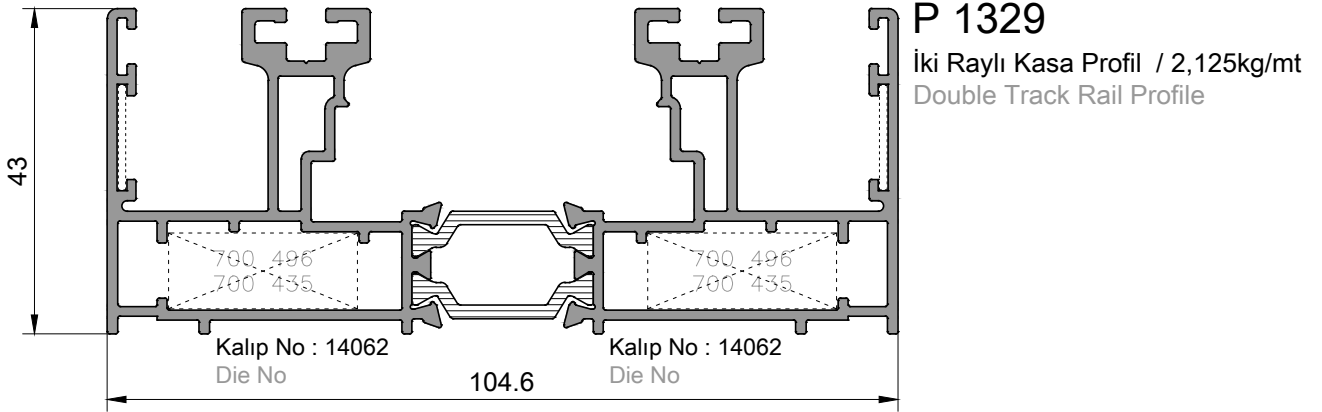
P 1268

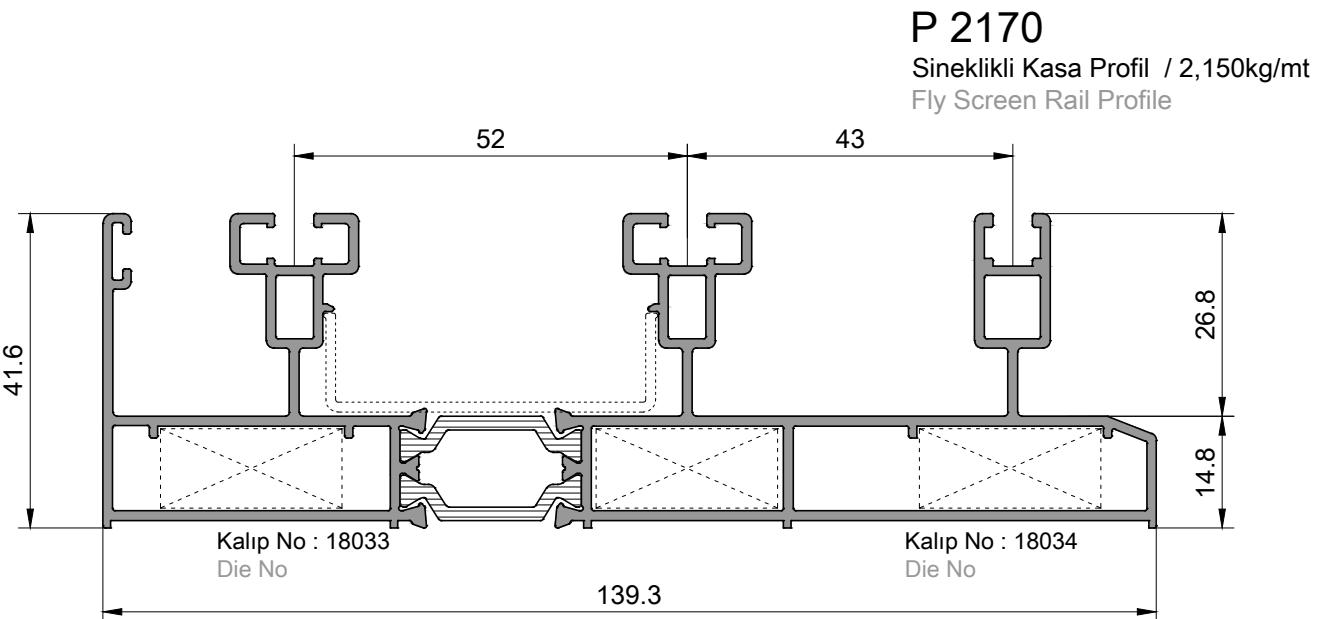
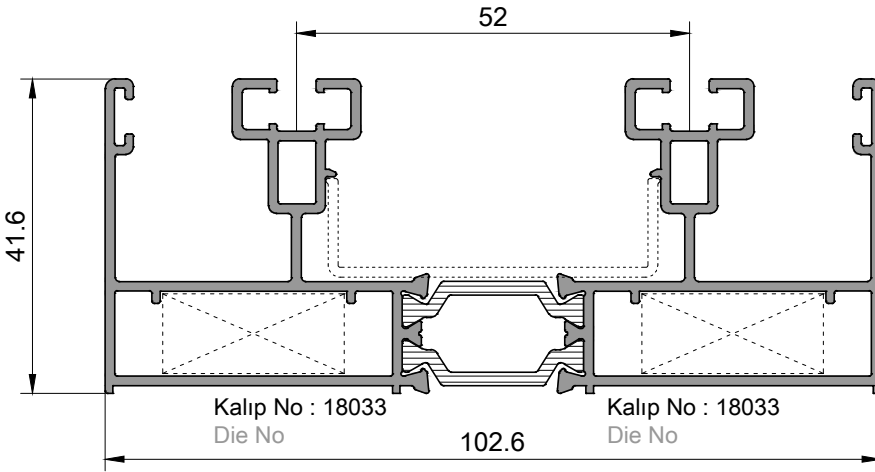
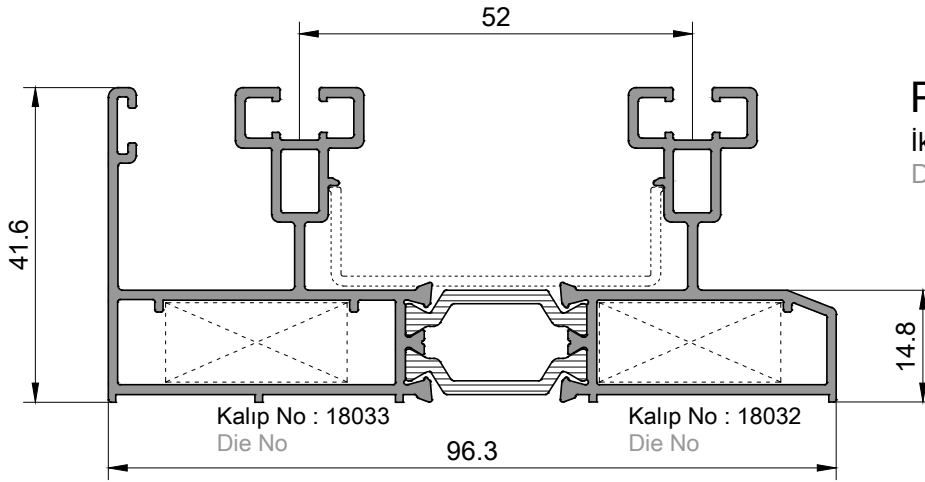
Sabit Kasa Profil / 1,315kg/mt
Fix Frame Profile



P 1269

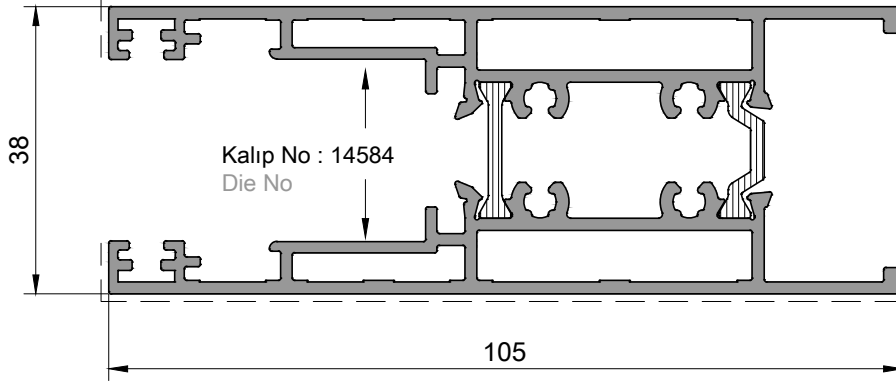
Tek Raylı Kasa Profil / 1,815kg/mt
Single Track Rail Profile





P 1254

Yatay Kanat Profili / 2,255kg/mt
Horizontal Sash Profile

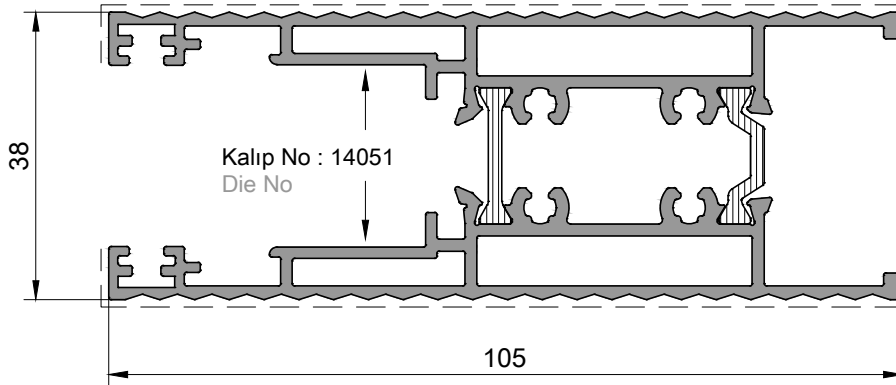


I_x)
17.77 cm⁴

) I_y
61.80 cm⁴

P 1255

Yatay Kanat Profili / 2,135kg/mt
Horizontal Sash Profile

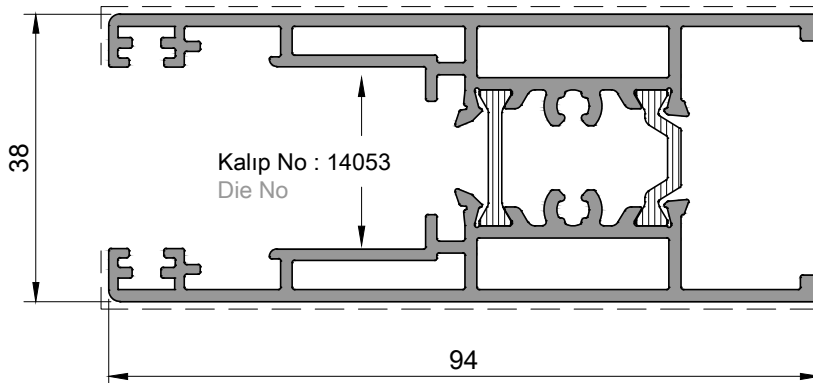


I_x)
15.28 cm⁴

) I_y
55.76 cm⁴

P 1257

Düşey Kanat Profili / 1,980kg/mt
Vertical Sash Profile

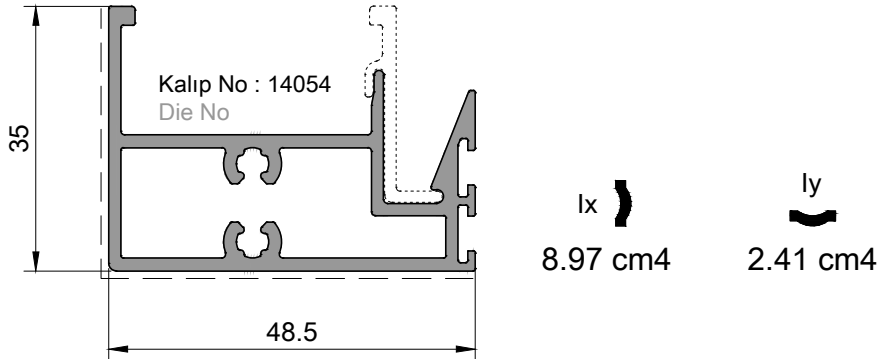


I_x)
15.11 cm⁴

) I_y
41.44 cm⁴

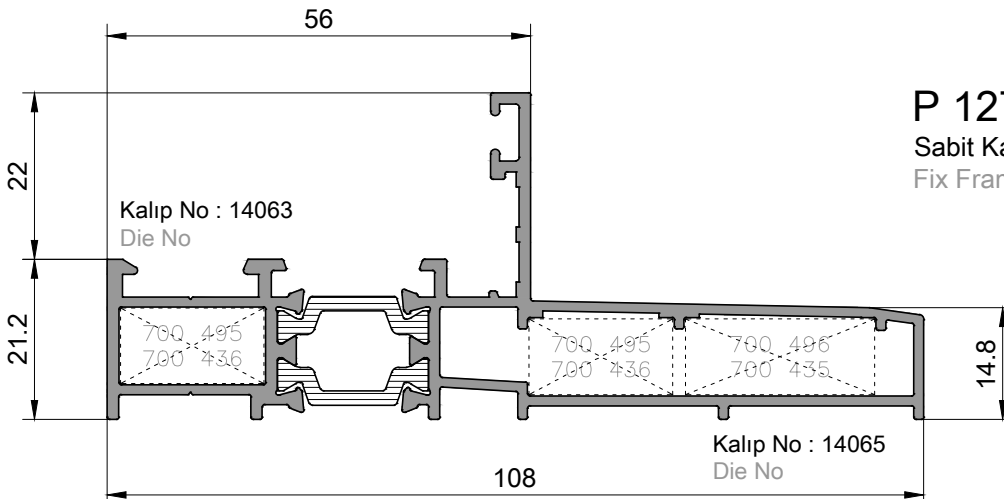
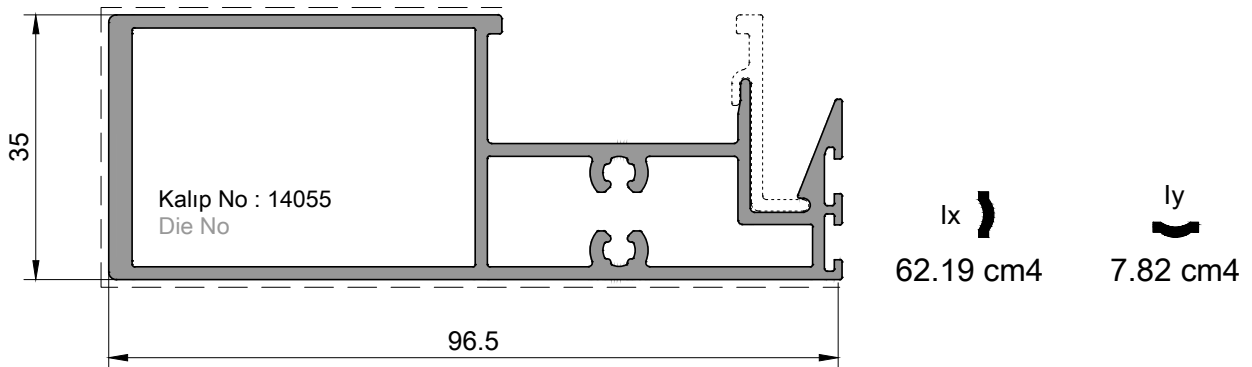
P 1258

Dar Kenet Profili / 0,895kg/mt
Slim Interlock Profile



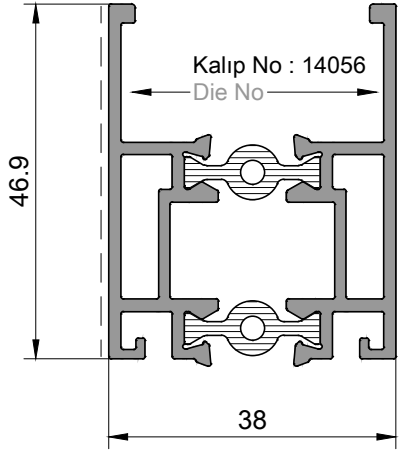
P 1259

Dar Kenet Profili / 1,605kg/mt
Slim Interlock Profile



P 1270

Sabit Kasa Profil / 1,410kg/mt
Fix Frame Profile



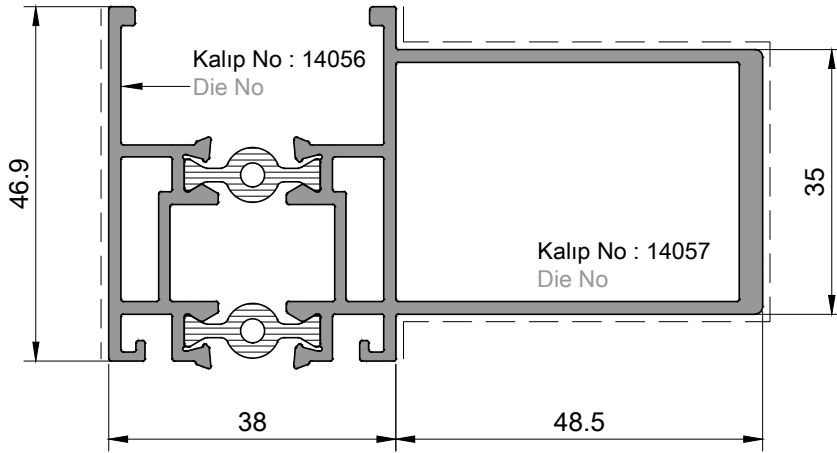
P 1260

Dar Kenet Profili / 1,185kg/mt
Slim Interlock Profile

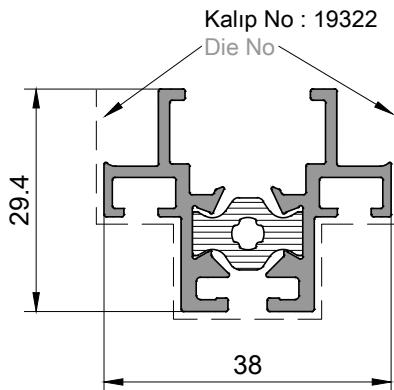
I_x 7.80 cm⁴ I_y 6.28 cm⁴

P 1261

Dar Kenet Profili / 1,895kg/mt
Slim Interlock Profile



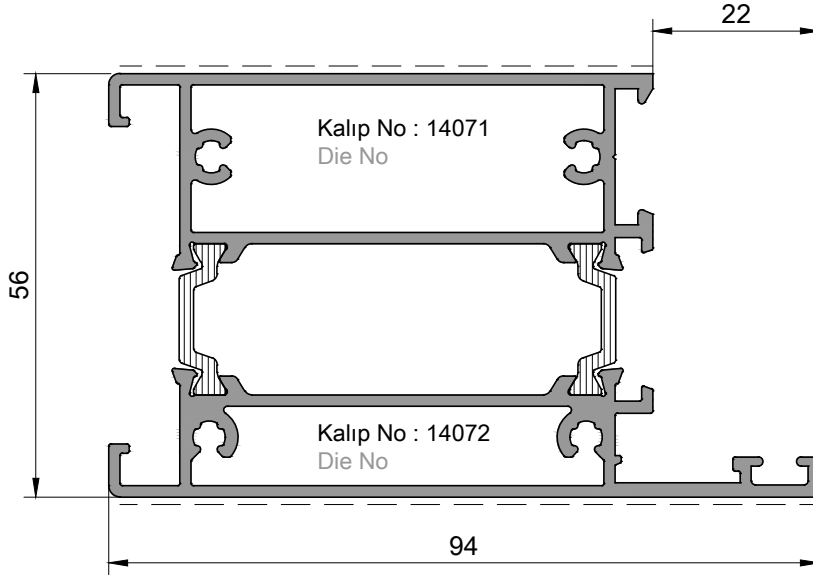
I_x 55.88 cm⁴ I_y 11.68 cm⁴



P 3008


Çift Kanat Adaptör Profili / 0,900kg/mt
Double Sash Adepter Profile

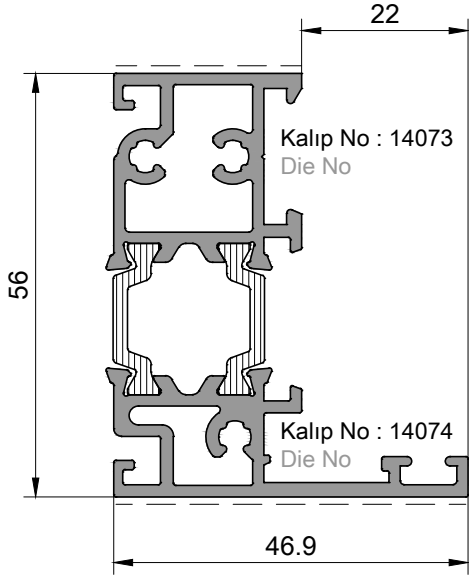
I_x 2.22 cm⁴ I_y 1.30 cm⁴



P 1262



Geniş Orta Kayıt Profili / 2,105kg/mt
Wide Mullion Profile

I_x  48.55 cm⁴ I_y  28.04 cm⁴



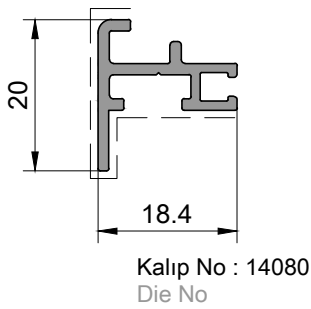
P 1263

Dar Orta Kayıt Profili / 1,370kg/mt
Slim Mullion Profile

I_x  18.19 cm⁴ I_y  4.82 cm⁴

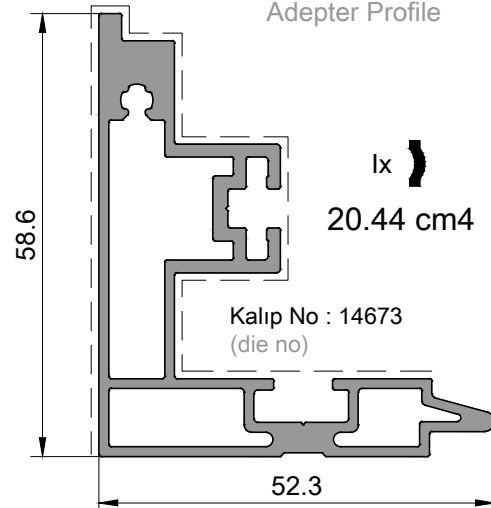
P 1266



Çift Kanat Adaptör Profili / 0,215kg/mt
Double Sash Adepter Profile

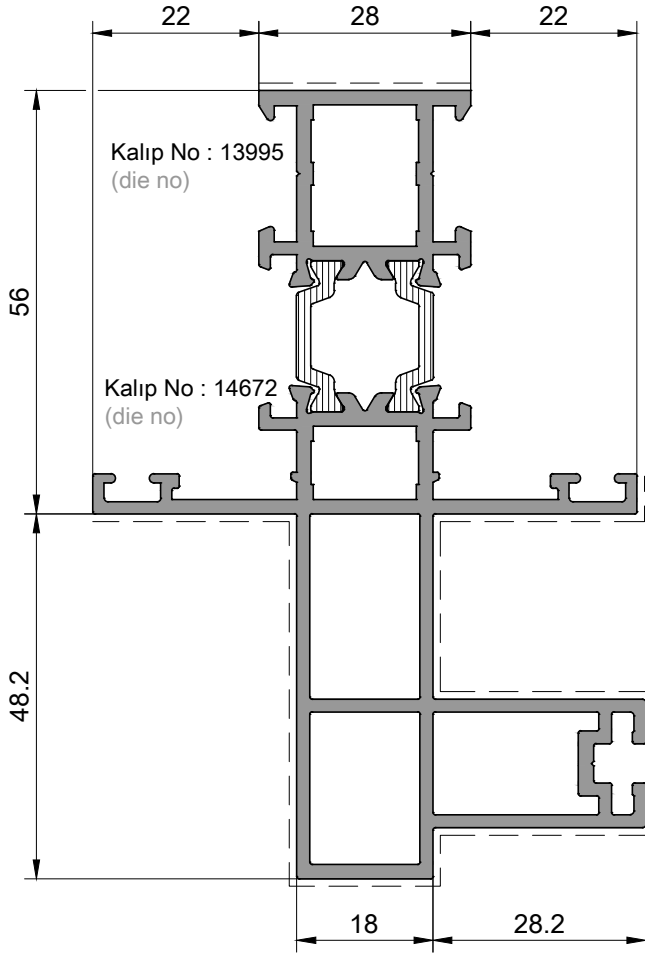


P 1326

Adaptör Profili / 1,240kg/mt
Adepter Profile




I_x  20.44 cm⁴ I_y  4.79 cm⁴



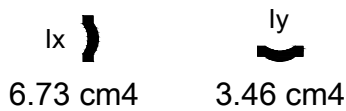
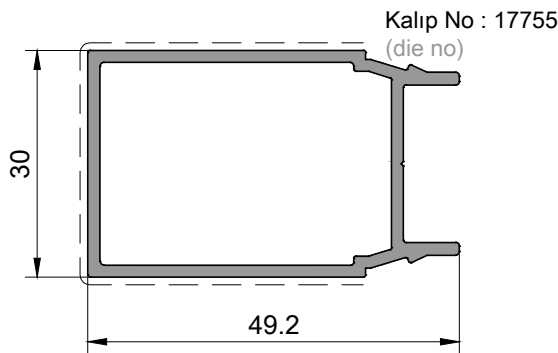
P 1327

Adaptör Profili / 2,505kg/mt
Adepter Profile



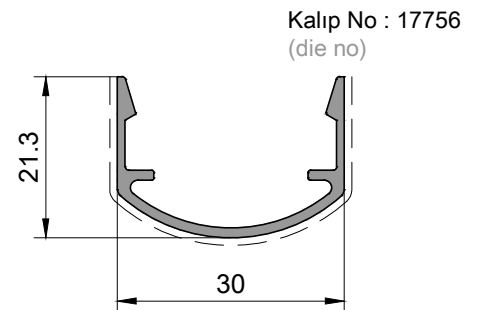
P 1456

Takviye Profili / 0,665kg/mt
Architrave Profile



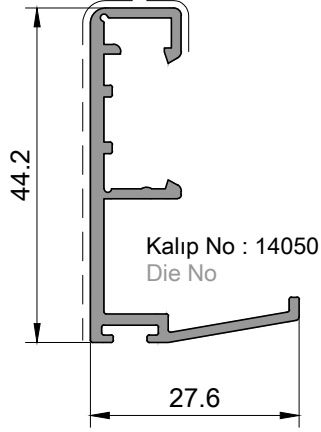
P 1457

Kapak Profili / 0,250kg/mt
Cover Profile



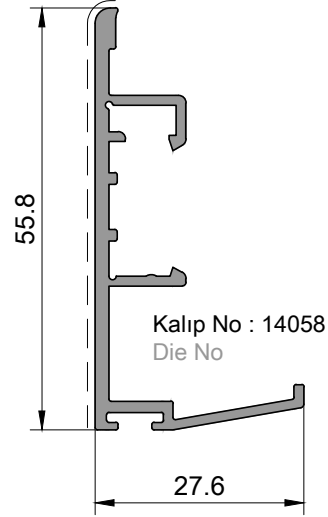
P 1273

Kasa Kapatma Profil / 0,445kg/mt
Frame Closing Profile



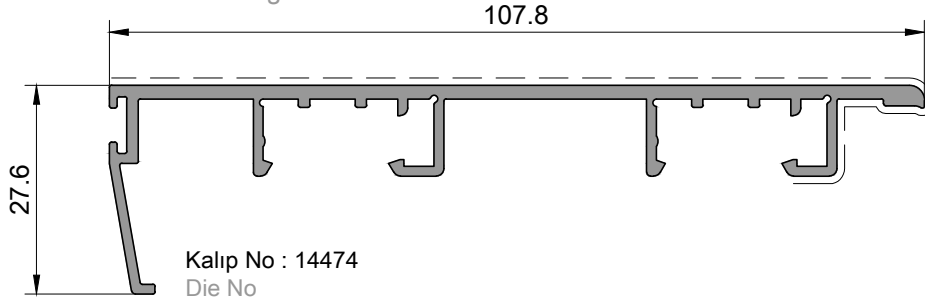
P 1274

Kasa Kapatma Profil / 0,515kg/mt
Frame Closing Profile



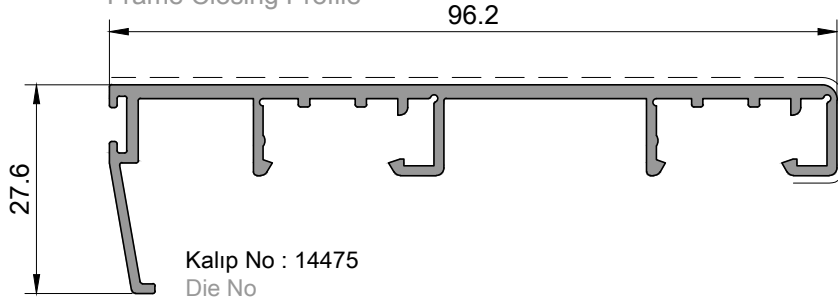
P 1275

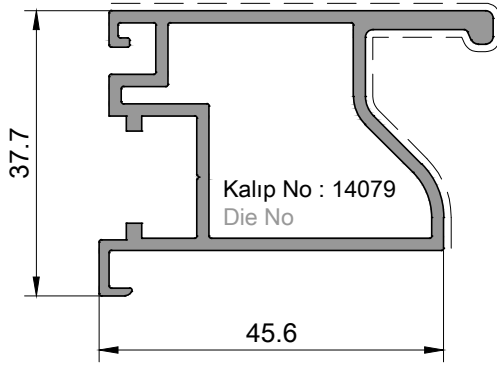
Kasa Kapatma Profil / 0,880kg/mt
Frame Closing Profile



P 1276

Kasa Kapatma Profil / 0,810kg/mt
Frame Closing Profile



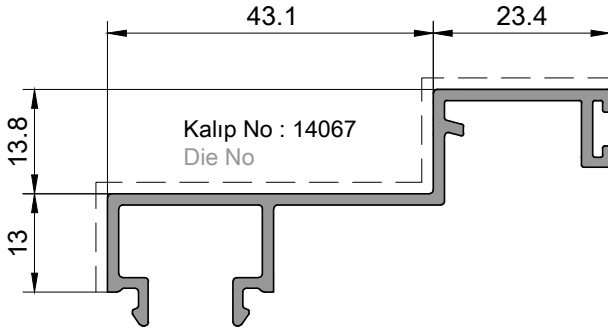


P 1265

Çift Kanat Adaptör Profili / 0,880kg/mt
Double Sash Adapter Profile

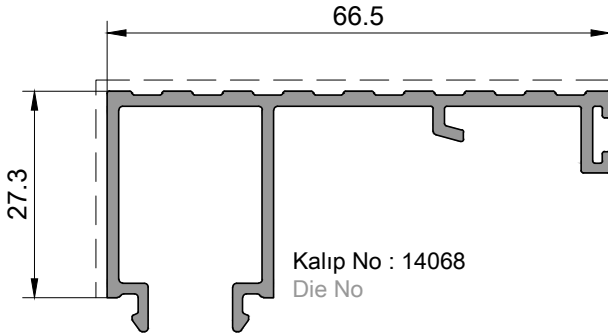
I_x)
8.39 cm⁴

I_y)
4.77 cm⁴



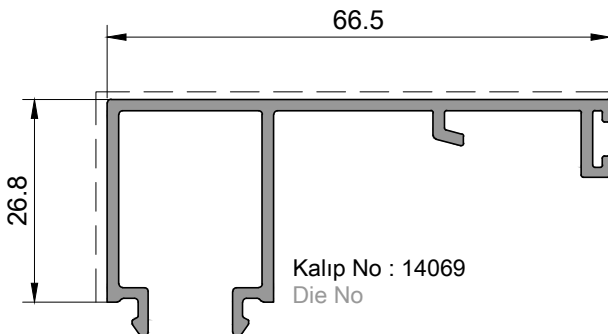
P 1277

Kasa Kapatma Profil / 0,555kg/mt
Frame Closing Profile



P 1278

Eşik Profil / 0,675kg/mt
Threshold Profile

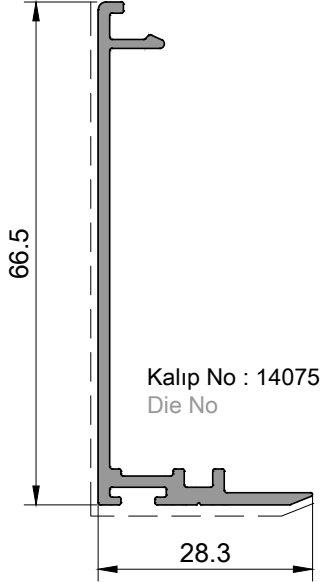


P 1279

Kasa Kapatma Profil / 0,625kg/mt
Frame Closing Profile

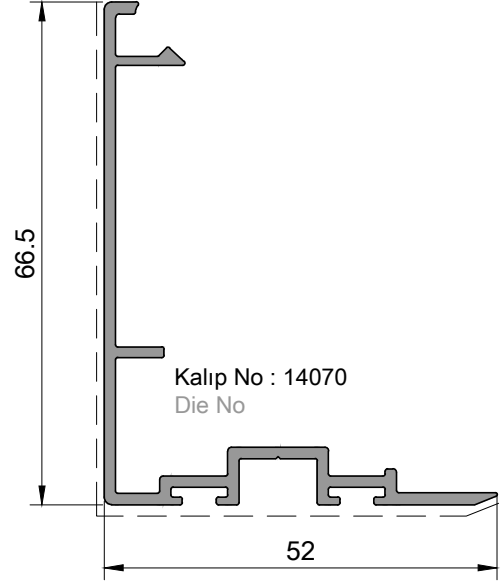
P 1281

Kenet Kapak Profil / 0,465kg/mt
Interlock Cap Profile



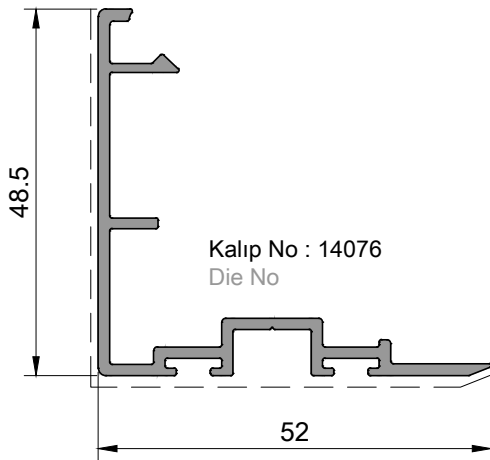
P 1280

Kenet Kapak Profil / 0,635kg/mt
Interlock Cap Profile



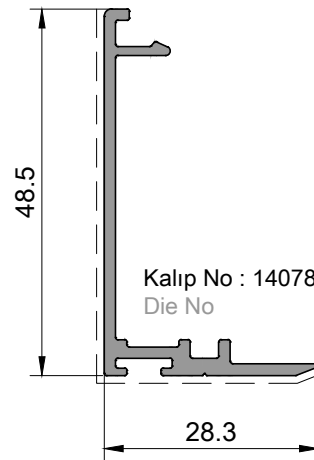
P 1282

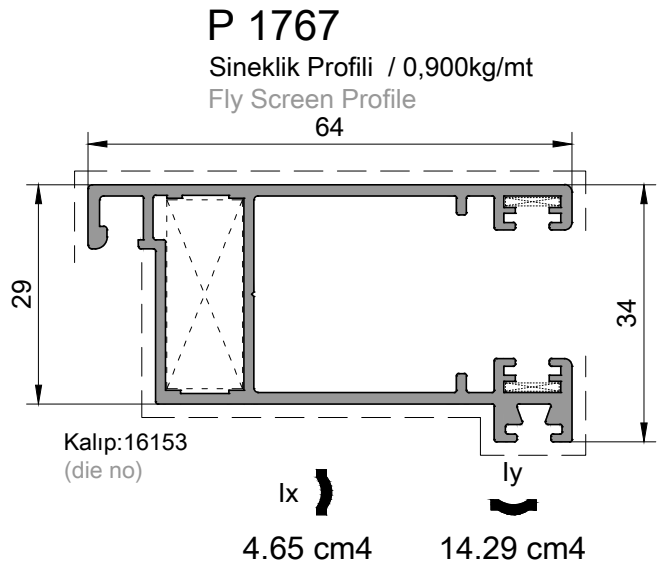
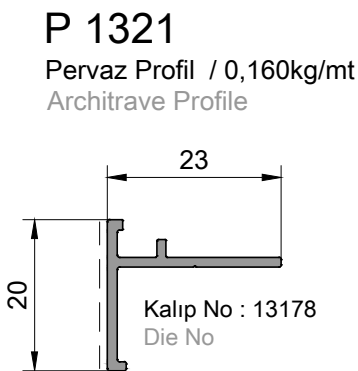
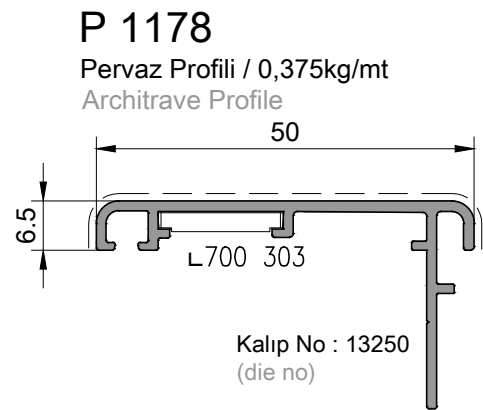
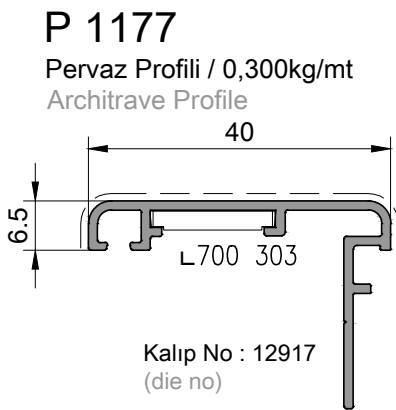
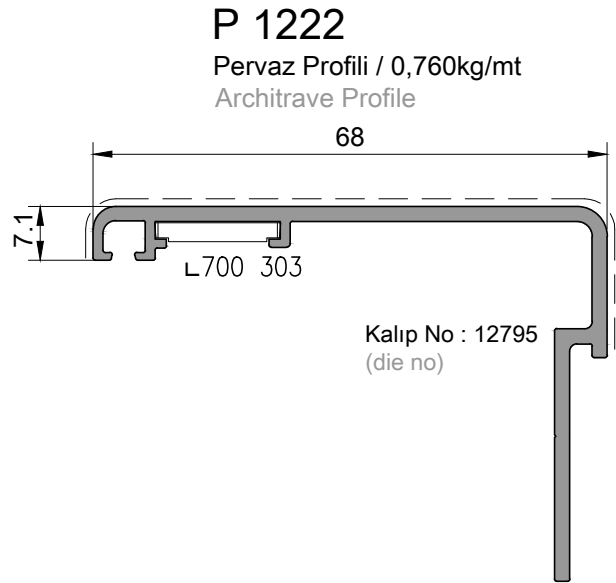
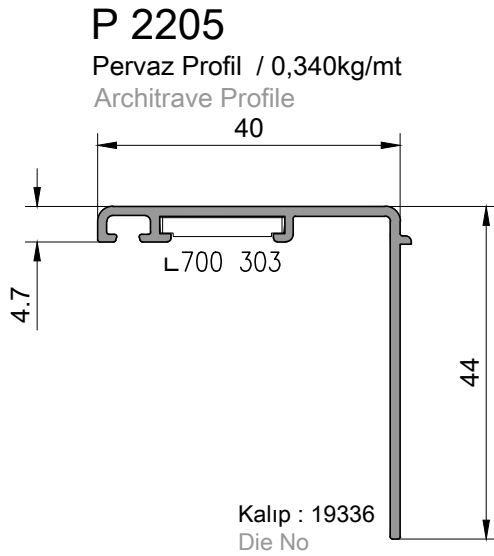
Kenet Kapak Profil / 0,560kg/mt
Interlock Cap Profile

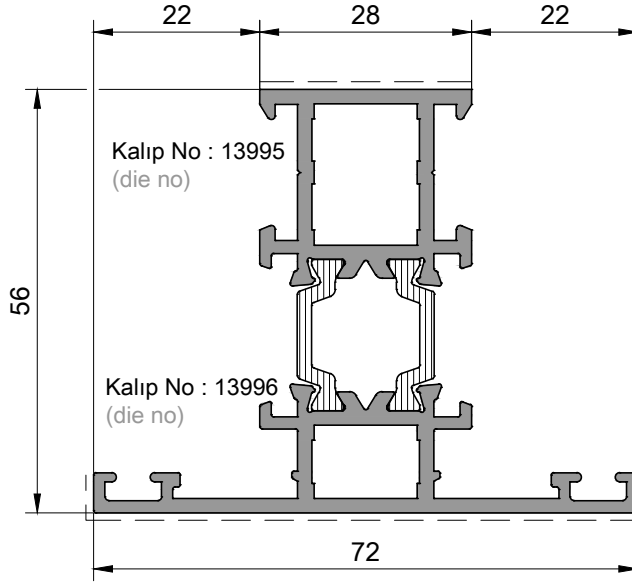


P 1283

Kenet Kapak Profil / 0,390kg/mt
Interlock Cap Profile







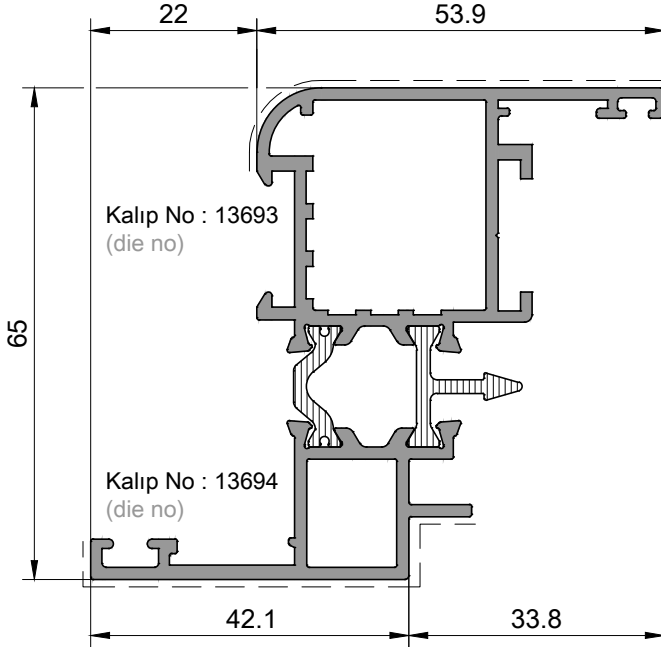
P 1244

Orta Kayıt Profili / 1,530kg/mt
Mullion Profile

ix) 17.31 cm⁴ ly) 10.65 cm⁴

P 1173

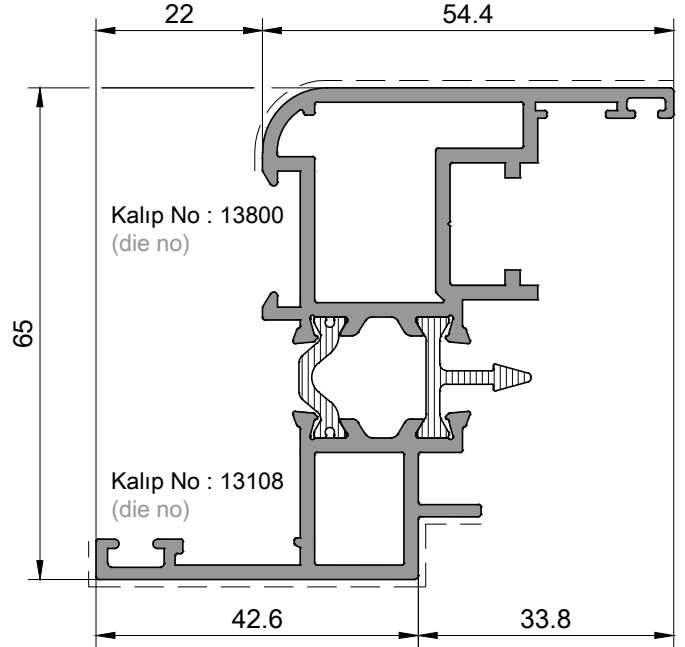
Kanat Profili / 1,535kg/mt
Sash Profile



ix) 27.42 cm⁴ ly) 7.64 cm⁴

P 1242

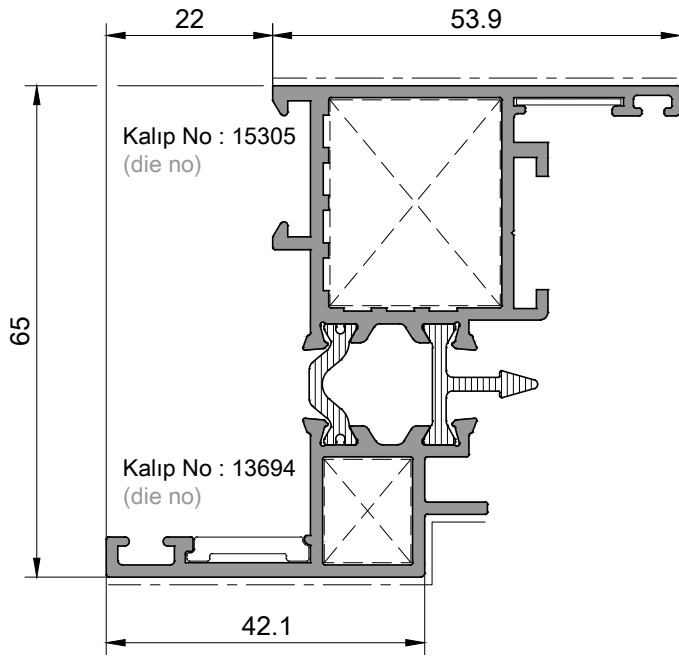
Kanat Profili / 1,715kg/mt
Sash Profile



ix) 30.22 cm⁴ ly) 8.03 cm⁴

P 1513

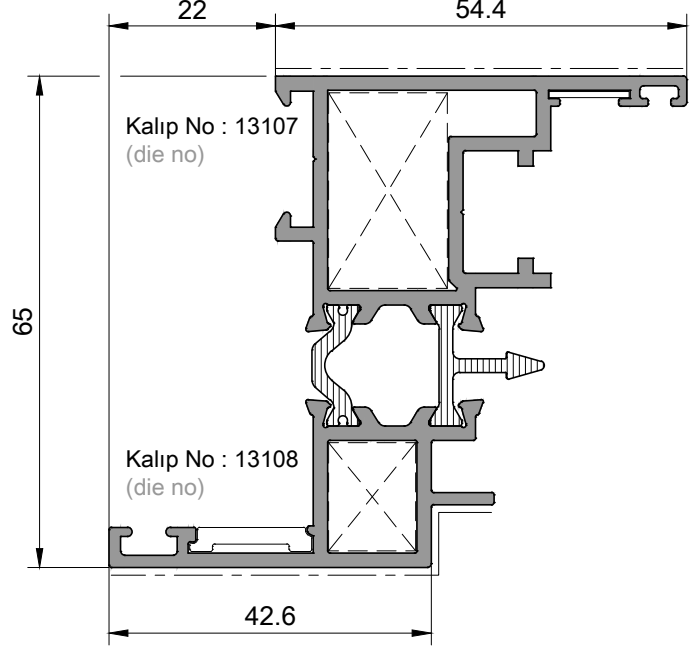
Kanat Profili / 1,540kg/mt
Sash Profile



lx) ly
27.69 cm⁴ 7.73 cm⁴

P 1170

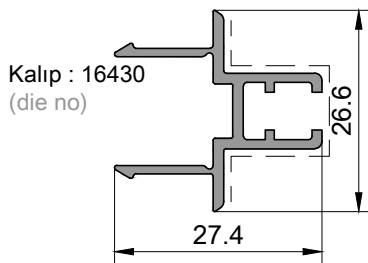
Kanat Profili / 1,700kg/mt
Sash Profile



lx) ly
30.40 cm⁴ 7.95 cm⁴

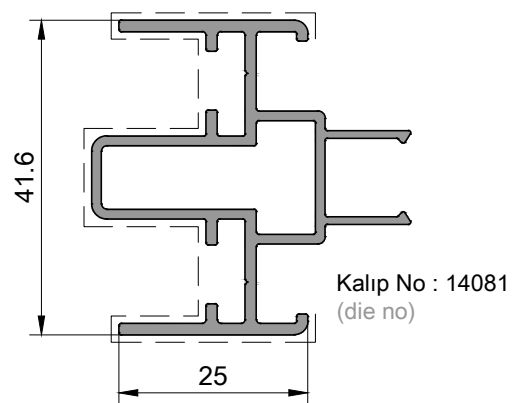
P 1770

Adaptör Profili / 0,280kg/mt
Adepter Profile



P 1284

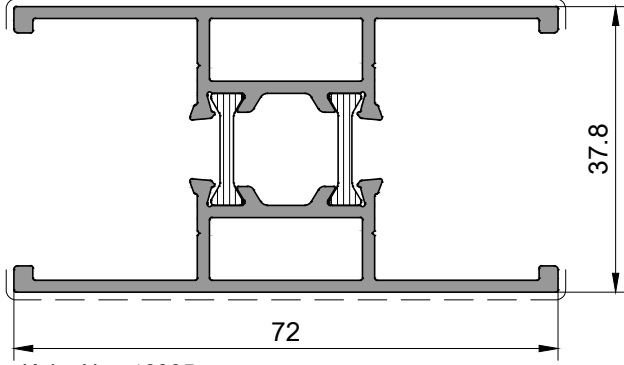
Sineklik Adaptör Profili / 0,730kg/mt
Fly Screen Adepter Profile



P 1995

Orta Kayıt Profili / 1,250kg/mt
MullionProfile

Kalıp No : 16335
(die no)



Kalıp No : 16335
(die no)

I_x

I_y

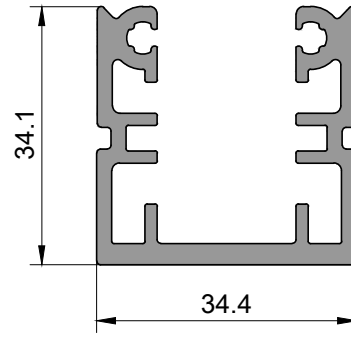
11.55 cm4

9.67 cm4

P 1996

Orta Kayıt T Bağlantı Profili / 0,935kg/mt
T connecting bracket for mullion

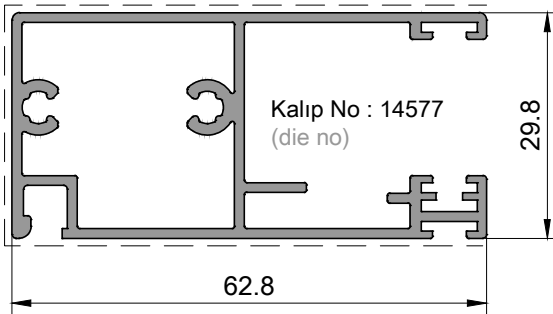
Kalıp No : 16436
(die no)



P 1347

Yatay Sineklik Profili / 0,920kg/mt
Horizontal Fly Screen Profile

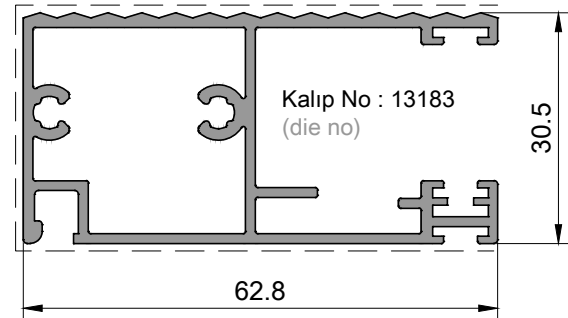
Kalıp No : 14577
(die no)



P 1285

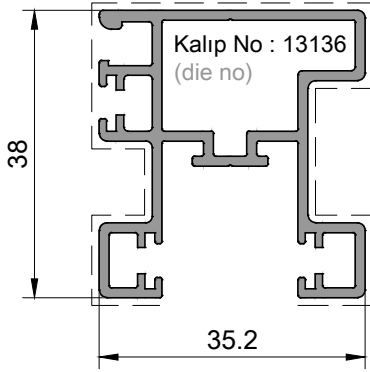
Yatay Sineklik Profili / 0,980kg/mt
Horizontal Fly Screen Profile

Kalıp No : 13183
(die no)



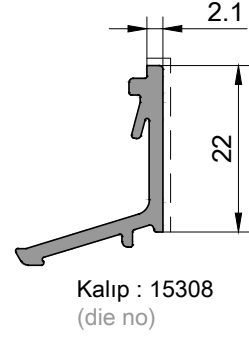
P 1286

Düşey Sineklik Profili / 0,725kg/mt
Vertical Fly Screen Profile



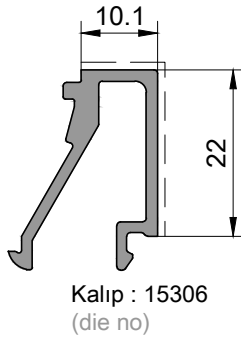
P 1496

Çıta Profili / 0,245kg/mt
Glazing Bead Profile



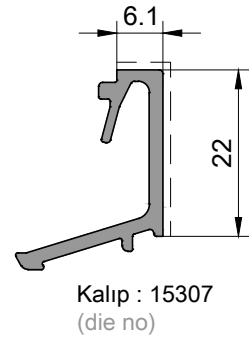
P 1494

Çıta Profili / 0,325kg/mt
Glazing Bead Profile



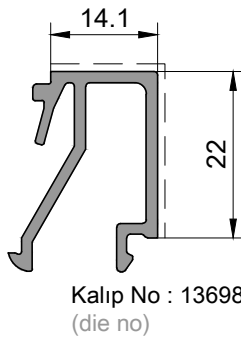
P 1495

Çıta Profili / 0,270kg/mt
Glazing Bead Profile



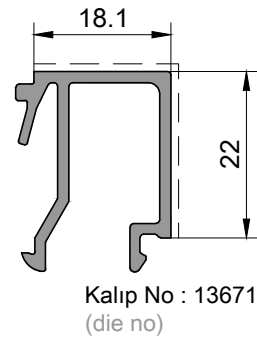
P 1176

Çıta Profili / 0,335kg/mt
Glazing Bead Profile



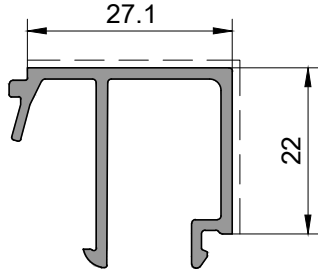
P 1179

Çıta Profili / 0,350kg/mt
Glazing Bead Profile



P 1180

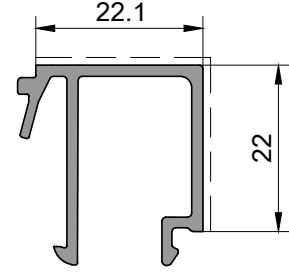
Çıta Profili / 0,380kg/mt
Glazing Bead Profile



Kalıp No : 13670
(die no)

P 1105

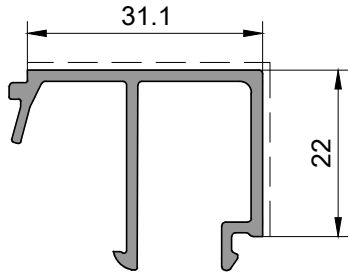
Çıta Profili / 0,360kg/mt
Glazing Bead Profile



Kalıp No : 13113
(die no)

P 1158

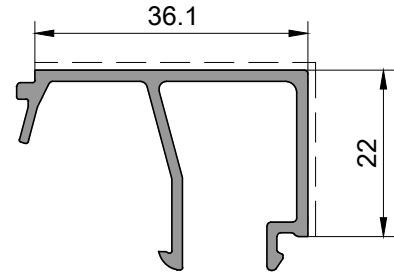
Çıta Profili / 0,365kg/mt
Glazing Bead Profile



Kalıp No : 13111
(die no)

P 1498

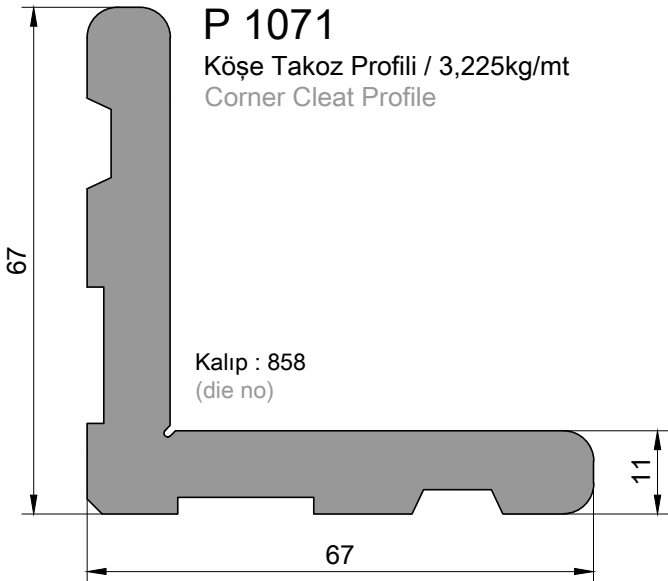
Çıta Profili / 0,415kg/mt
Glazing Bead Profile



Kalıp : 15310
(die no)

P 1071

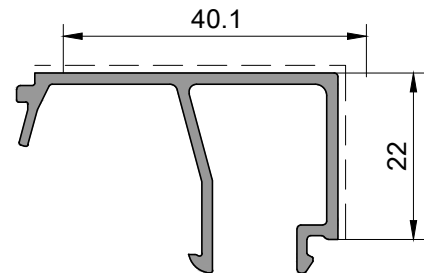
Köşe Takoz Profili / 3,225kg/mt
Corner Cleat Profile



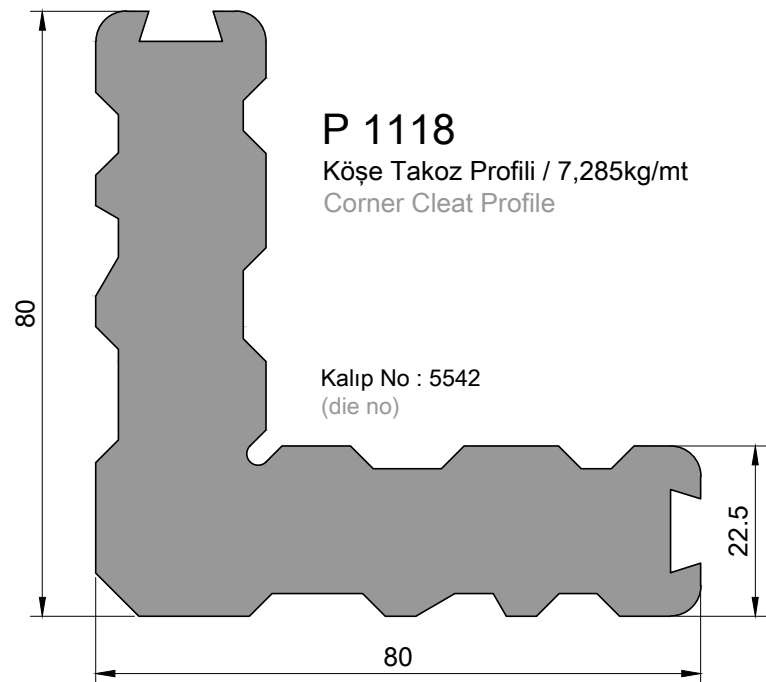
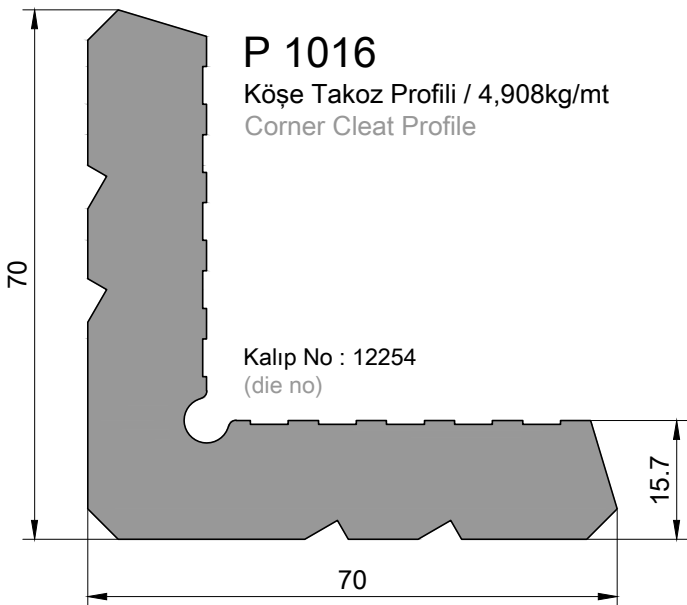
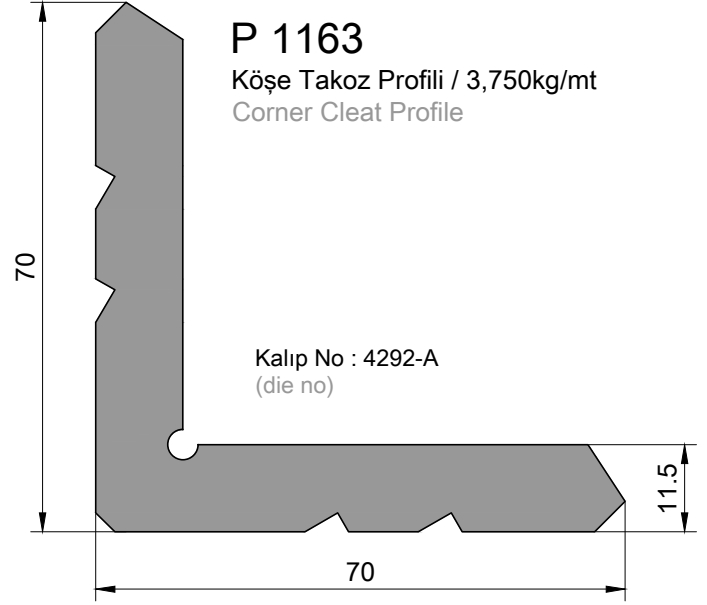
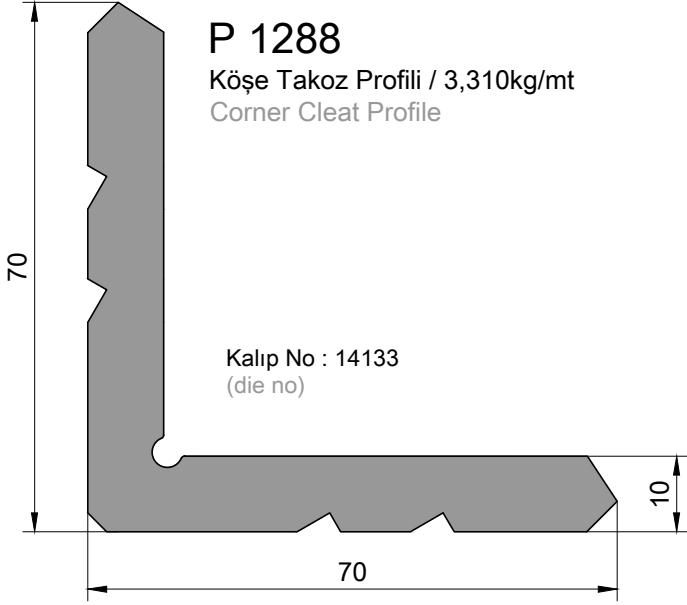
Kalıp : 858
(die no)

P 1497

Çıta Profili / 0,435kg/mt
Glazing Bead Profile

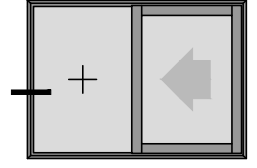


Kalıp : 15309
(die no)

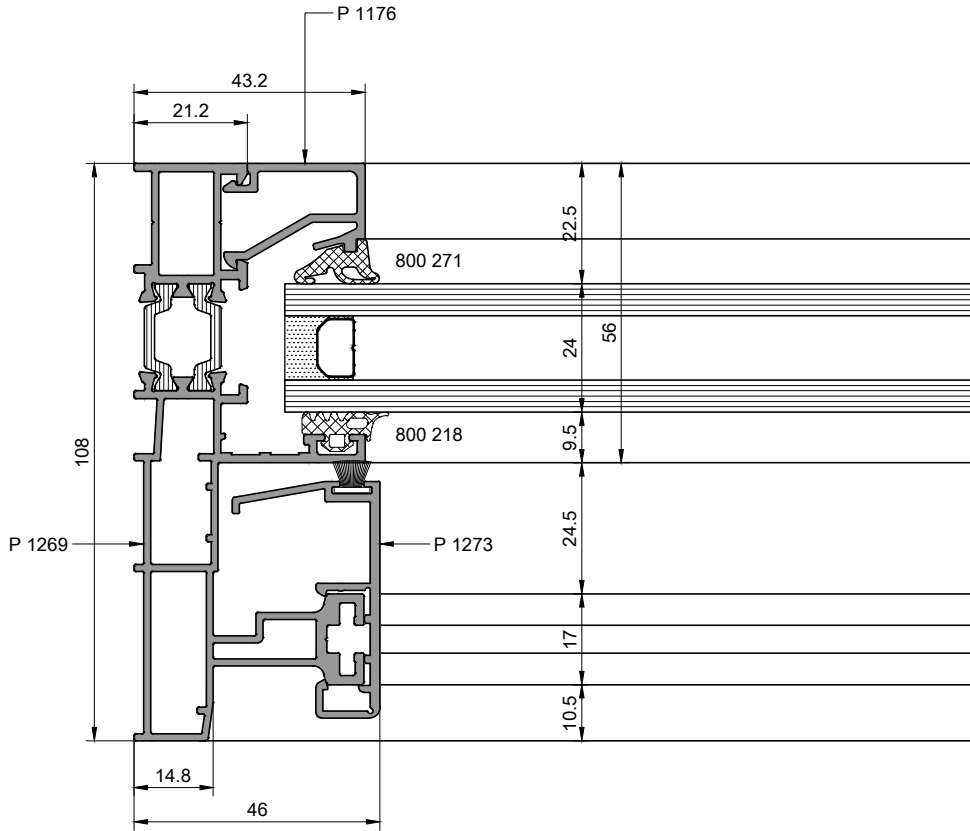


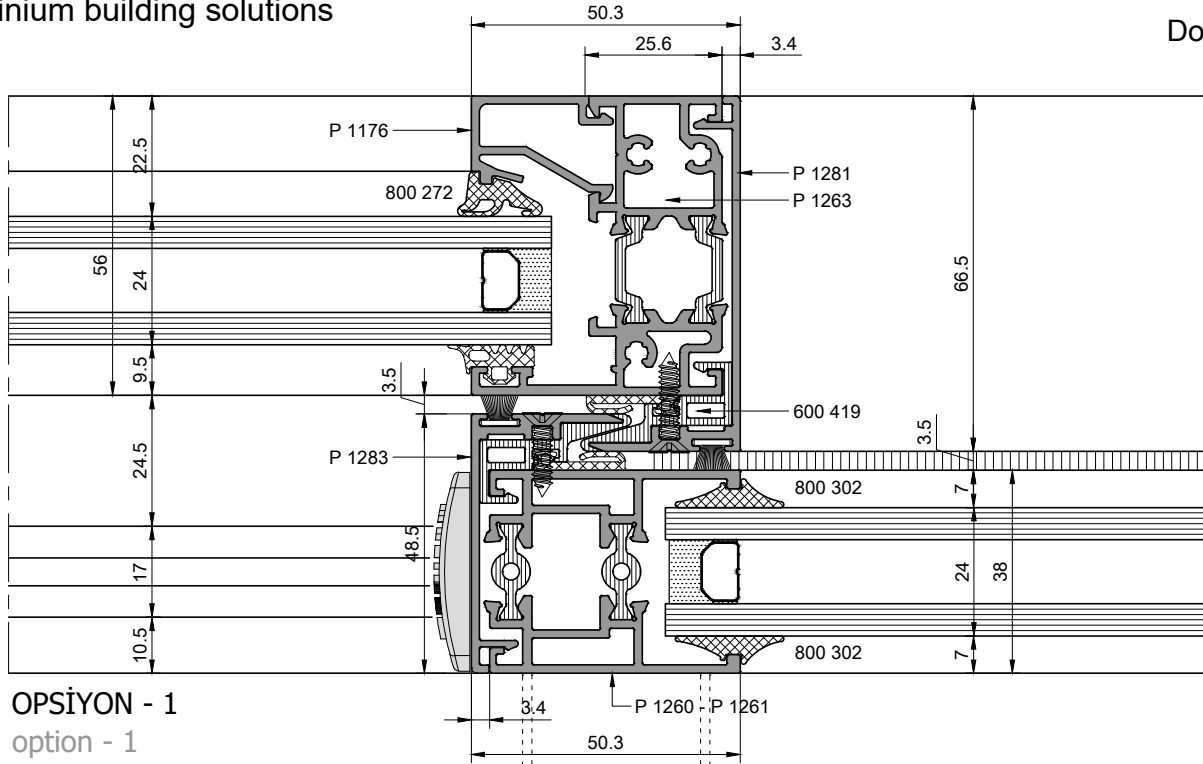
NOVA 90
BASİT SÜRME KAPI ve PENCERE SİSTEMİ
SIMPLE SLIDE DOOR and WINDOW SYSTEM

TEK RAYLI KASA SİSTEM DETAYLARI
SINGLE TRACK RAIL PRINCIPAL SECTION

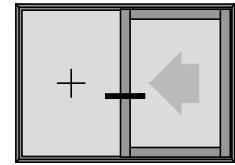


dış görünüş-external view

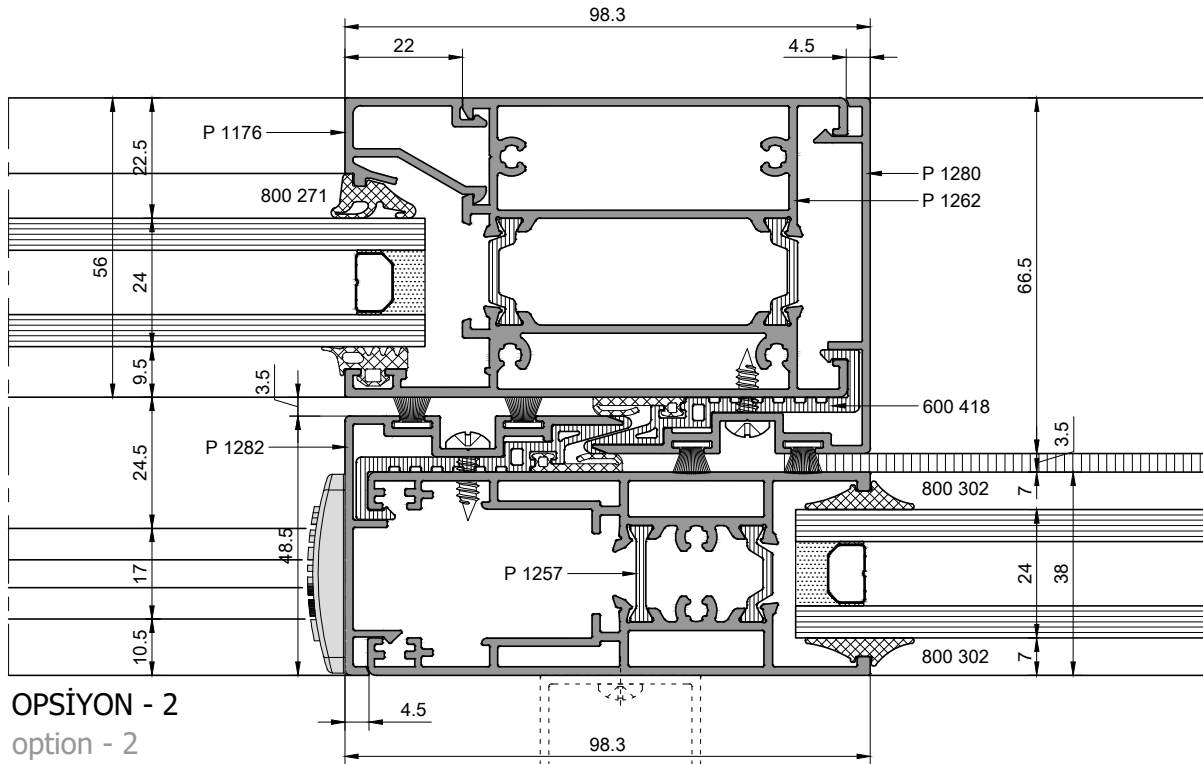




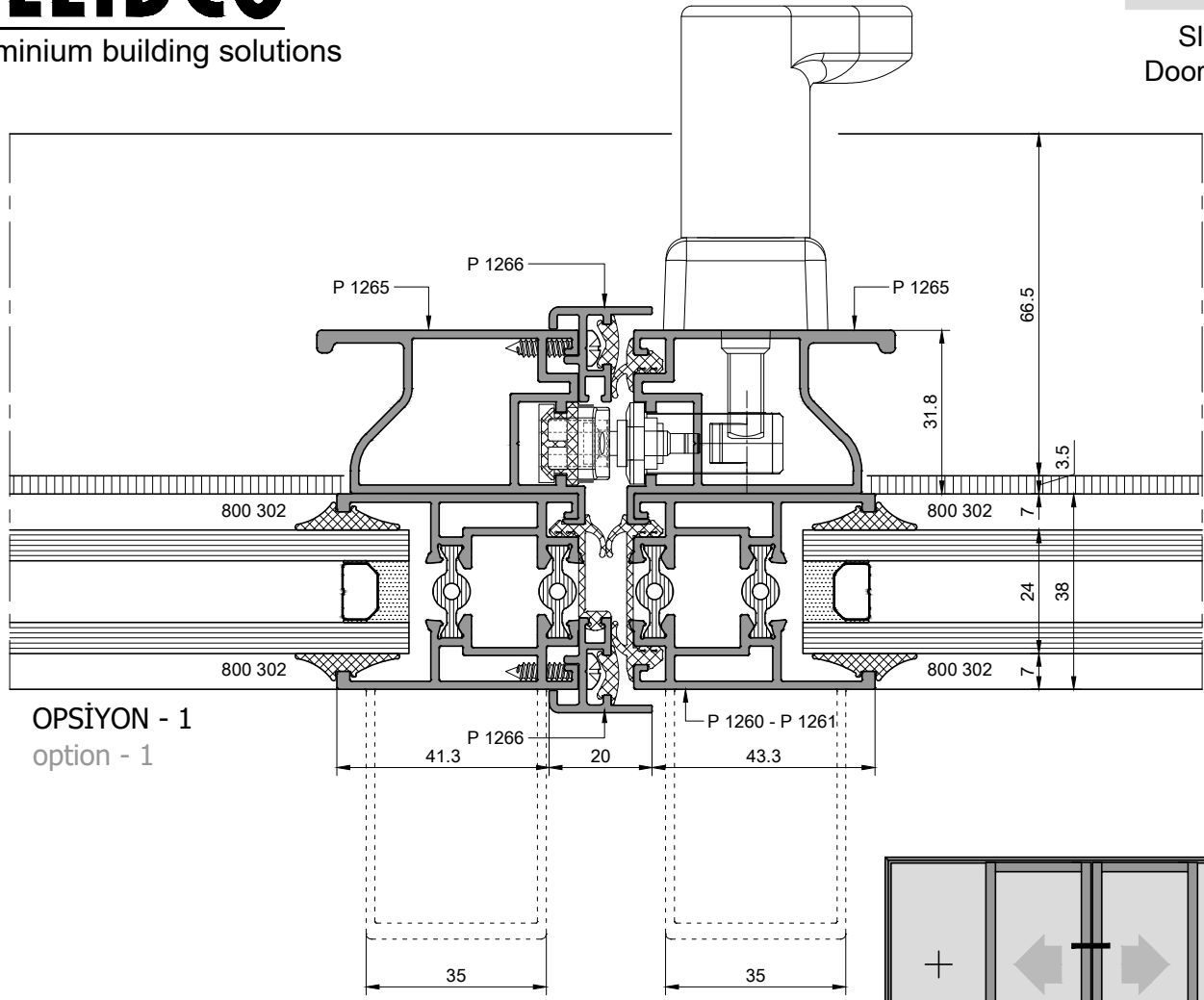
OPSIYON - 1
option - 1



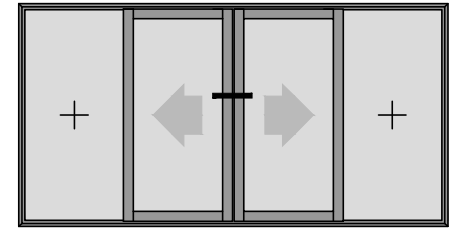
dış görünüş-external view



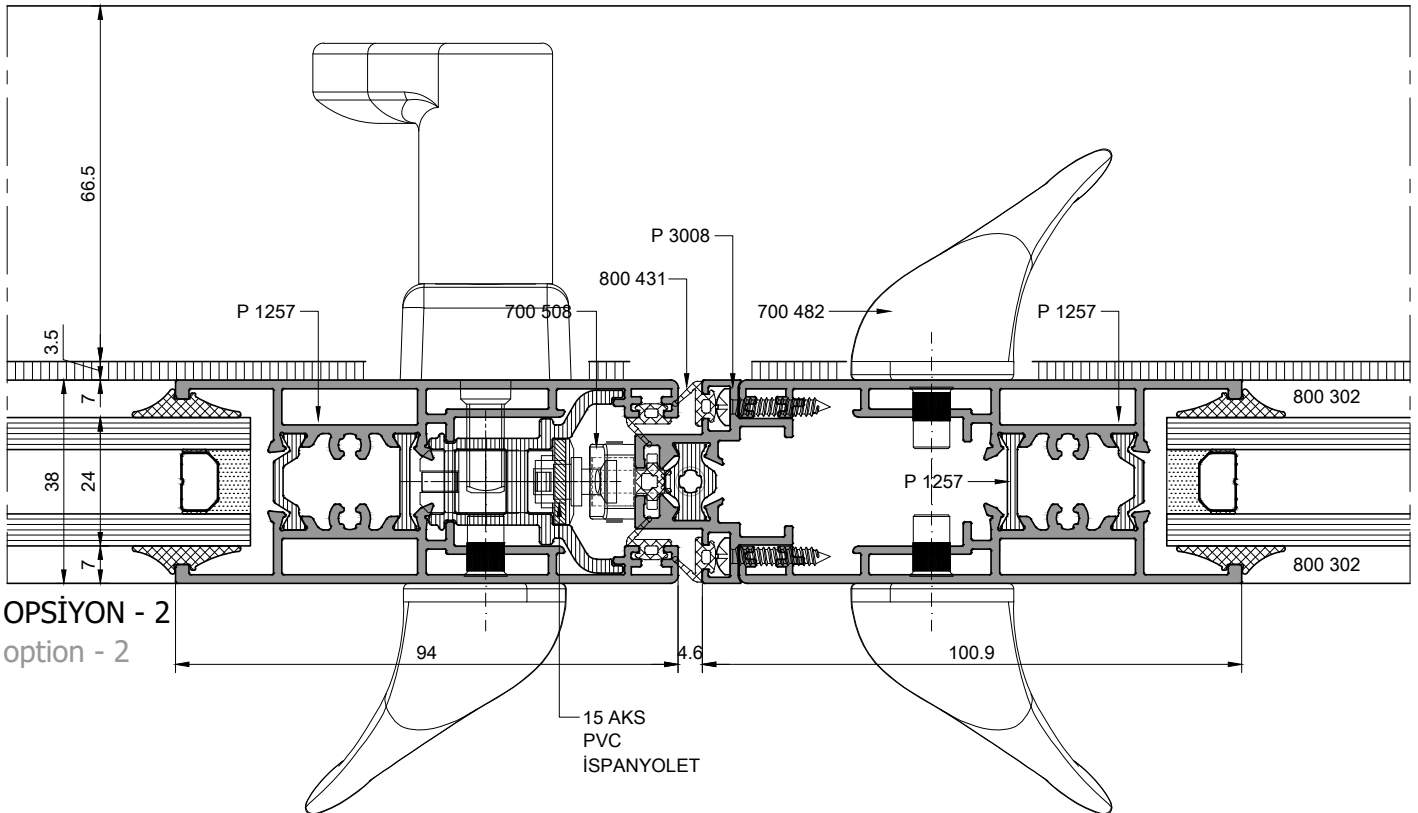
OPSIYON - 2
option - 2



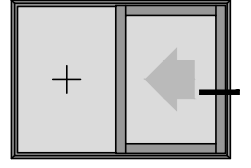
OPSİYON - 1
option - 1



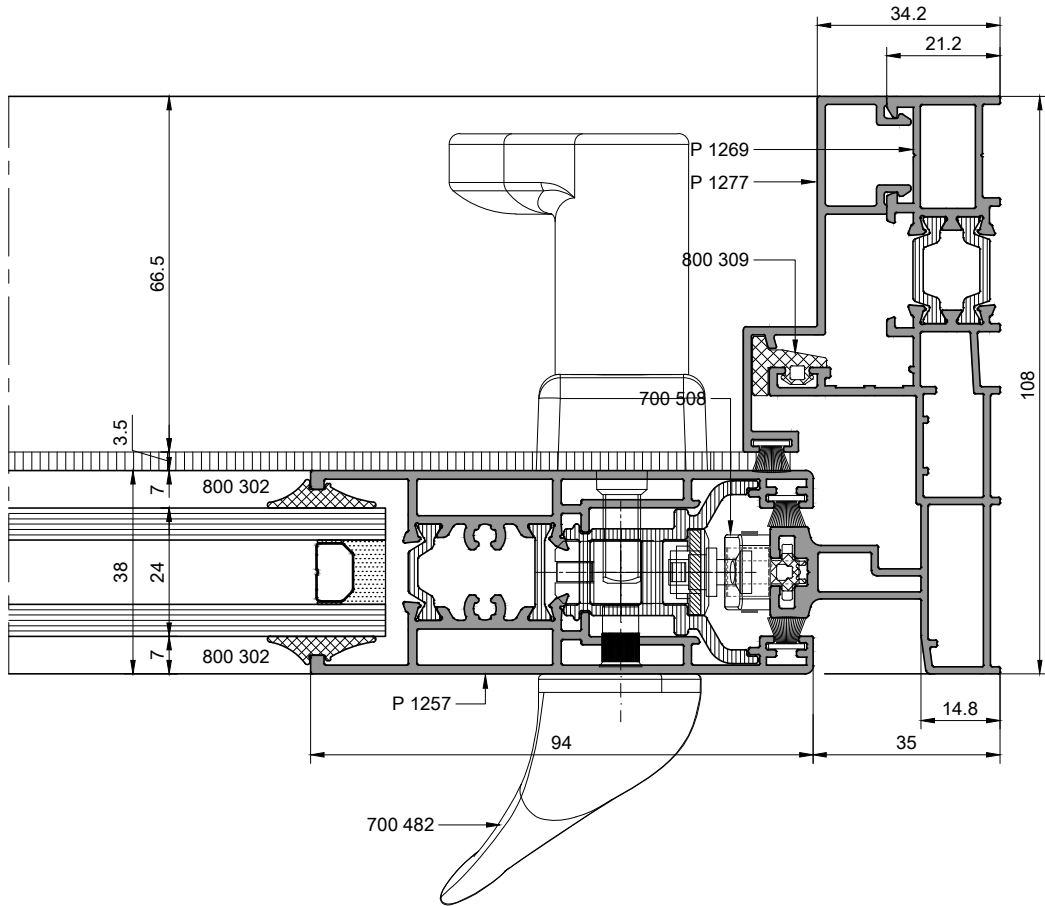
dış görünüş-external view

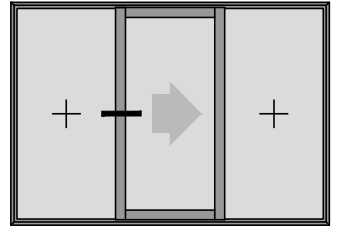


OPSİYON - 2
option - 2

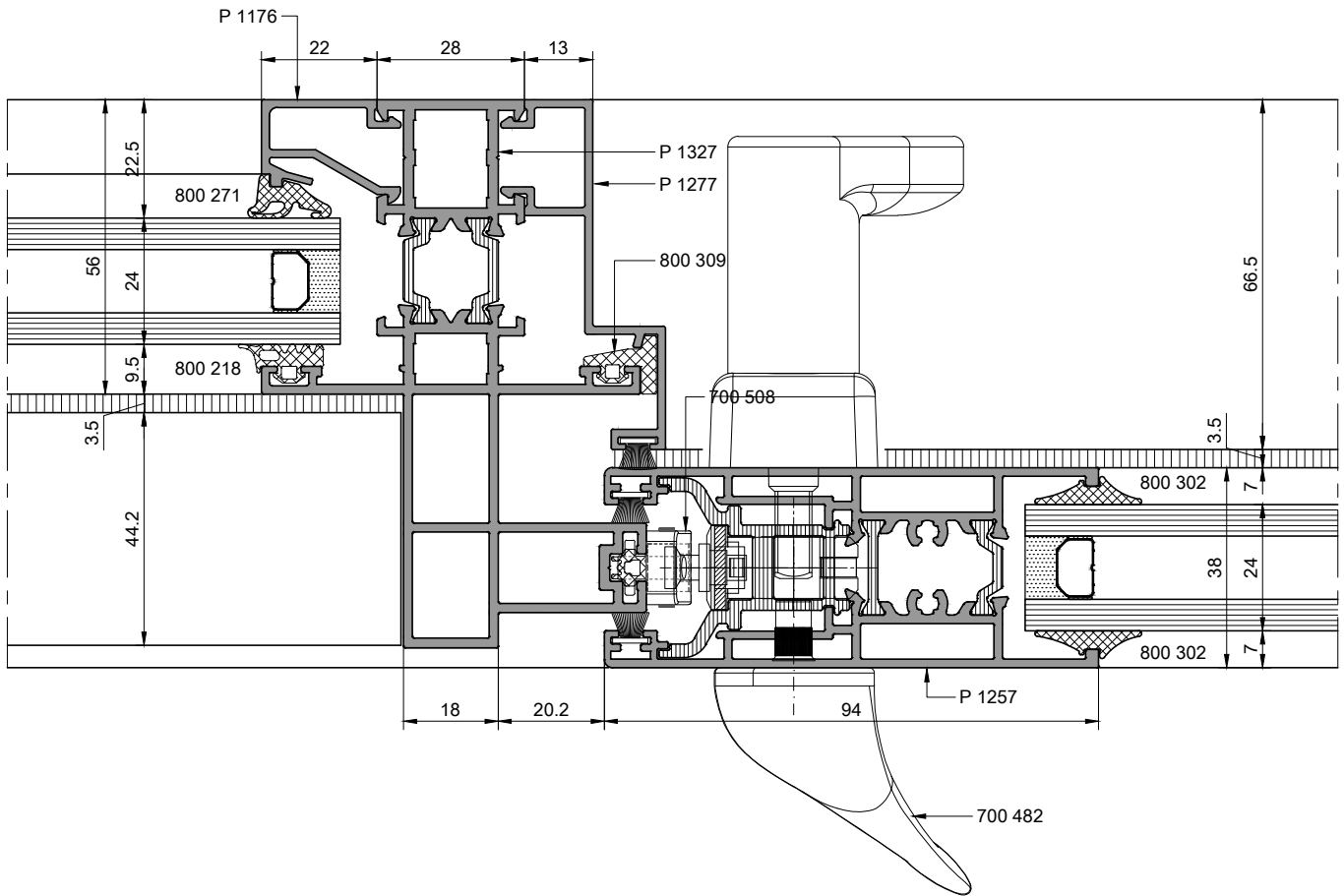


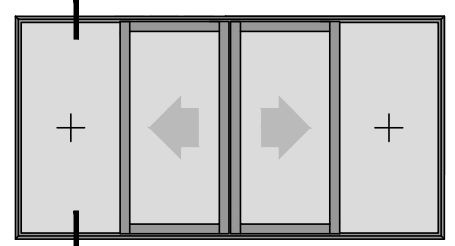
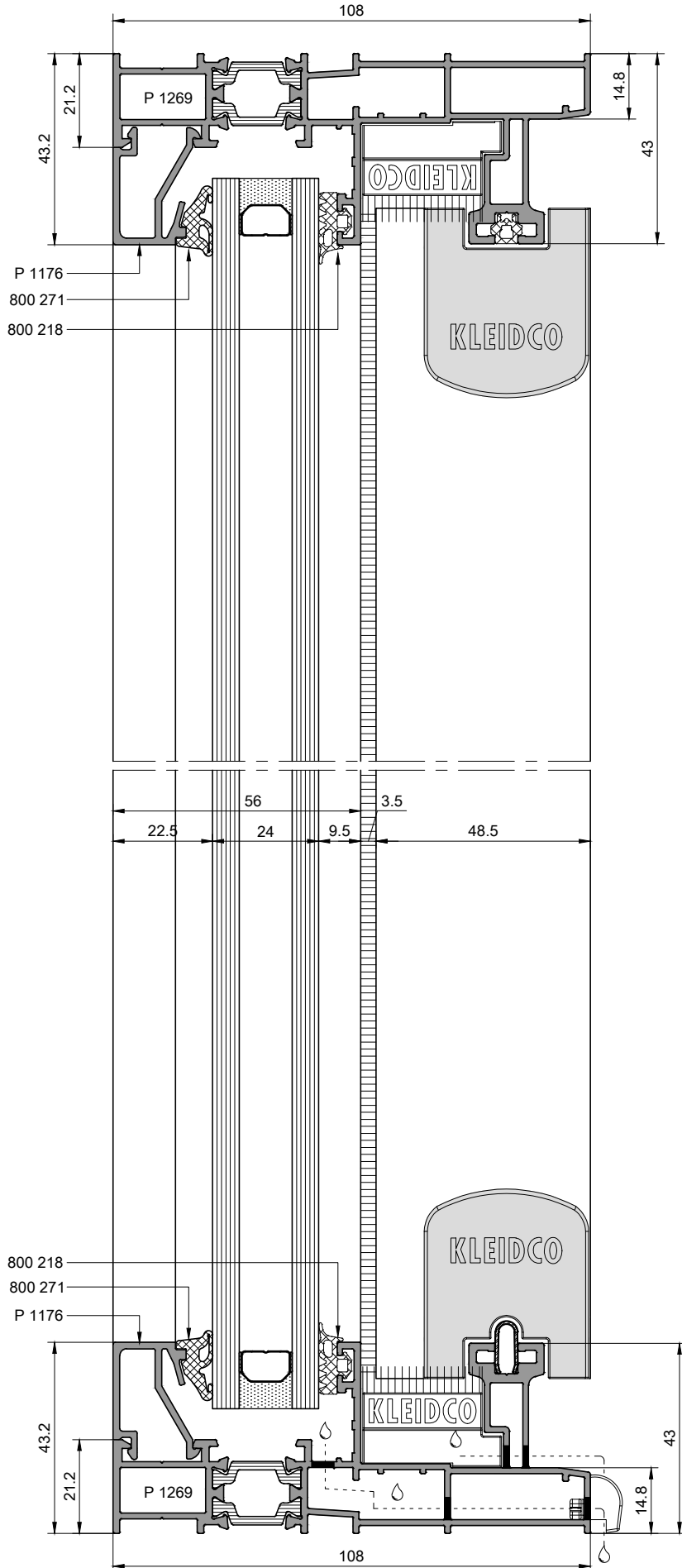
dış görünüş-external view



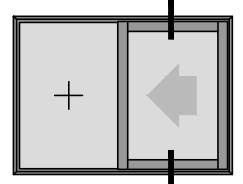
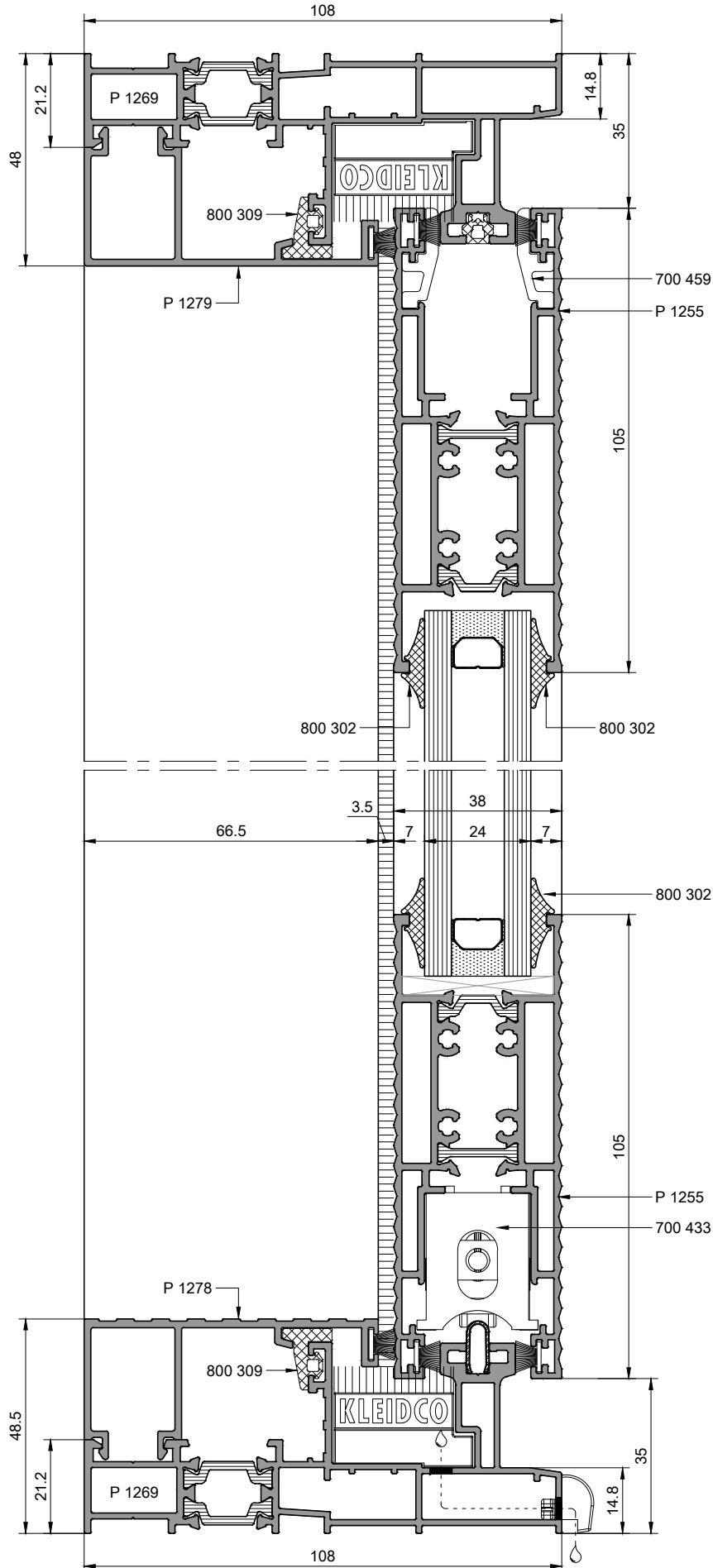


dış görünüş external view

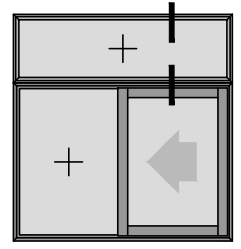
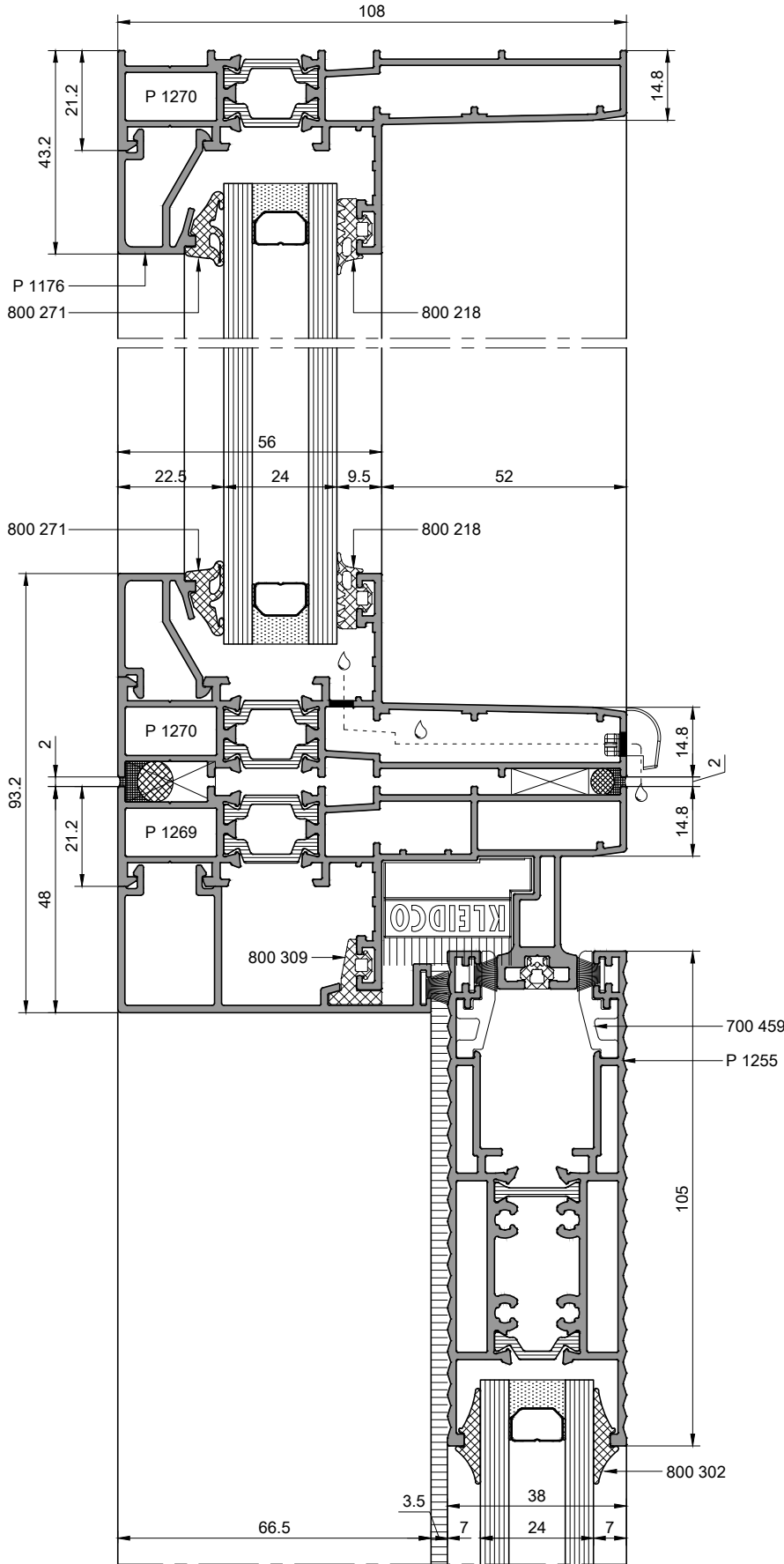




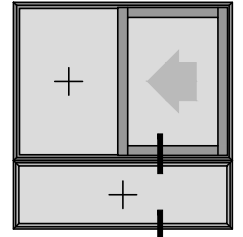
dış görünüş external view



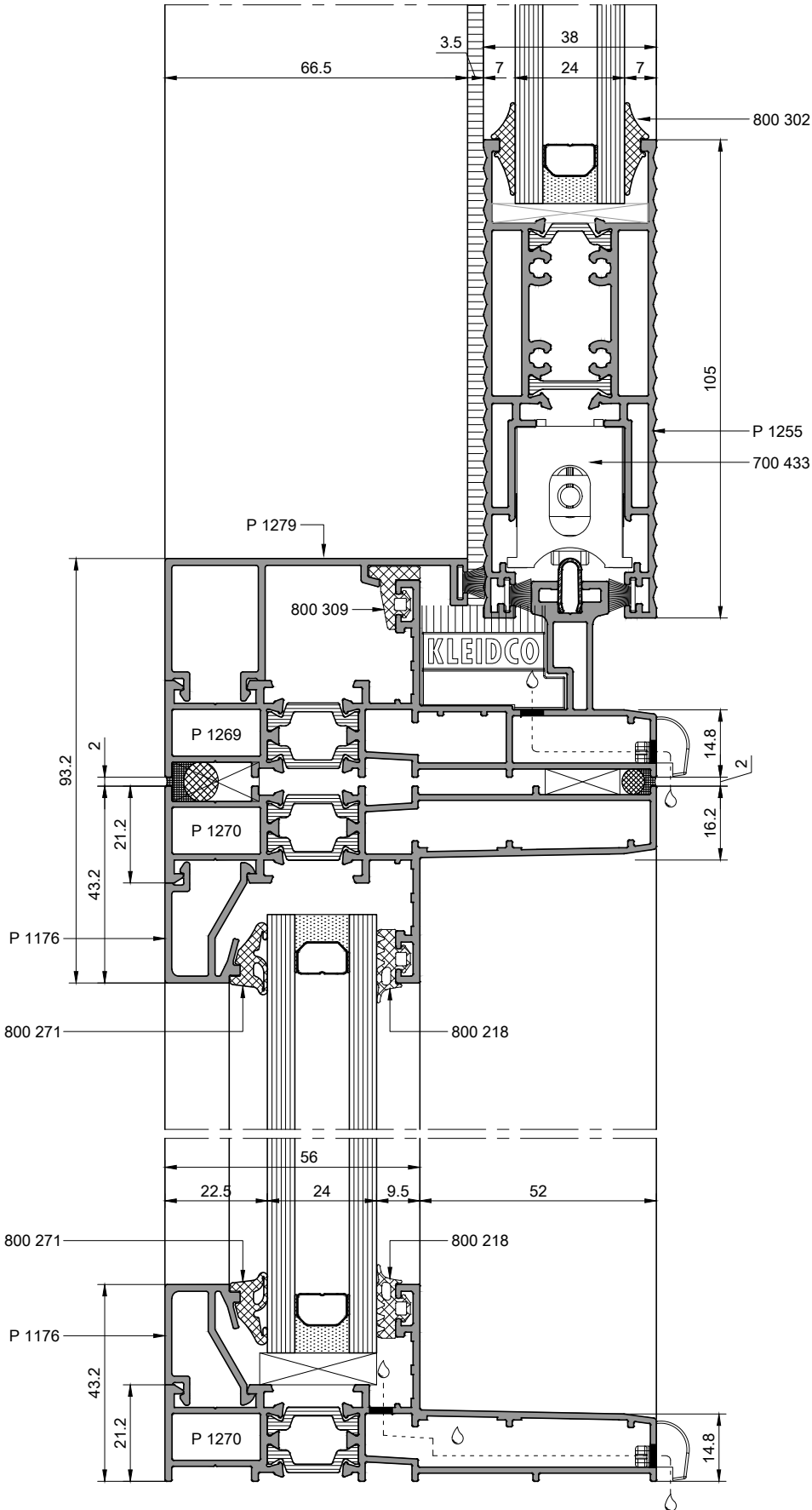
dış görünüş-external view

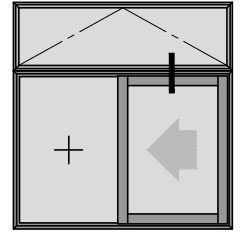


dış görünüş-external view

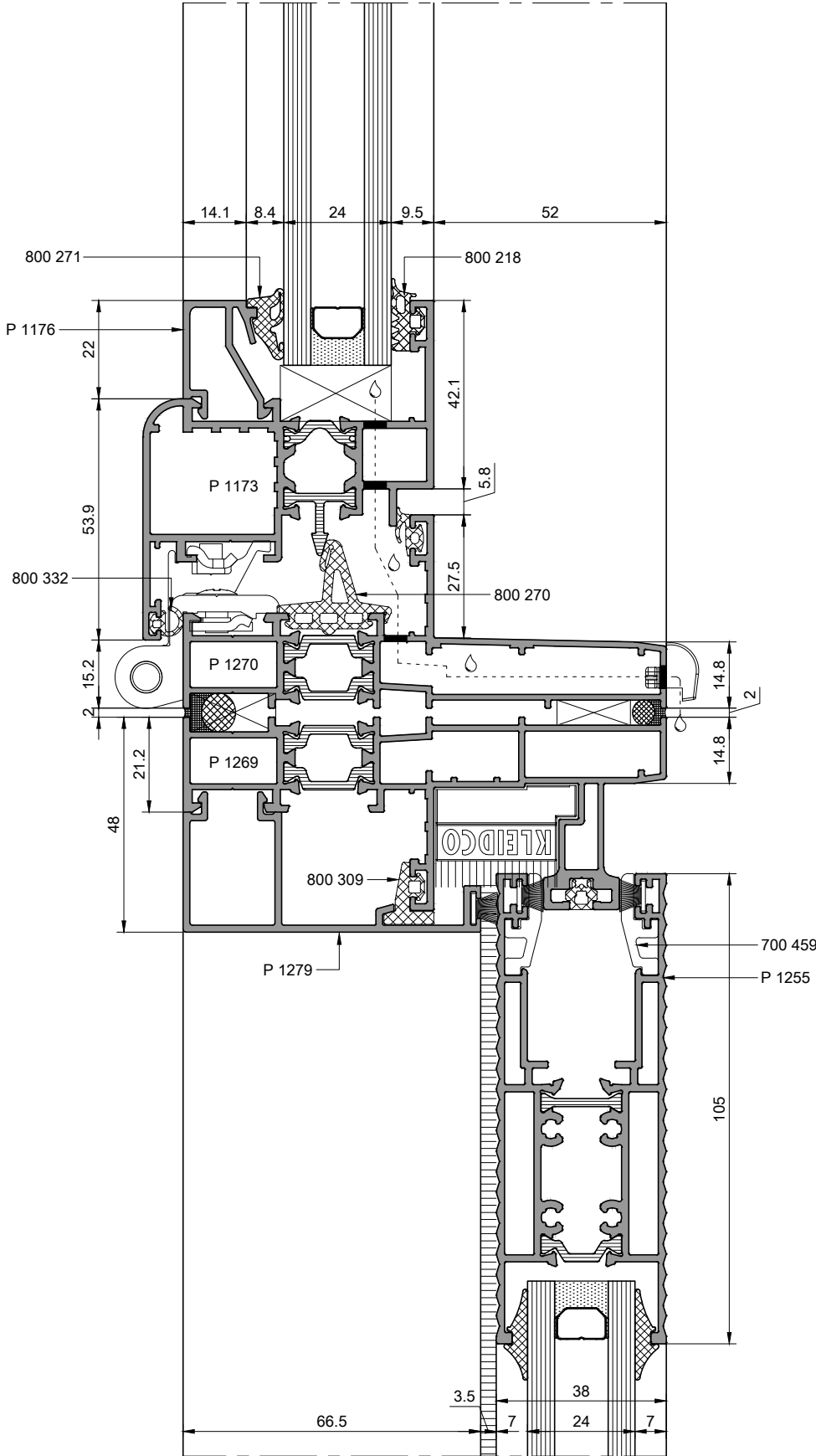


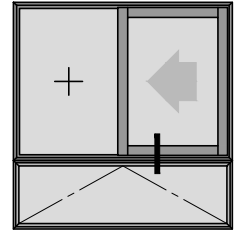
dış görünüş-external view



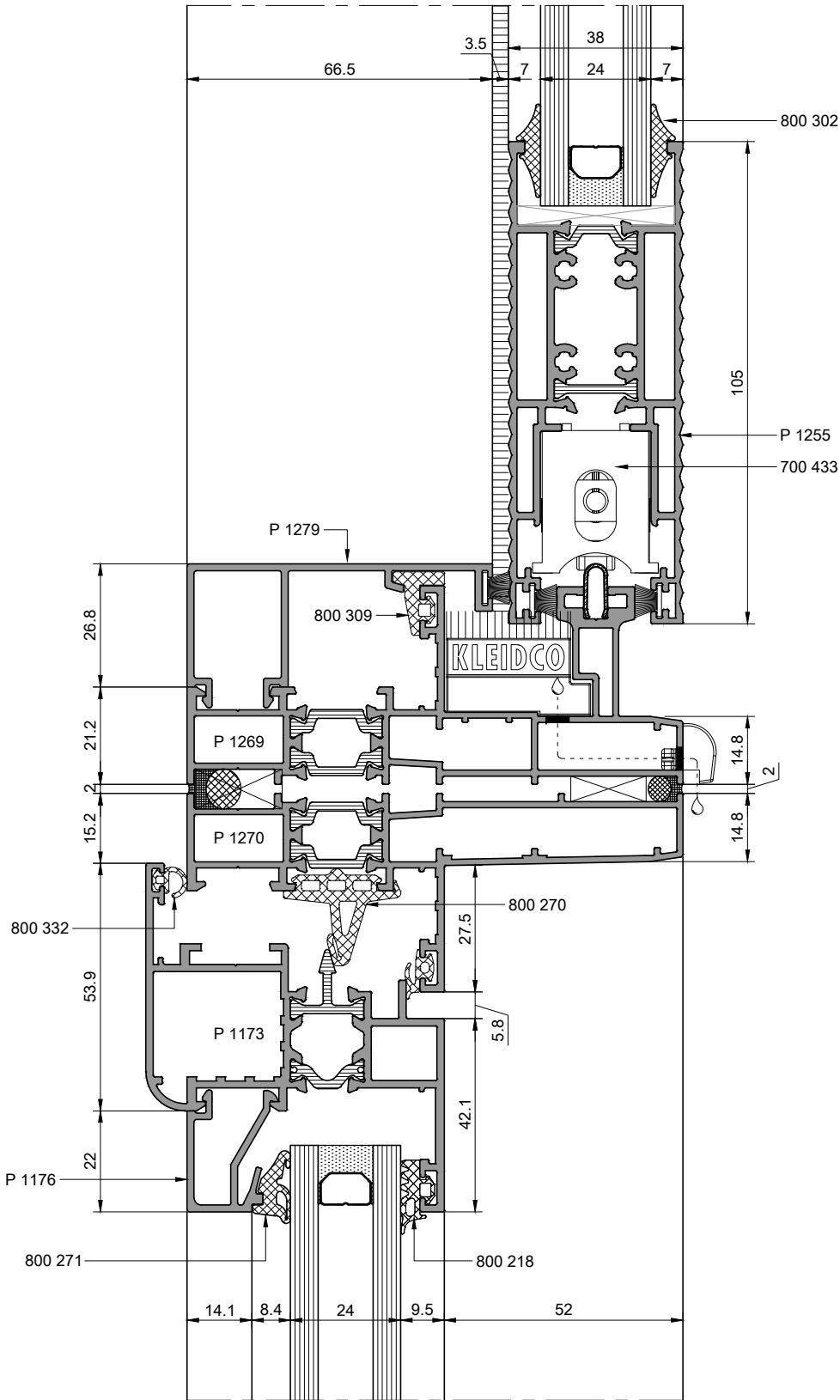


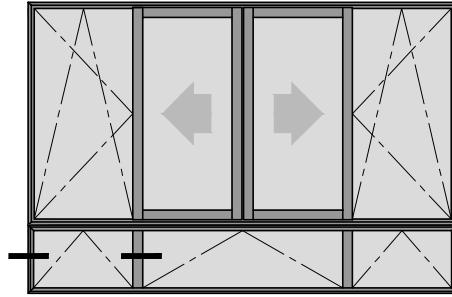
dış görünüş-external view



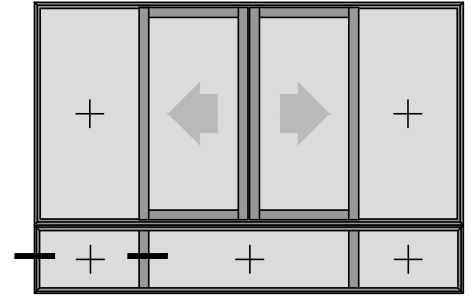


dış görünüş-external view

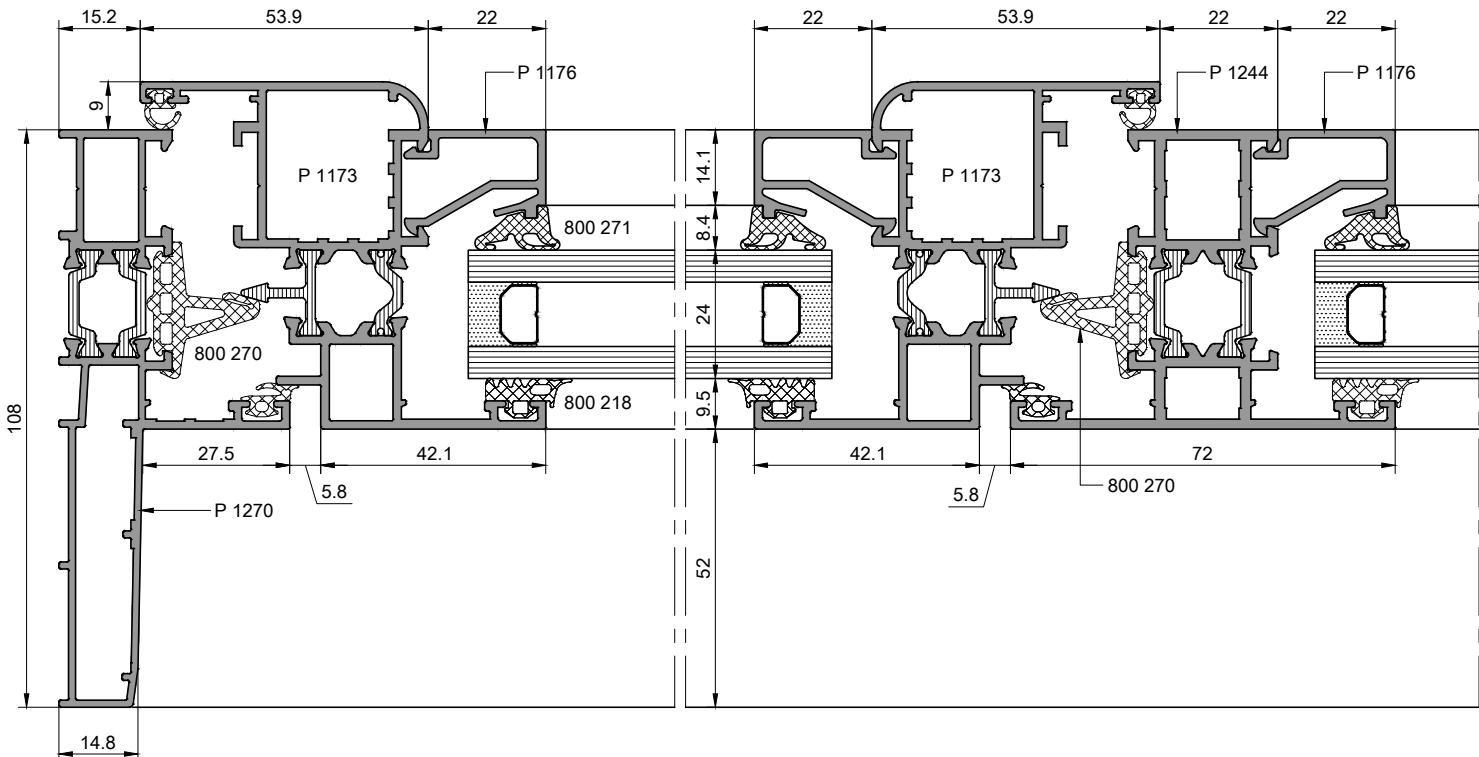
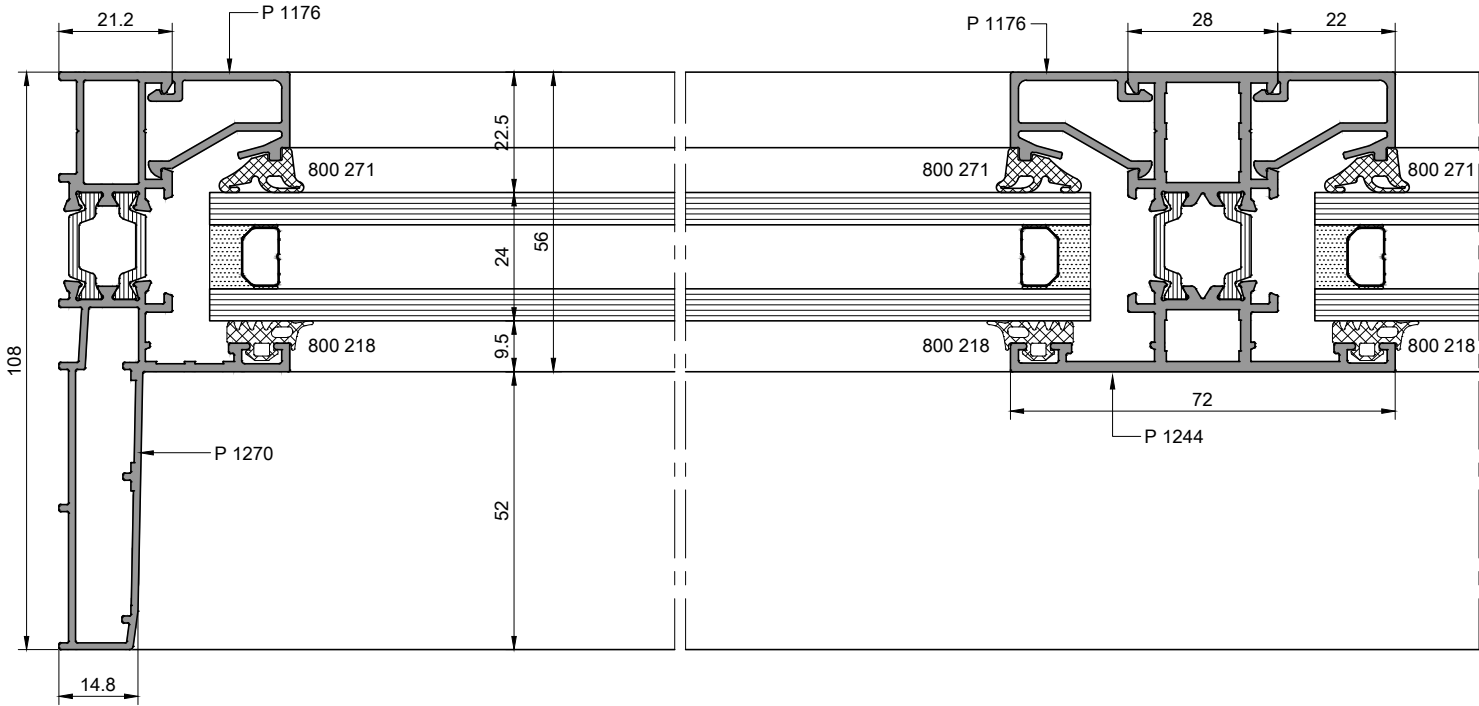


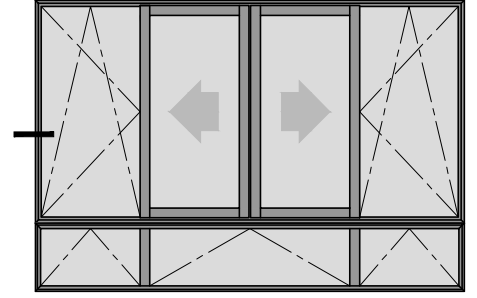


dış görünüş-external view

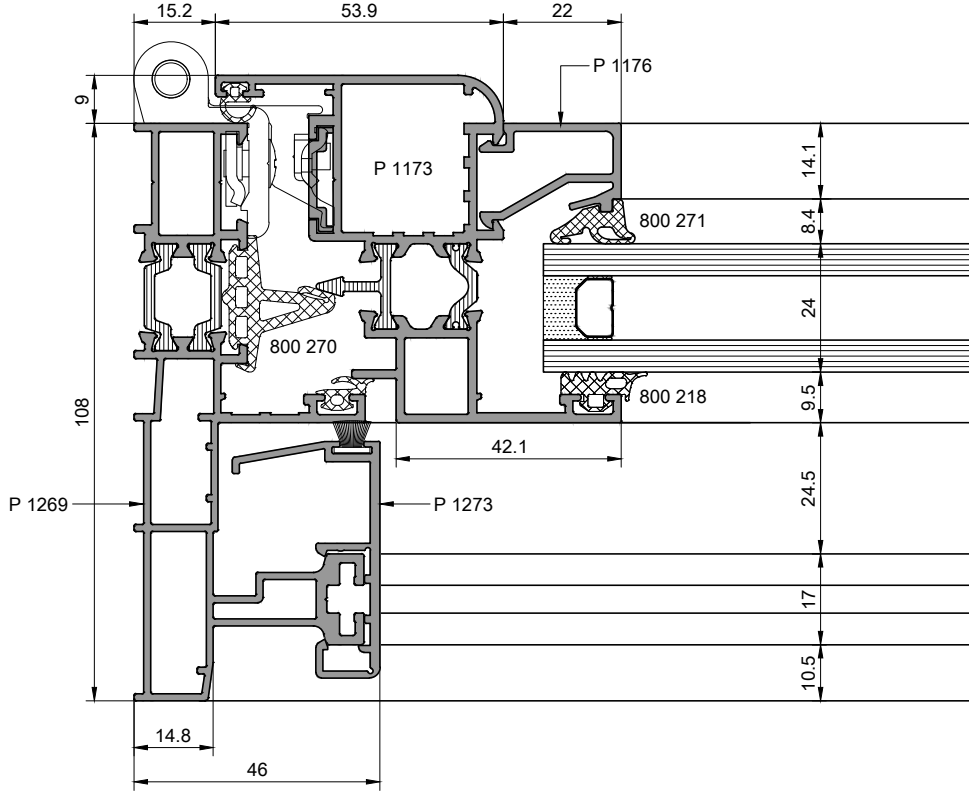


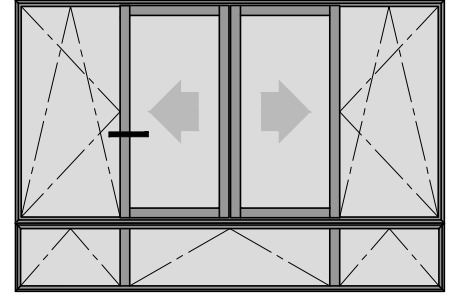
dış görünüş-external view



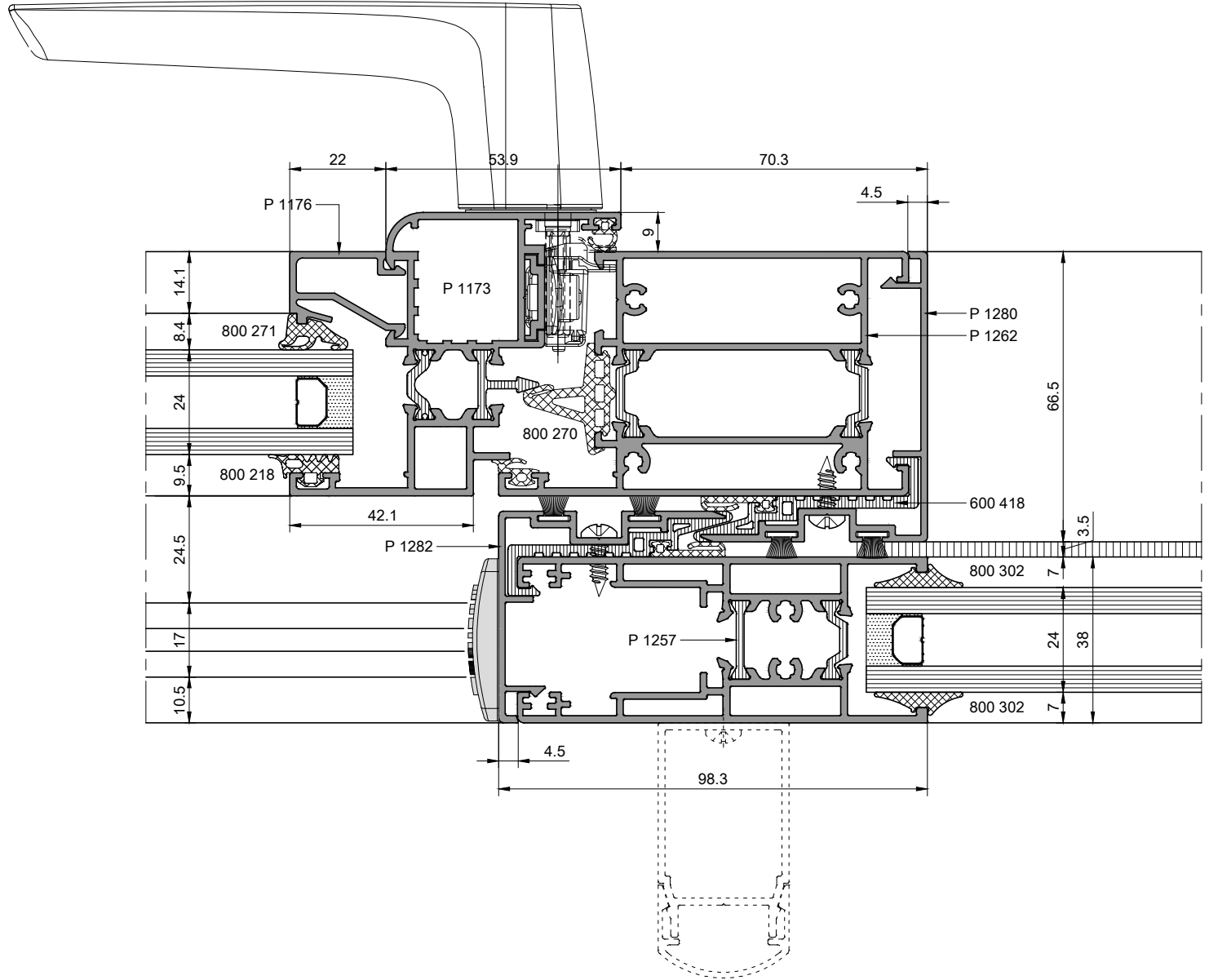


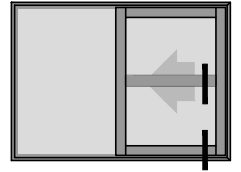
dış görünüş-external view



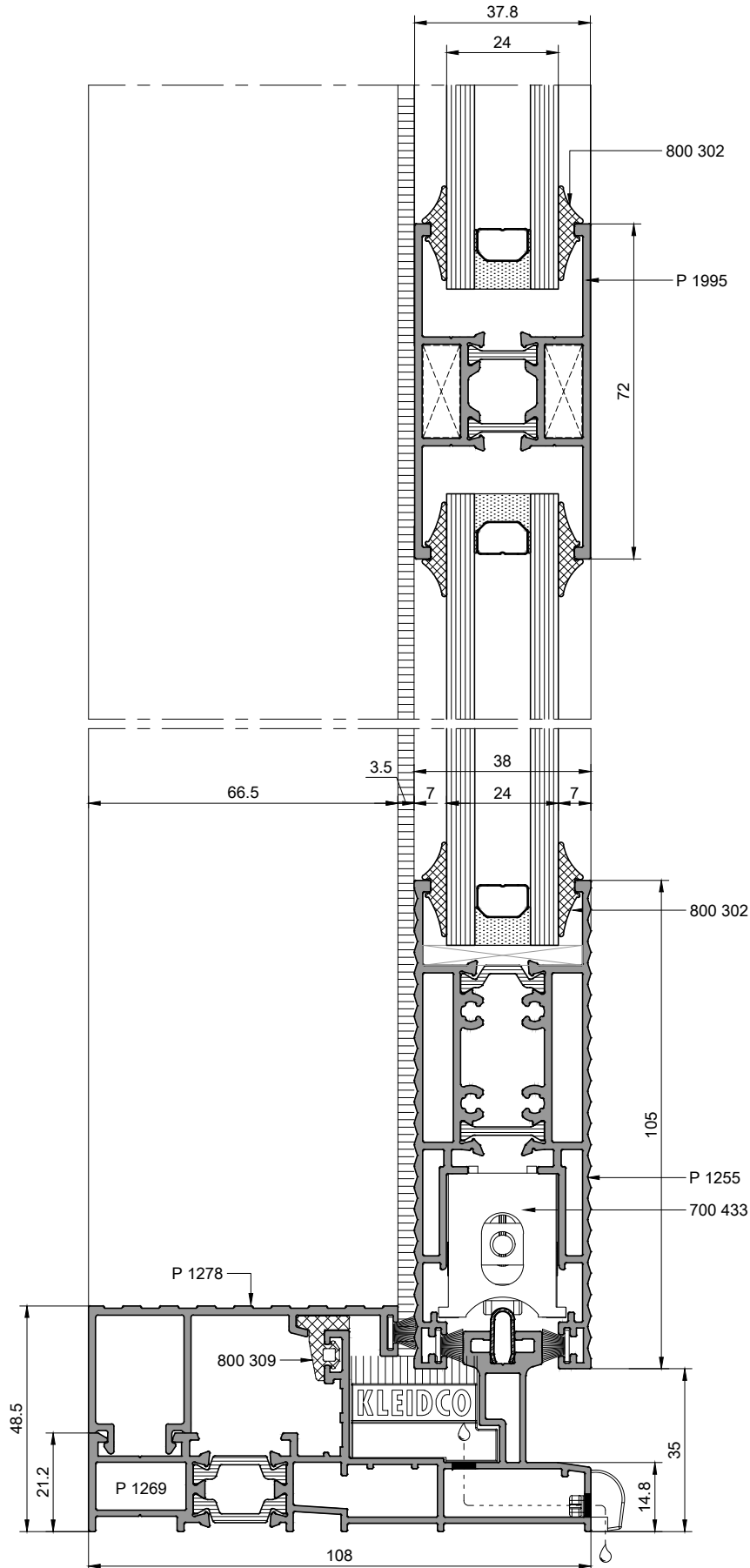


dış görünüş-external view



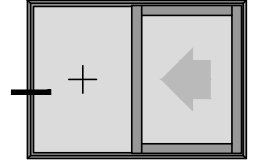


dış görünüş-external view

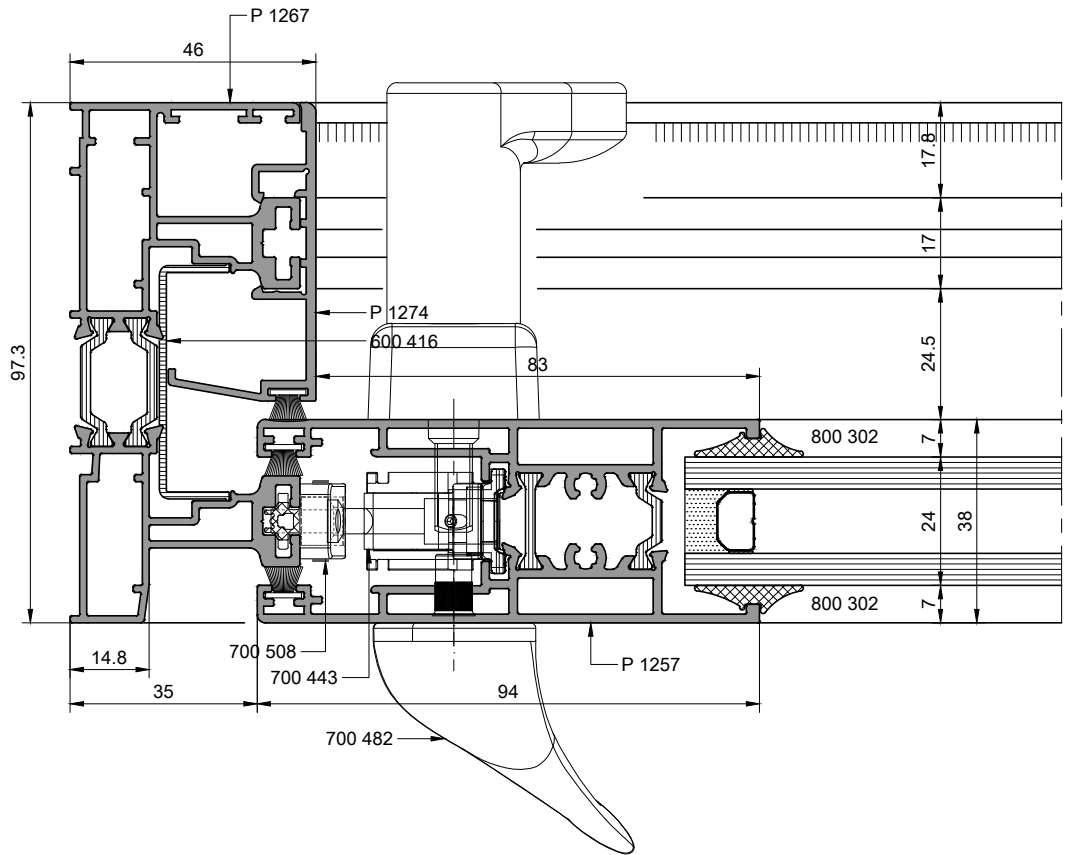


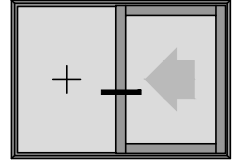
NOVA 90
BASİT SÜRME KAPI ve PENCERE SİSTEMİ
SIMPLE SLIDE DOOR and WINDOW SYSTEM

ÇİFT RAYLI KASA SİSTEM DETAYLARI
DOUBLE TRACK RAIL PRINCIPAL SECTION

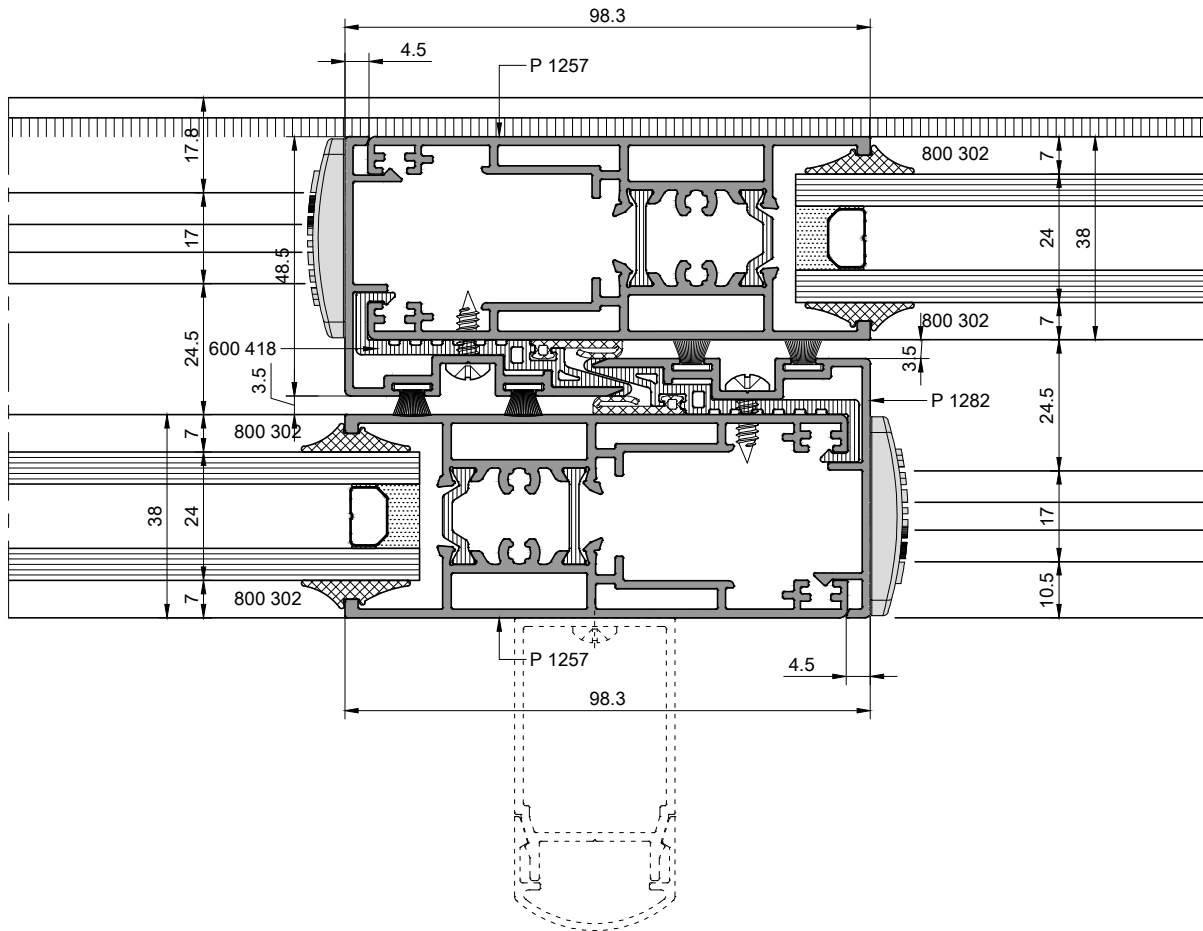


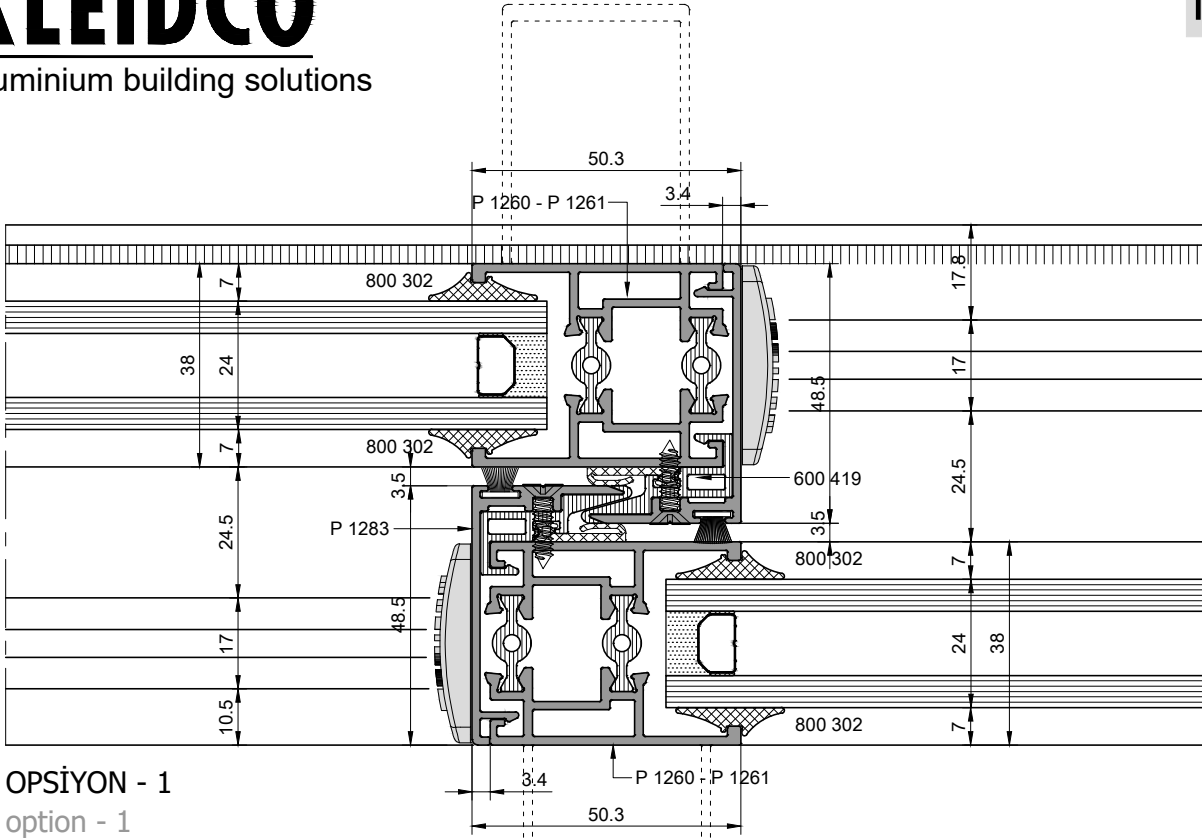
dış görünüş-external view



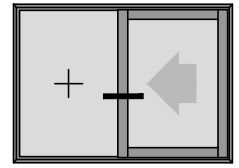


dış görünüş-external view

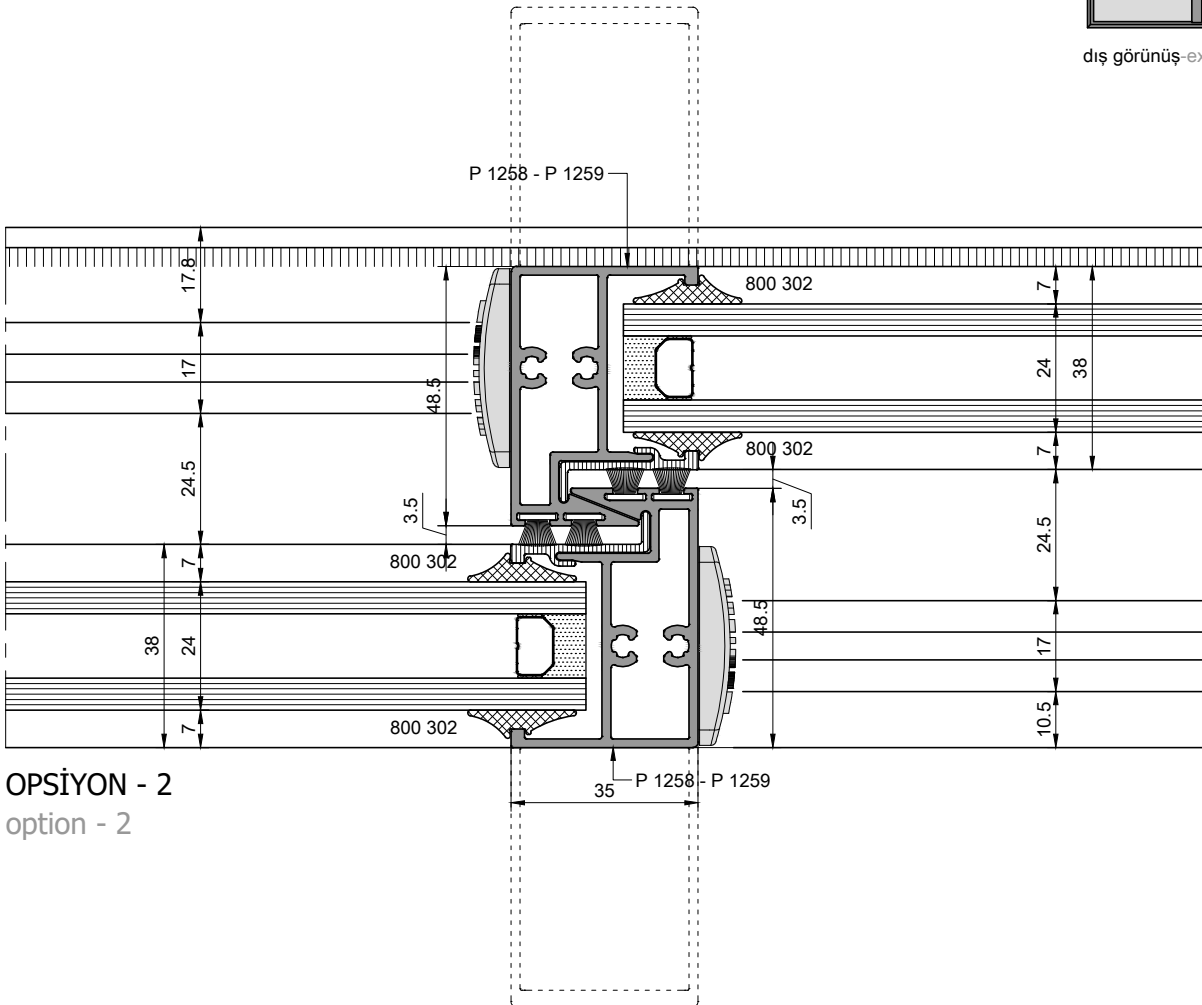




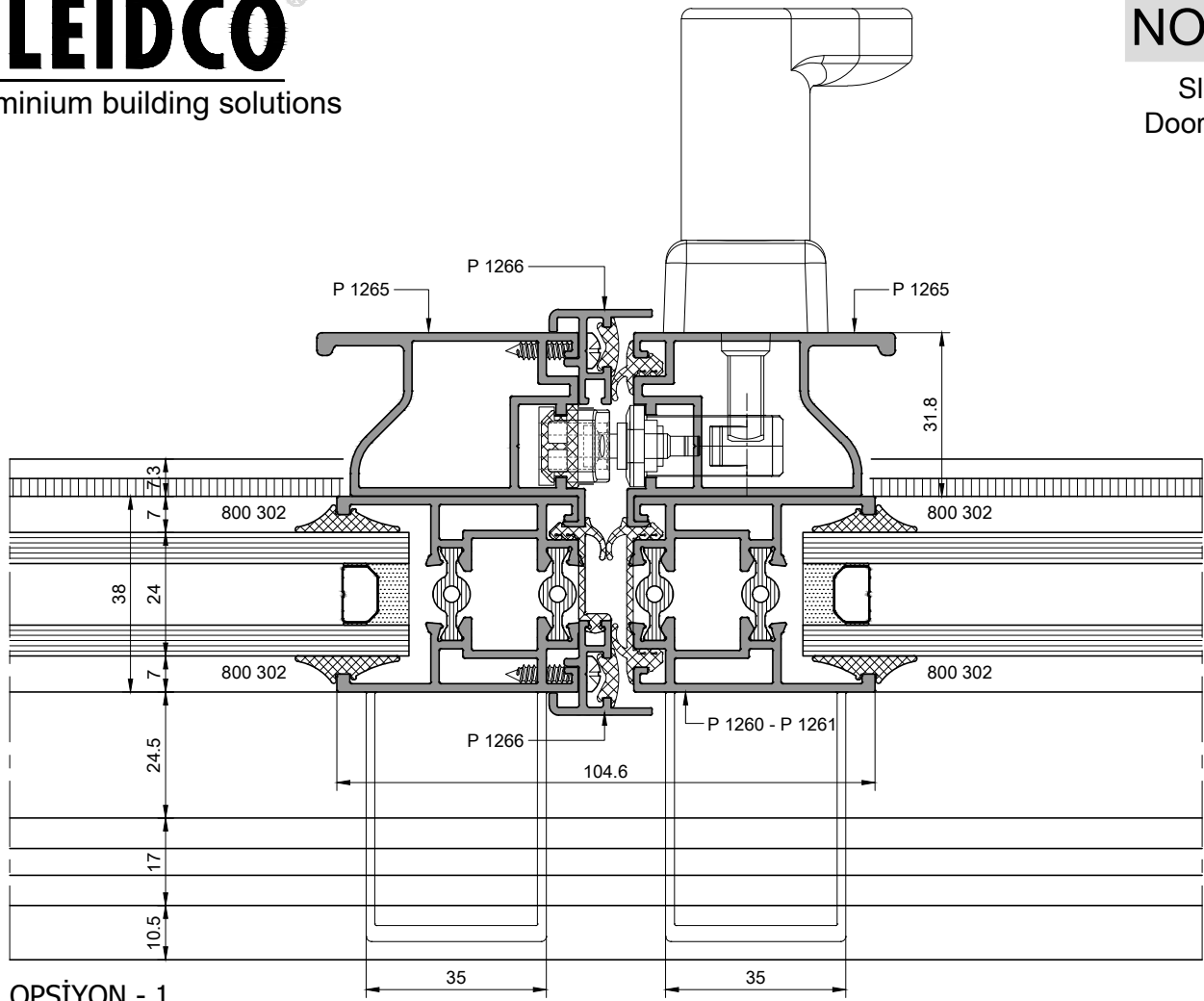
OPSİYON - 1
option - 1



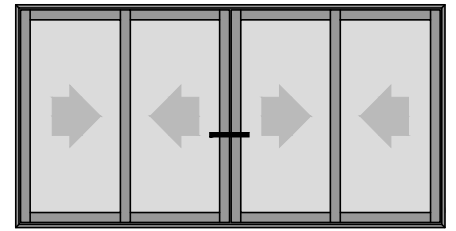
dış görünüş-external view



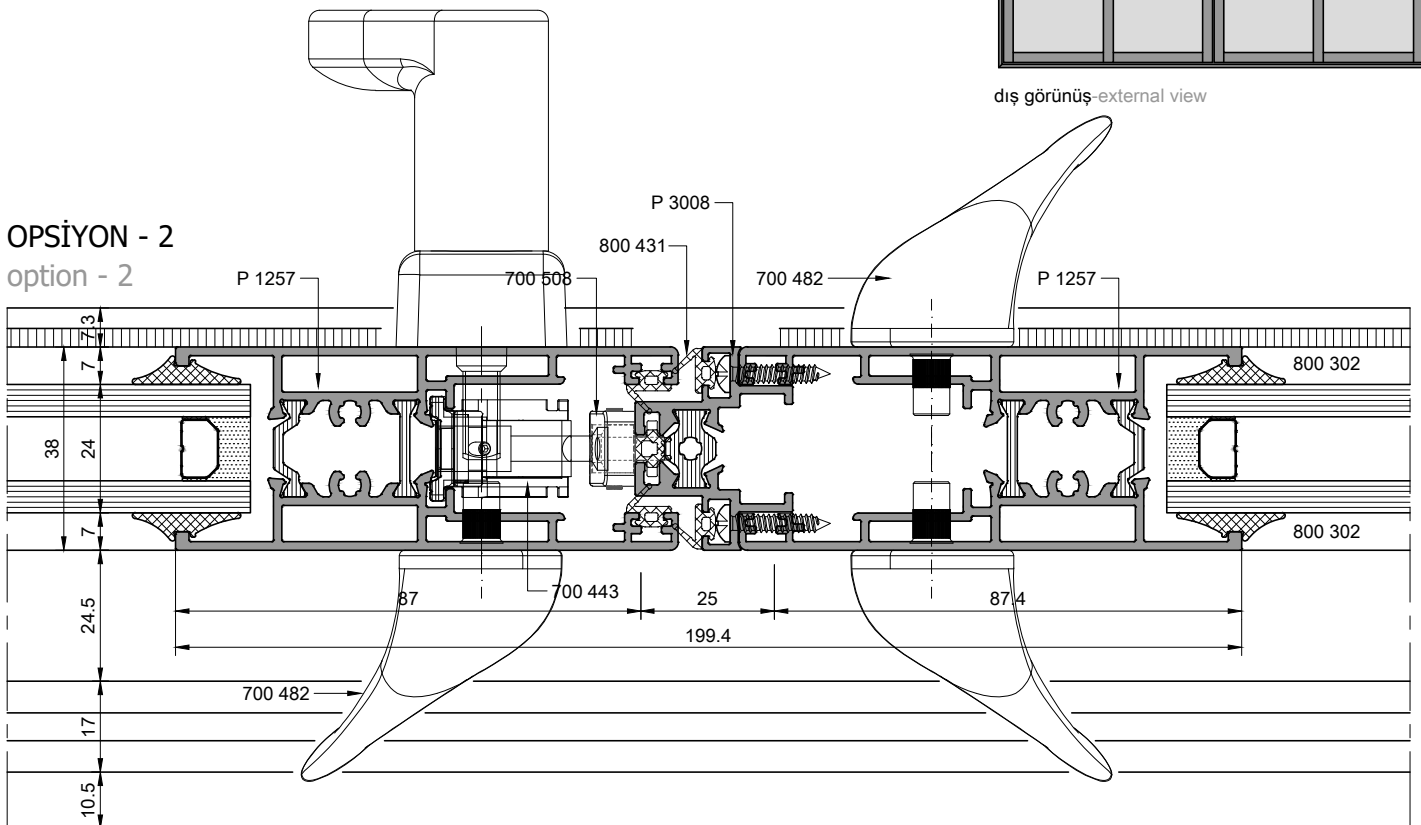
OPSİYON - 2
option - 2



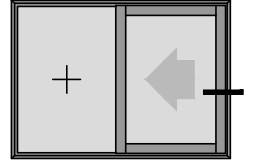
OPSİYON - 1
option - 1



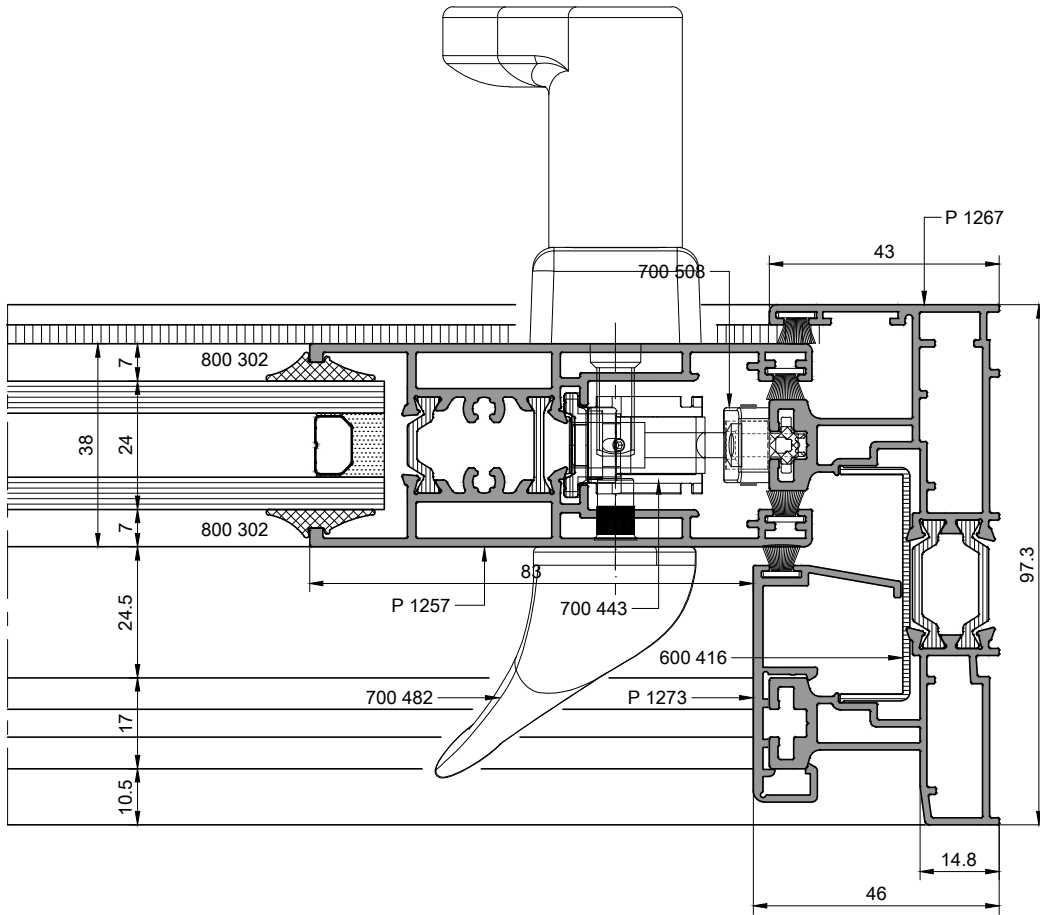
dış görünüş-external view

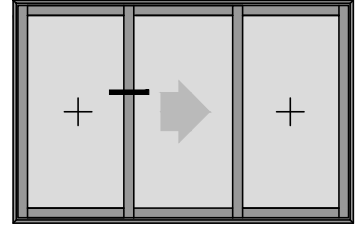


OPSİYON - 2
option - 2

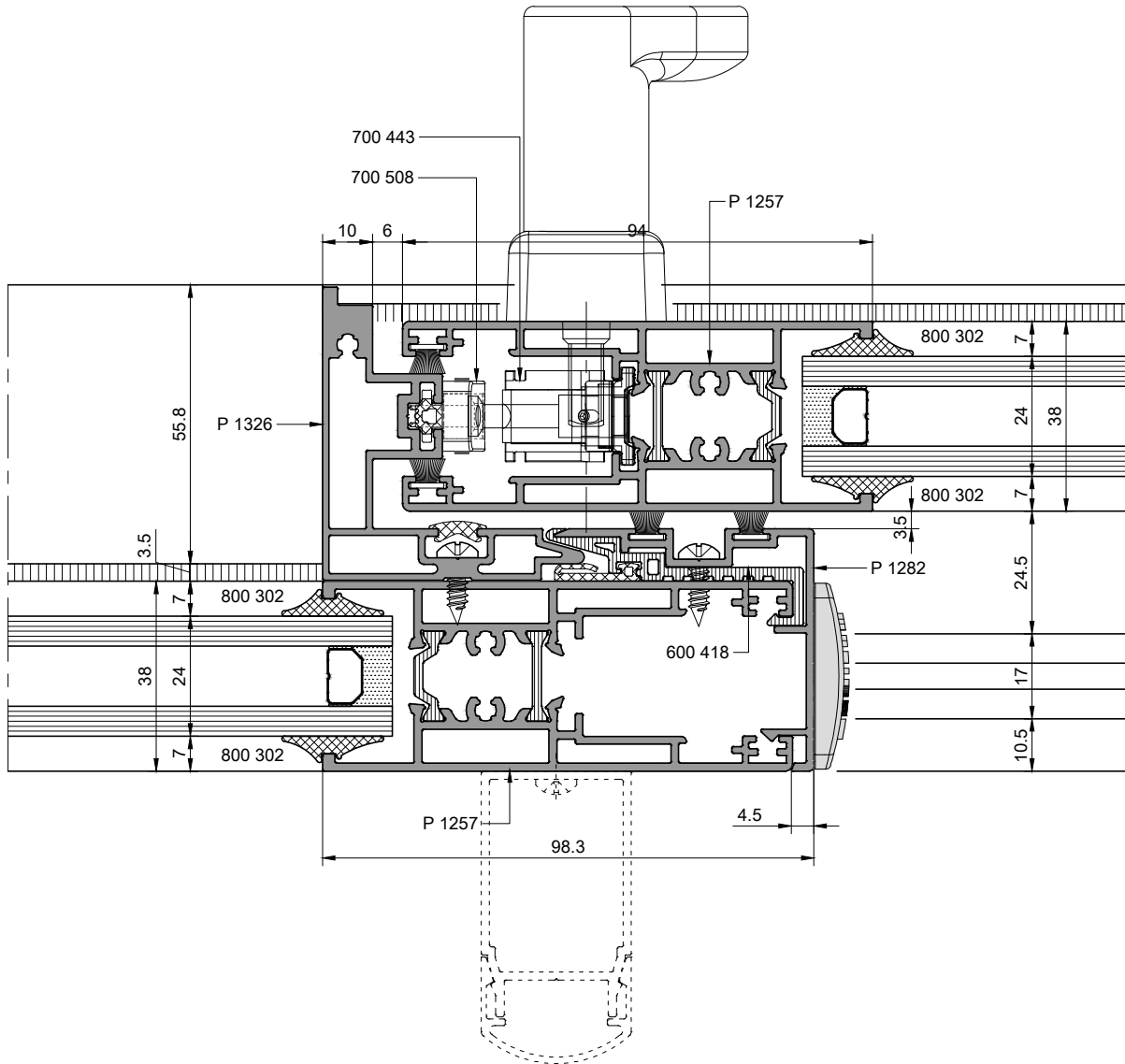


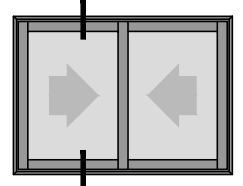
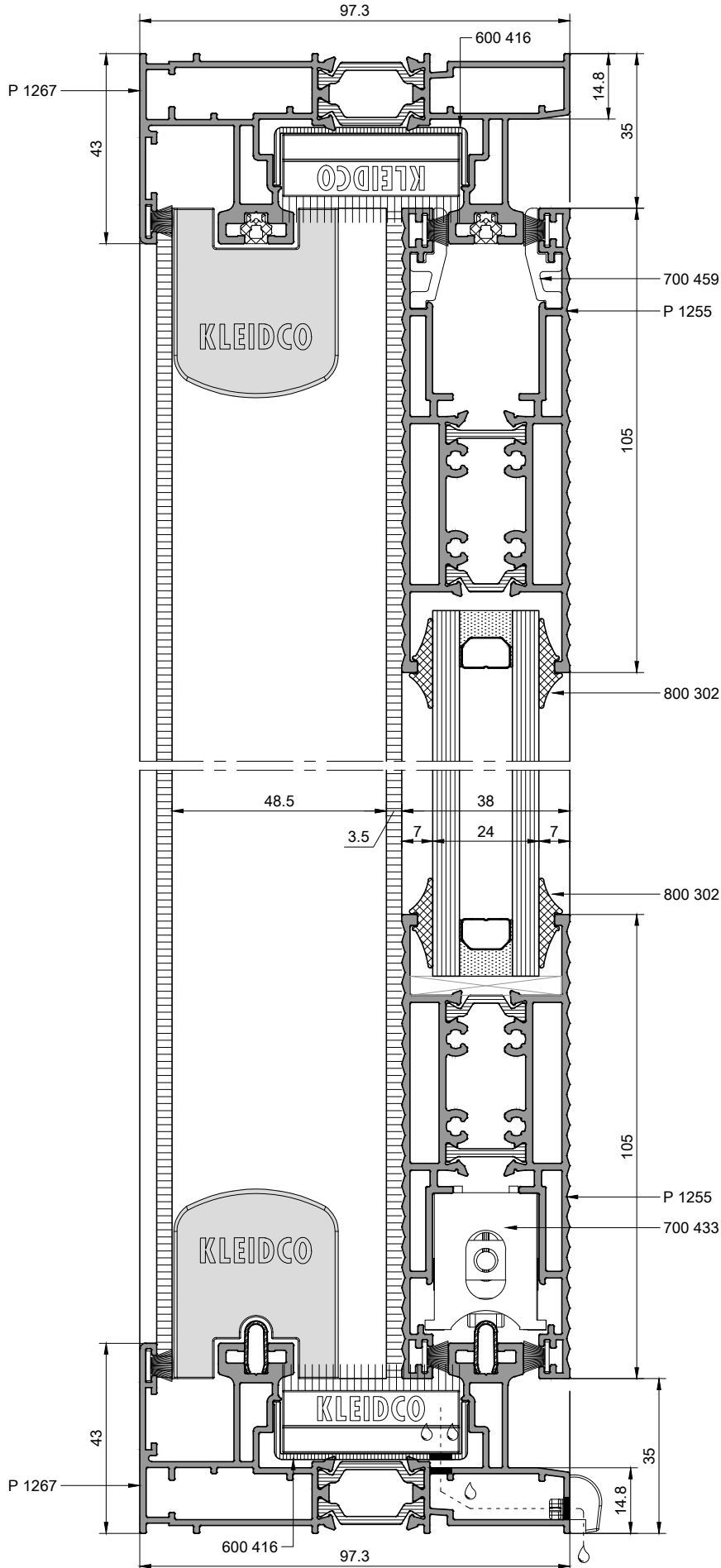
dış görünüş-external view



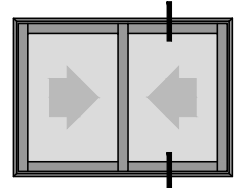
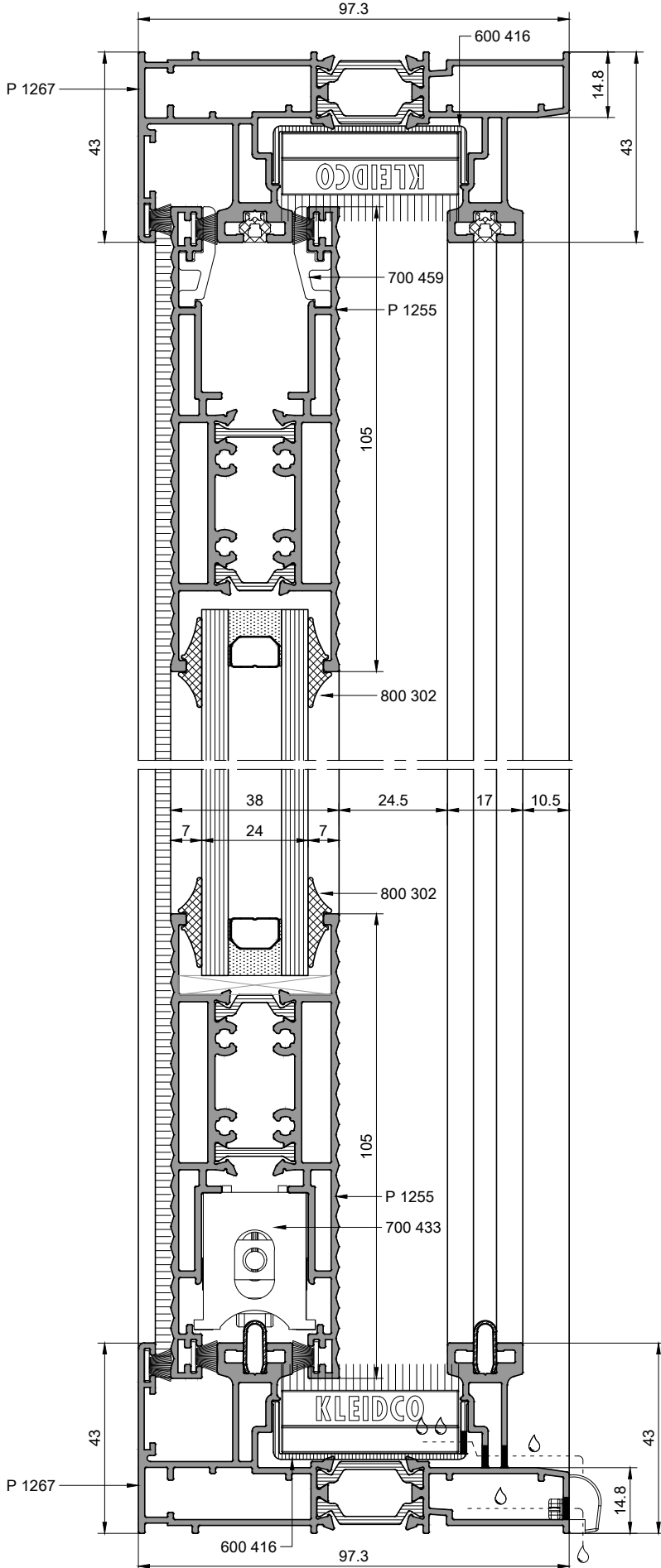


dış görünüş-external view

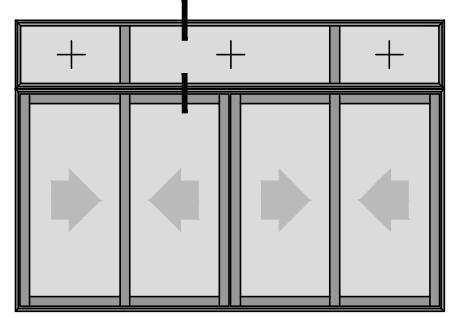
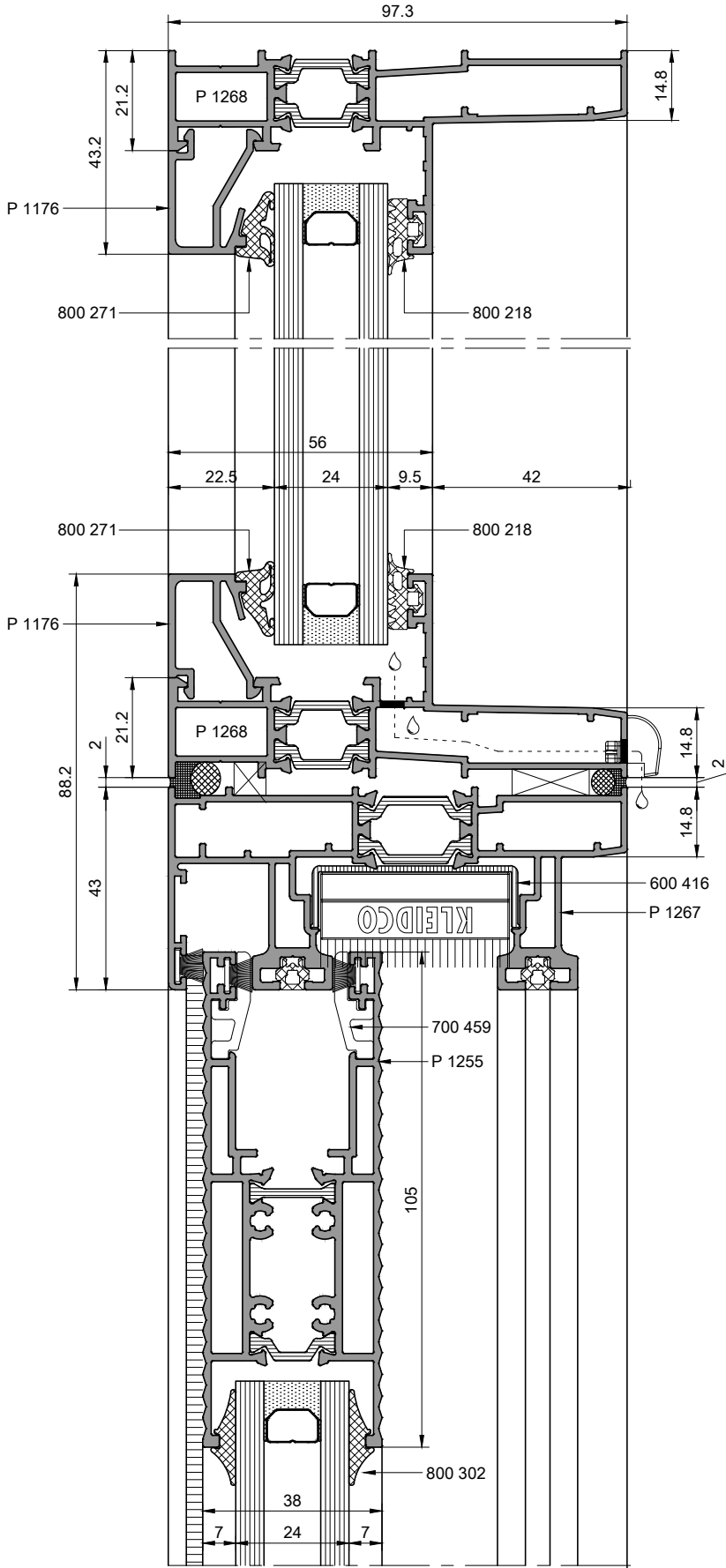




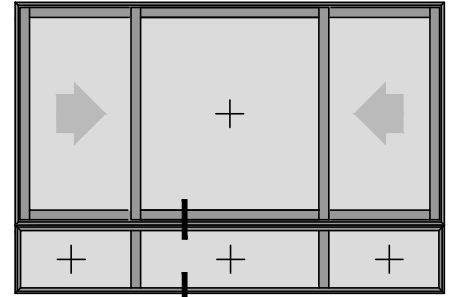
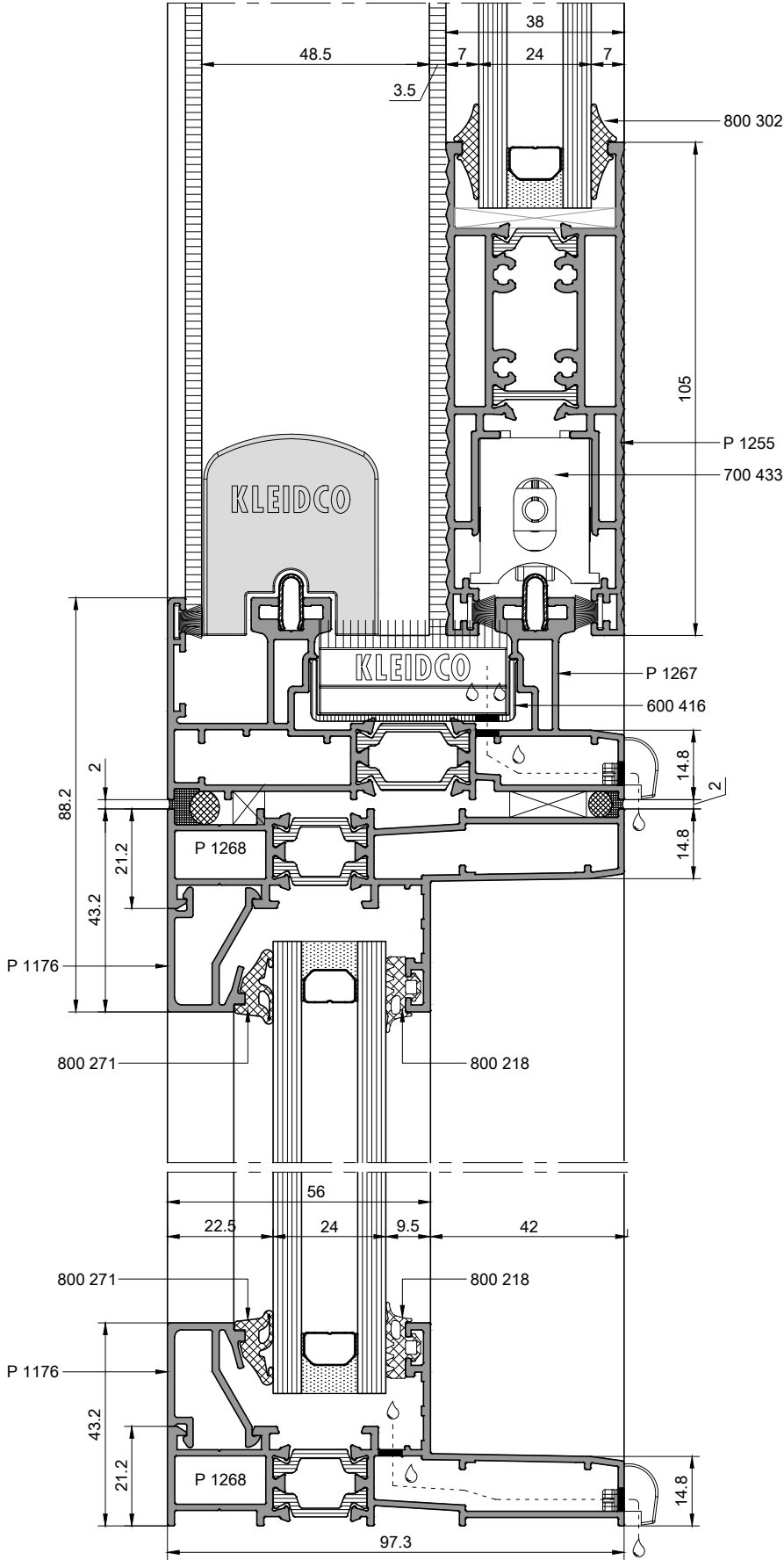
dış görünüş-external view



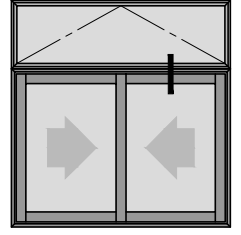
dış görünüş-external view



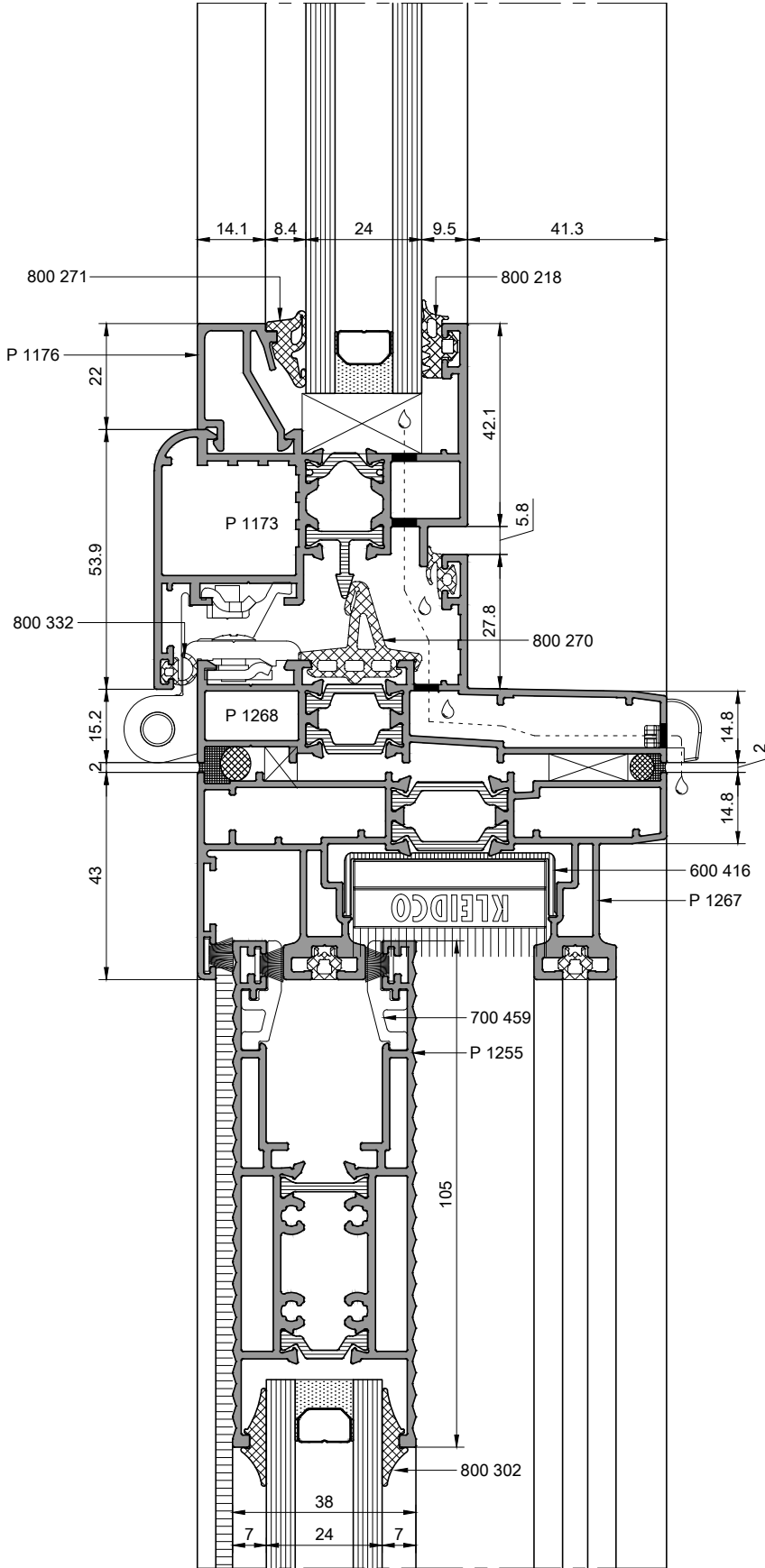
dış görünüş-external view

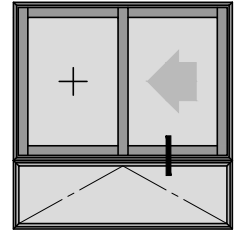


dış görünüş-external view

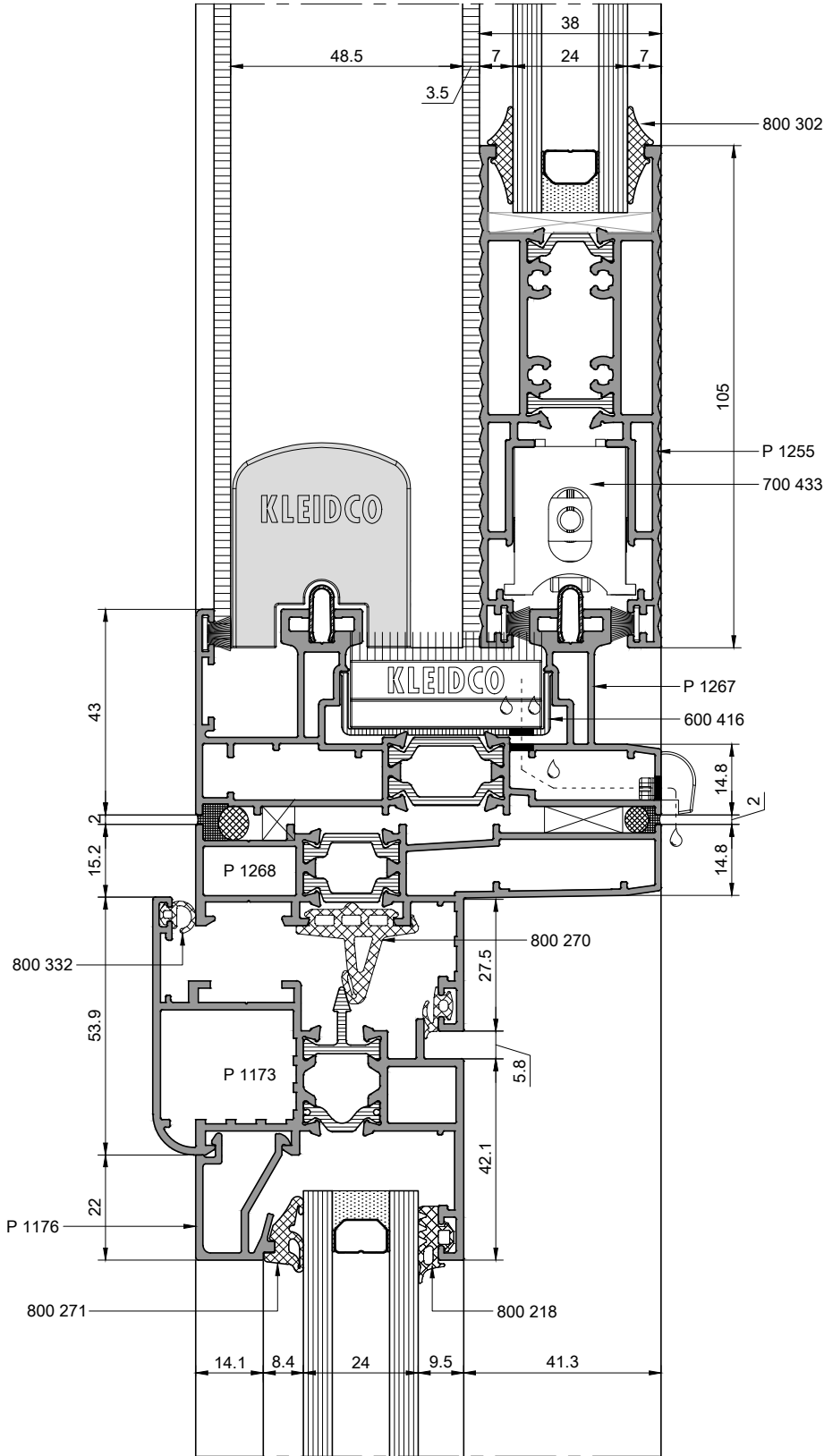


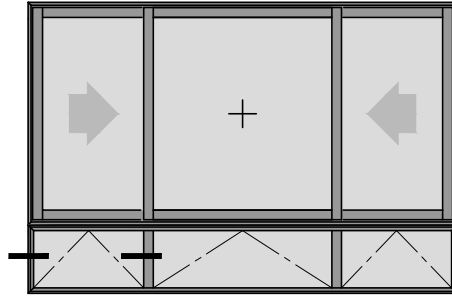
dış görünüş-external view



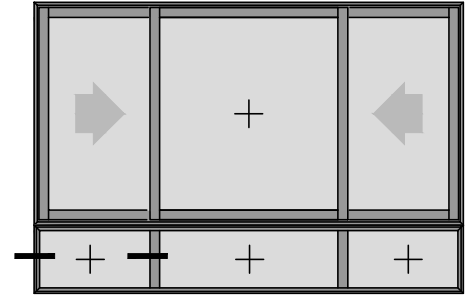


dış görünüş-external view

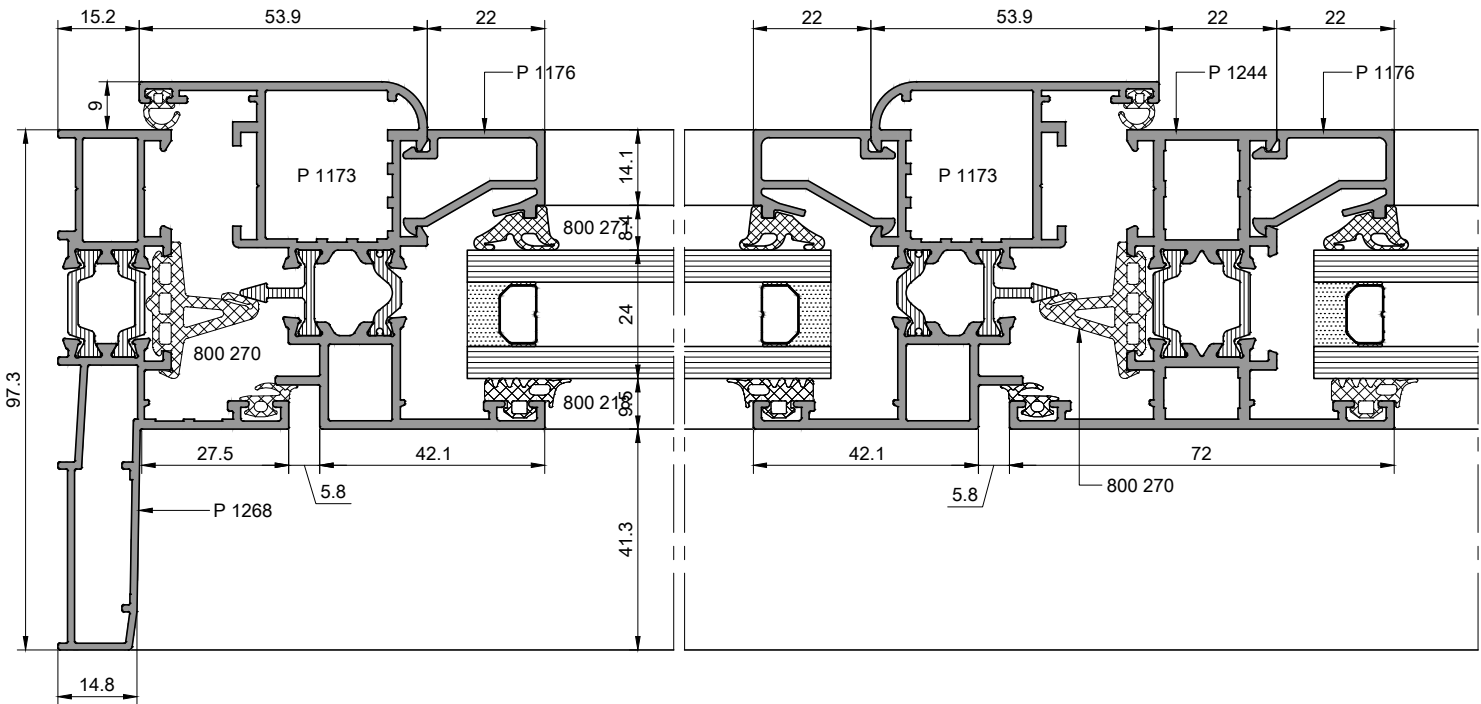
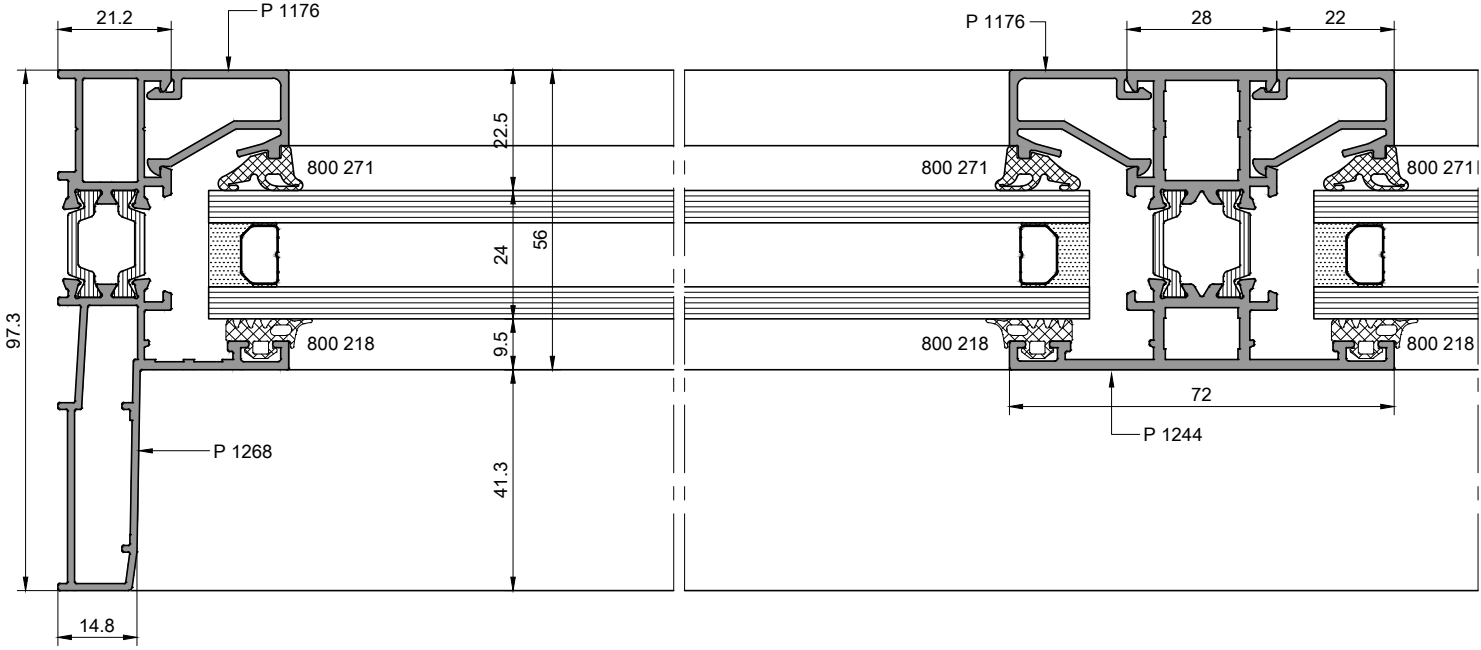


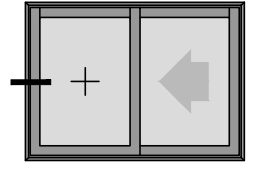


dış görünüş-external view

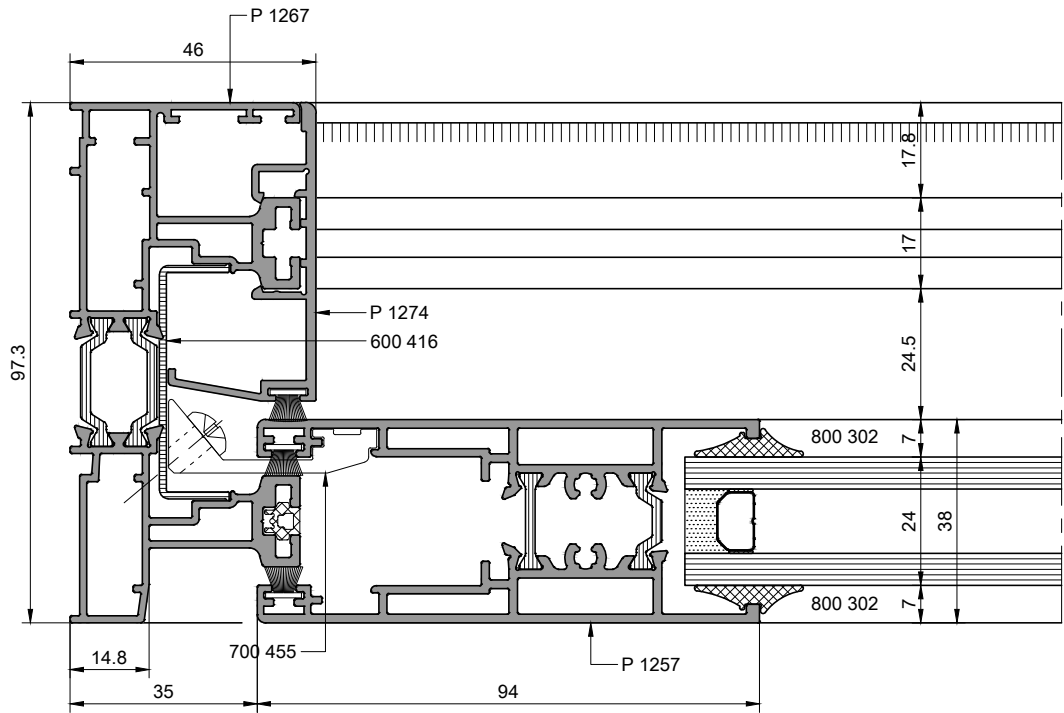


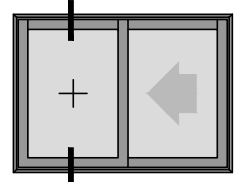
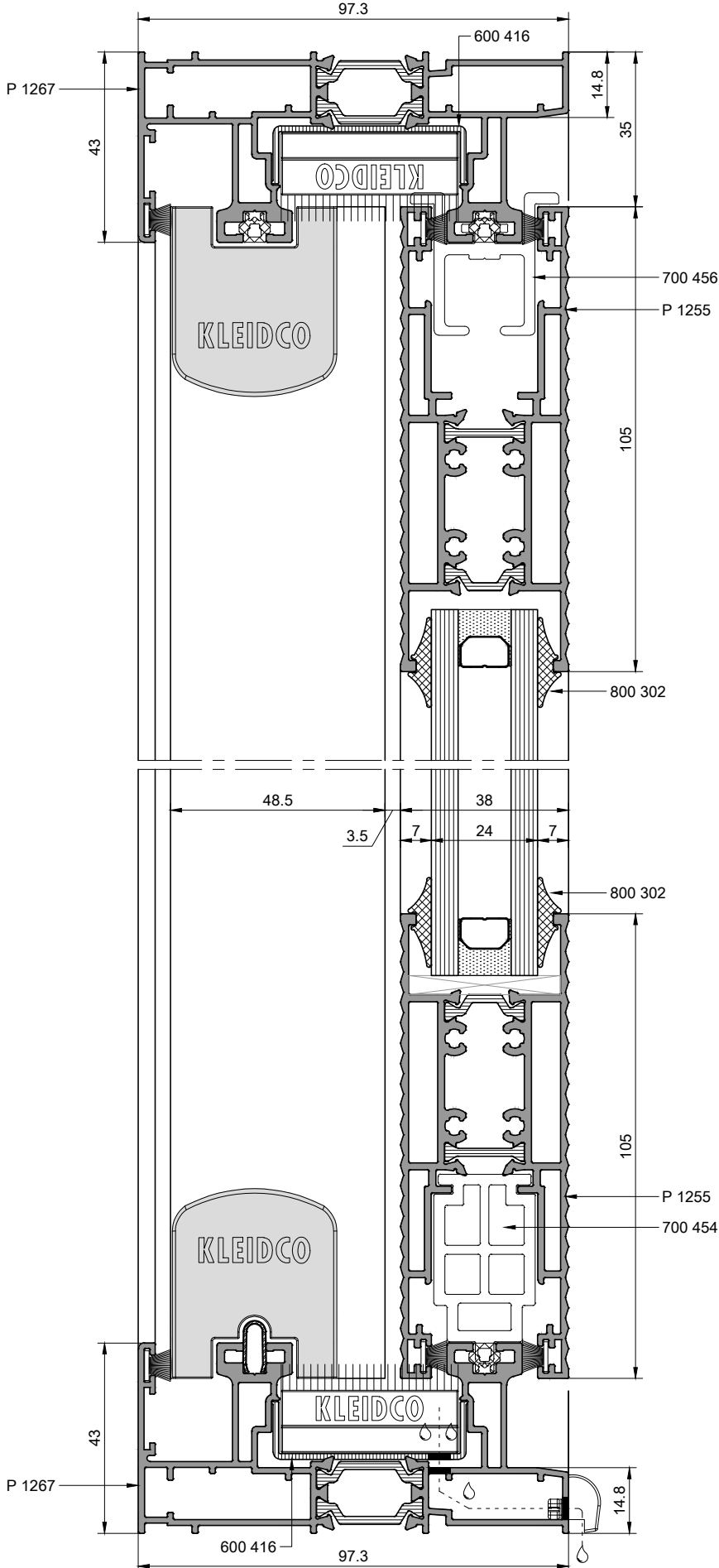
dış görünüş-external view





dış görünüş-external view

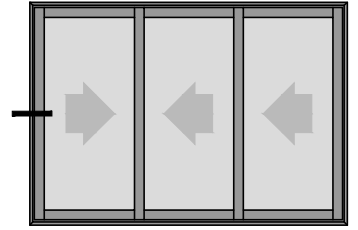




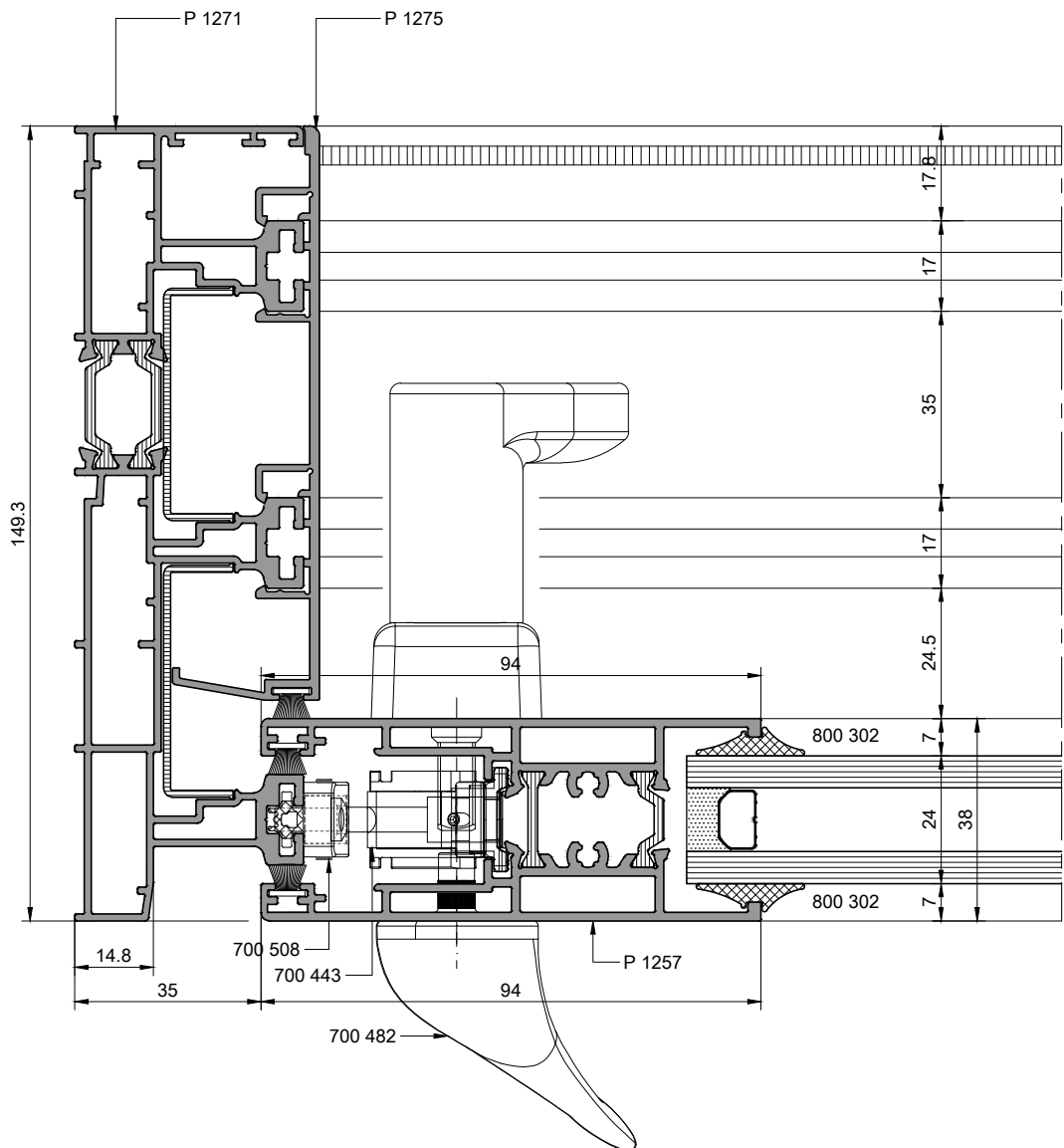
dış görünüş-external view

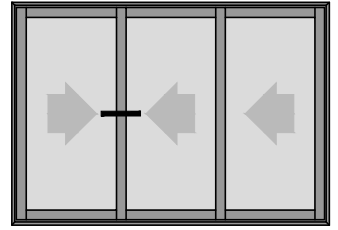
NOVA 90
BASİT SÜRME KAPI ve PENCERE SİSTEMİ
SIMPLE SLIDE DOOR and WINDOW SYSTEM

ÜÇ RAYLI KASA SİSTEM DETAYLARI
THREE TRACK RAIL PRINCIPAL SECTION

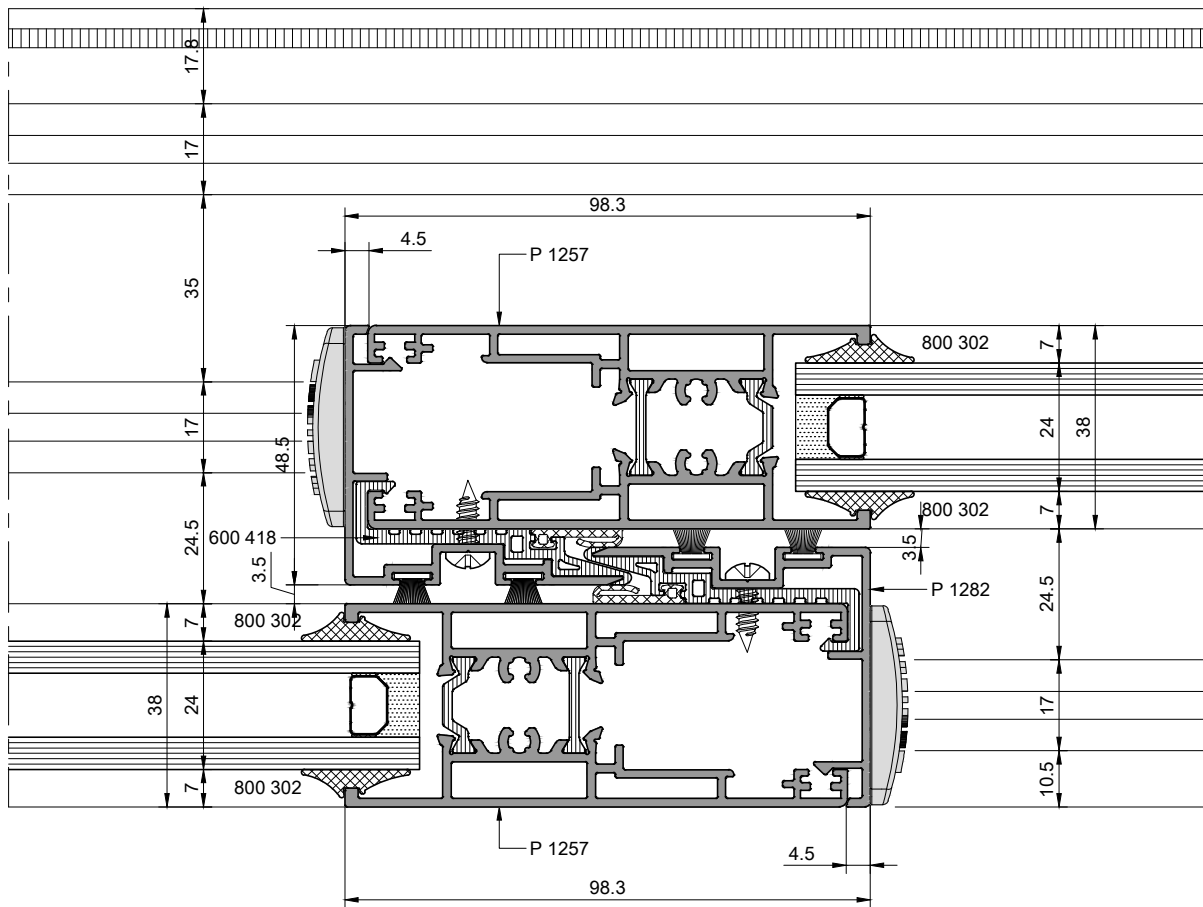


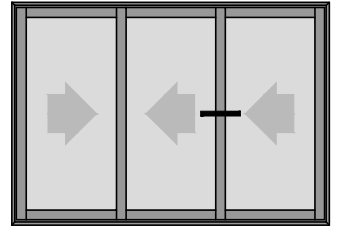
dış görünüş-external view



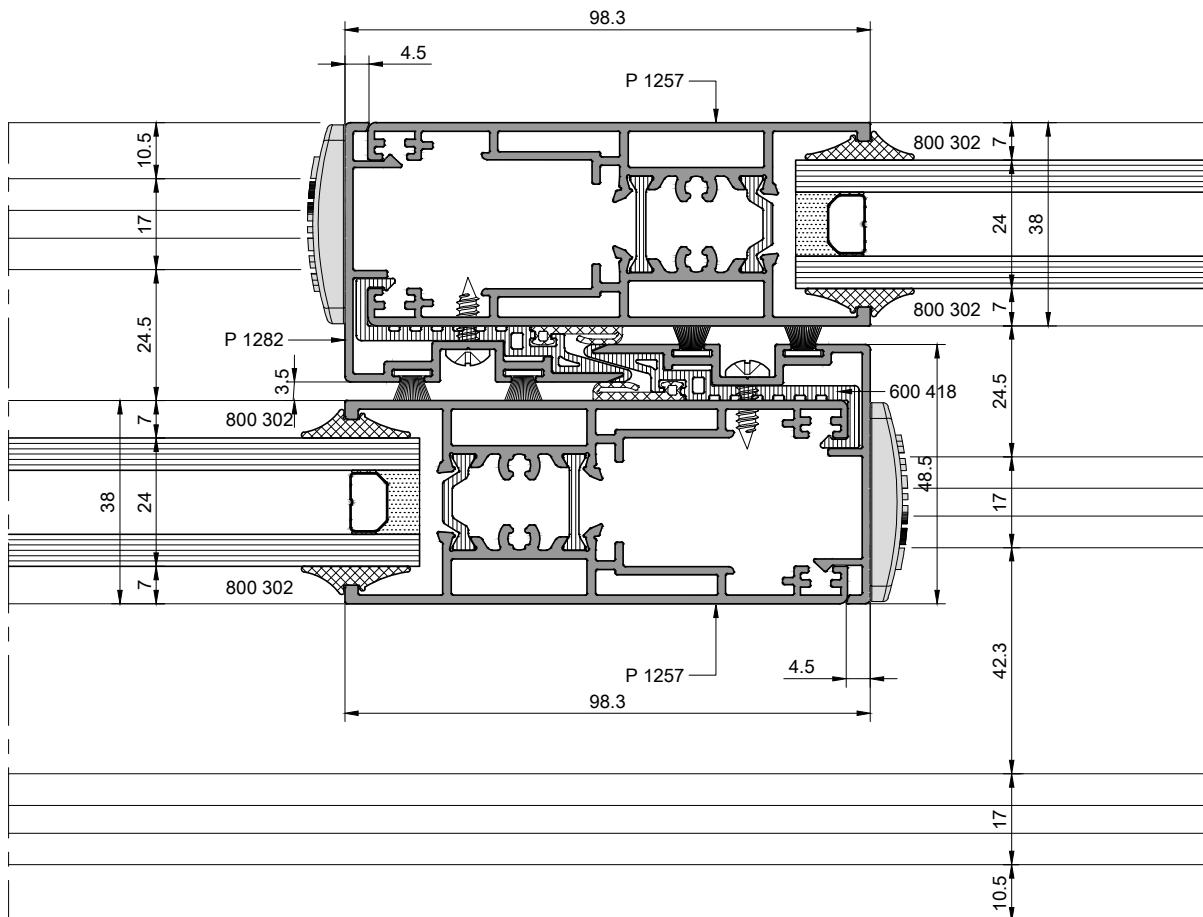


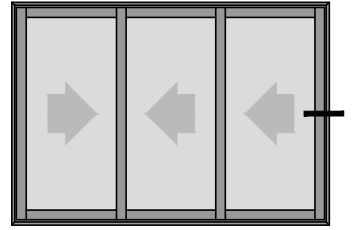
dış görünüş-external view



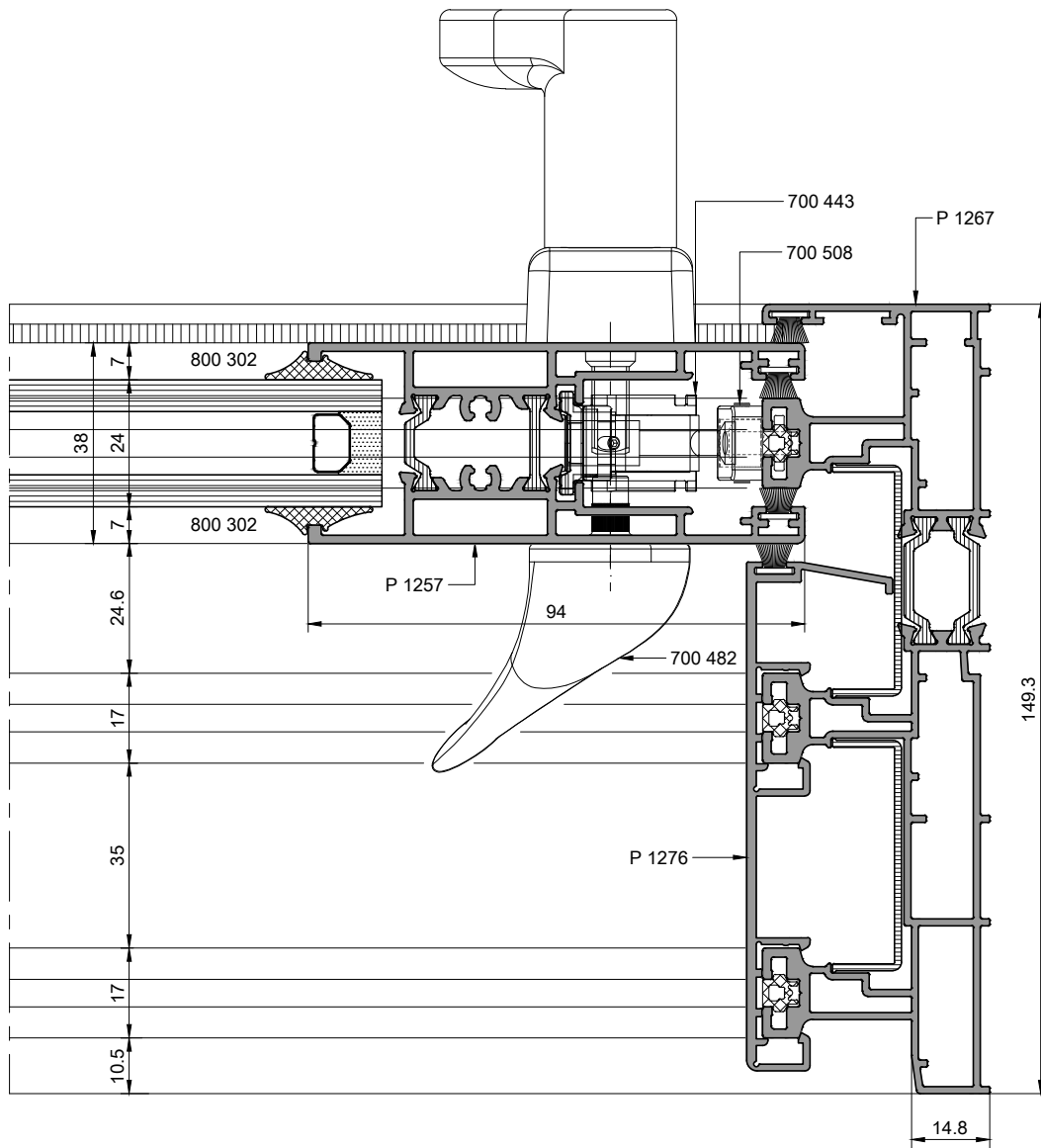


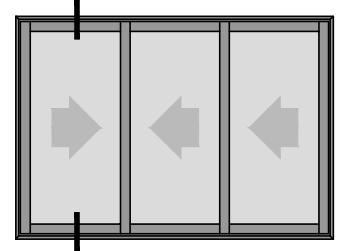
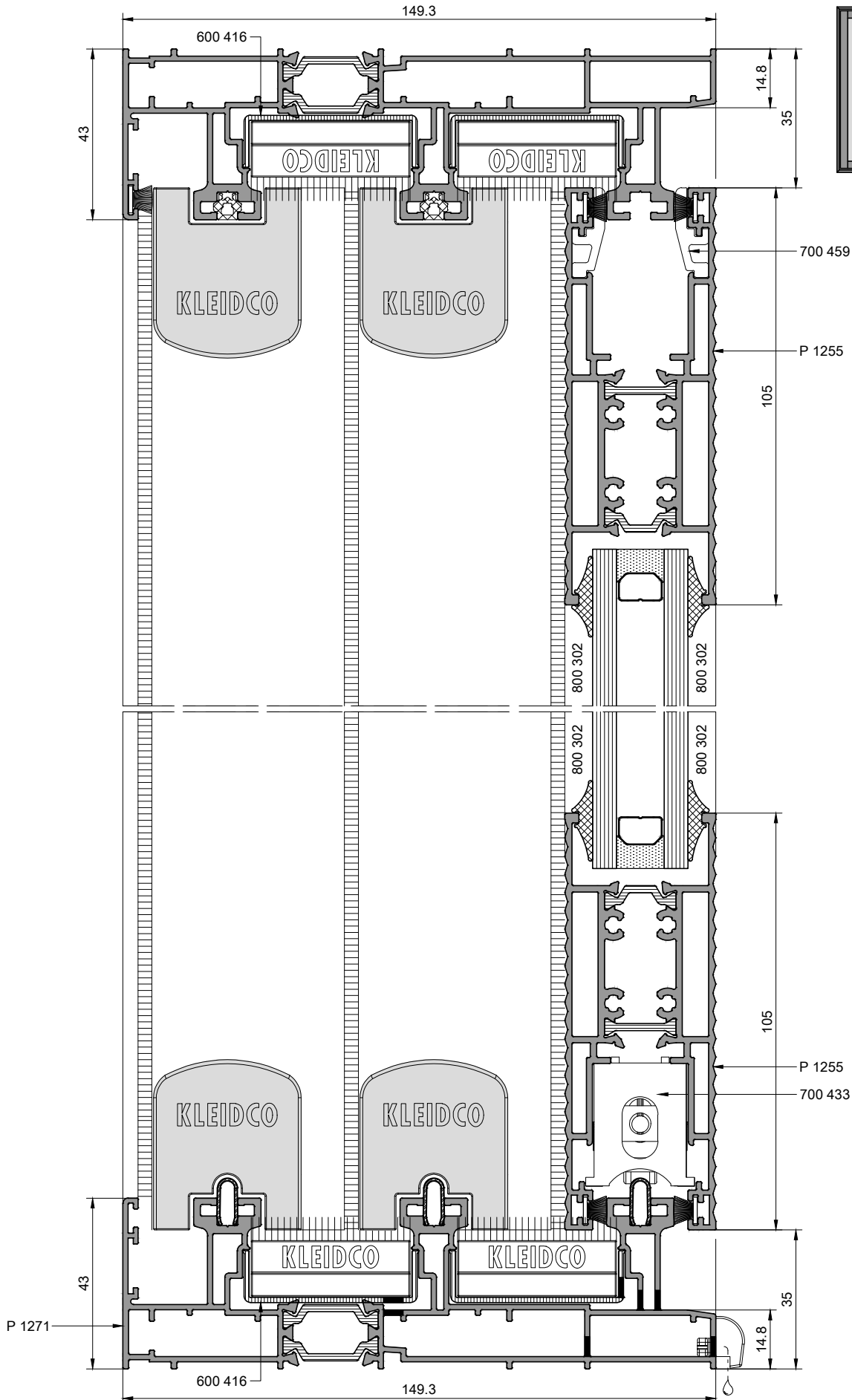
dış görünüş-external view





dış görünüş-external view

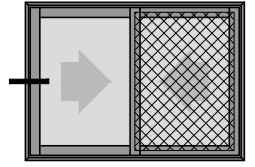




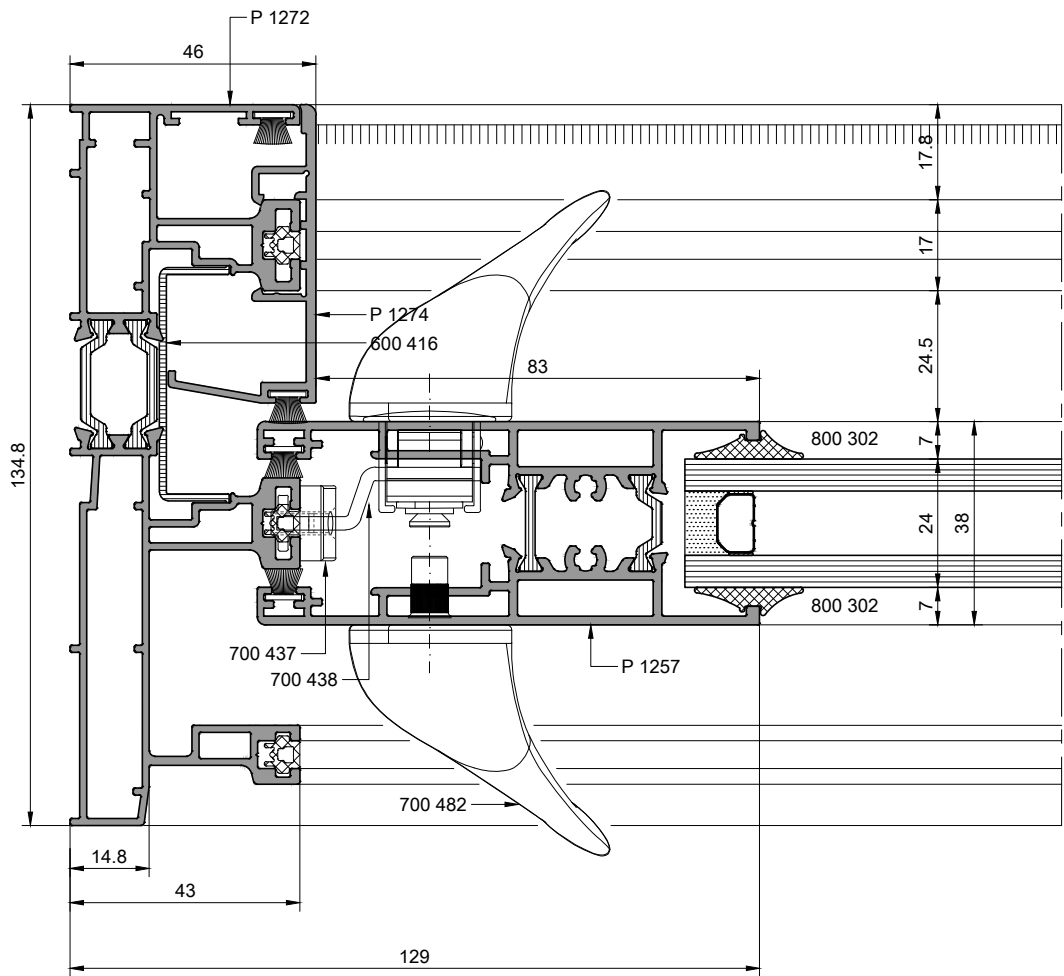
dış görünüş-external view

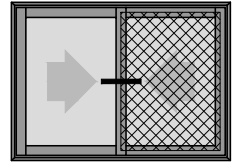
NOVA 90
BASİT SÜRME KAPI ve PENCERE SİSTEMİ
SIMPLE SLIDE DOOR and WINDOW SYSTEM

ÇİFT RAYLI SİNEKLİKLİ KASA
SİSTEM DETAYLARI
DOUBLE TRACK RAIL with FLY SCREEN RAIL
PRINCIPAL SECTION

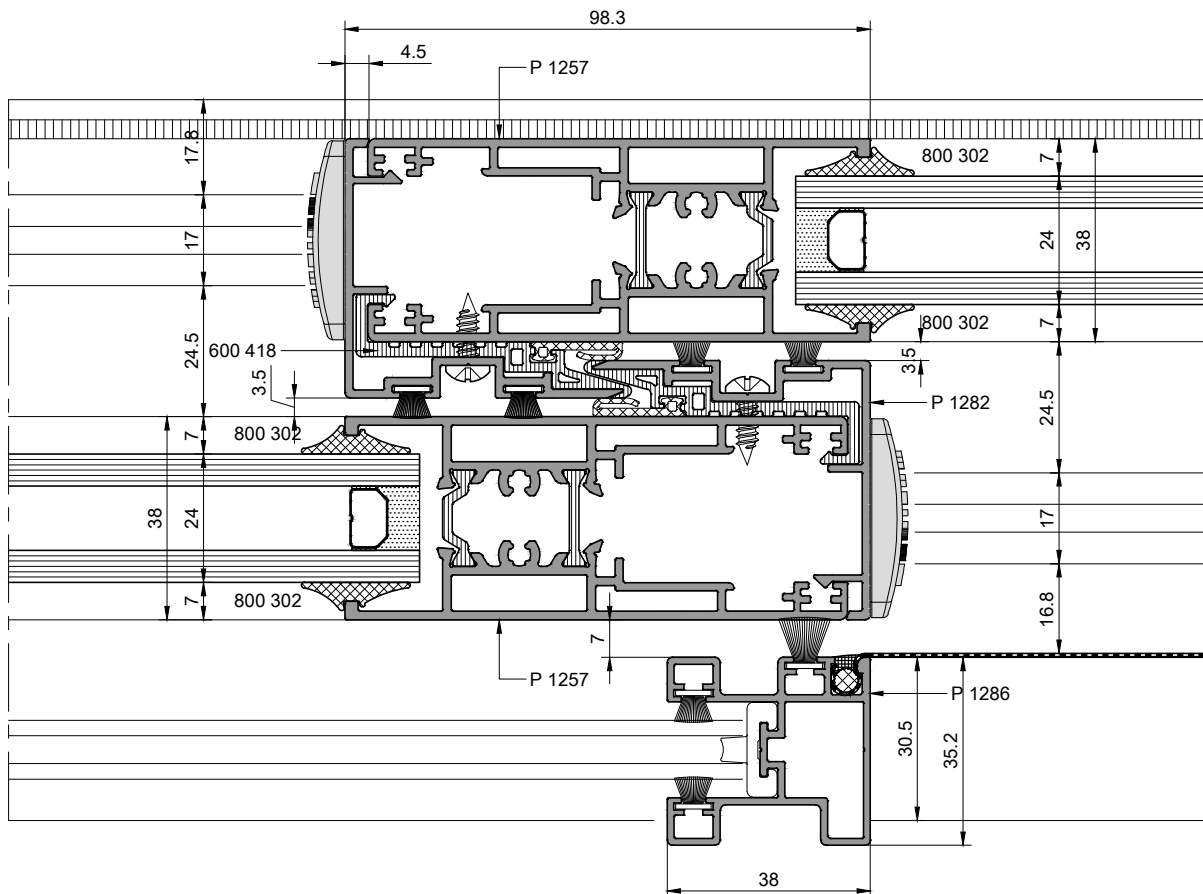


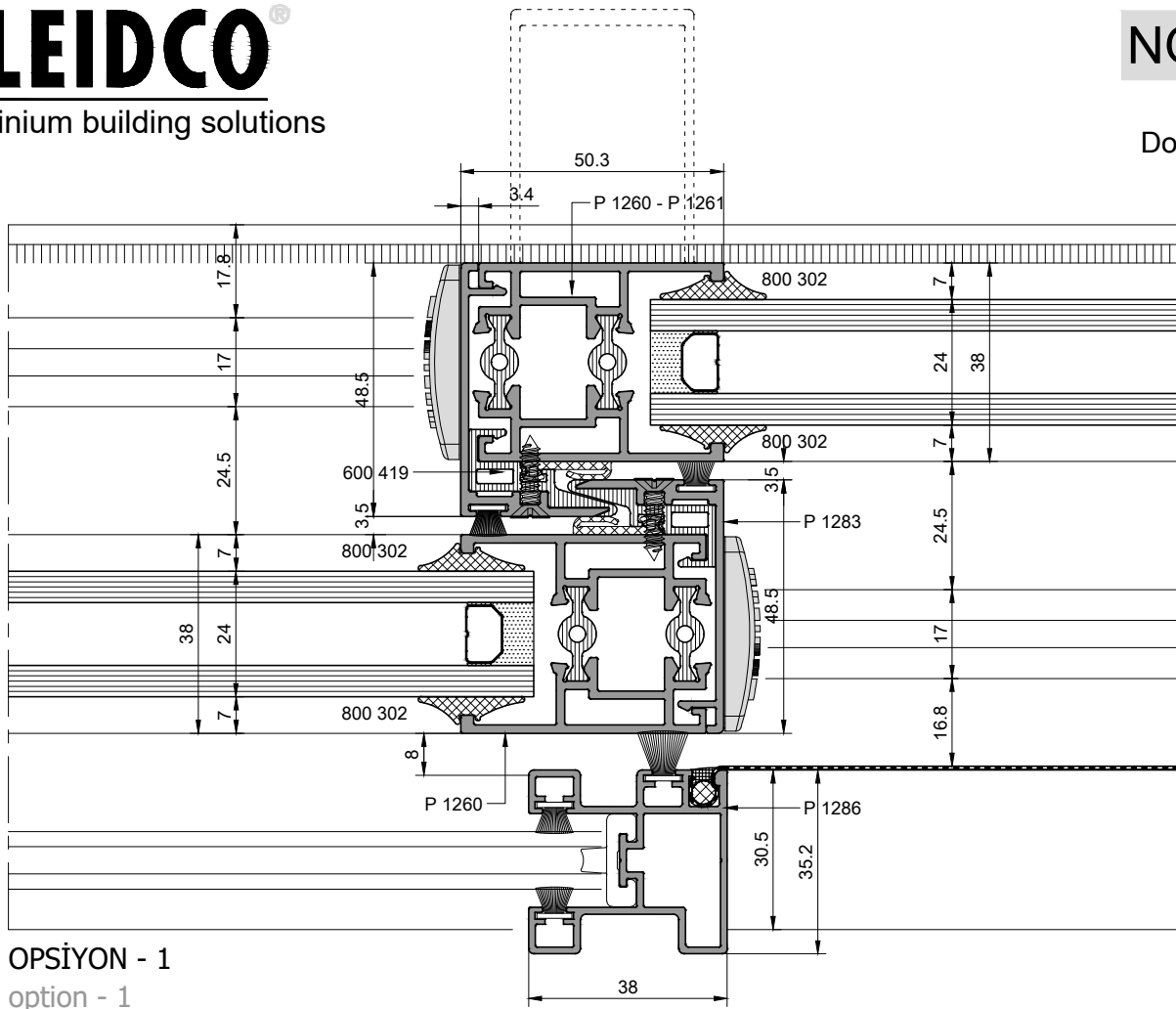
dış görünüş-external view



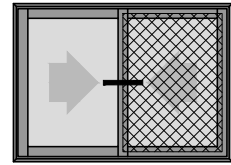


dış görünüş-external view



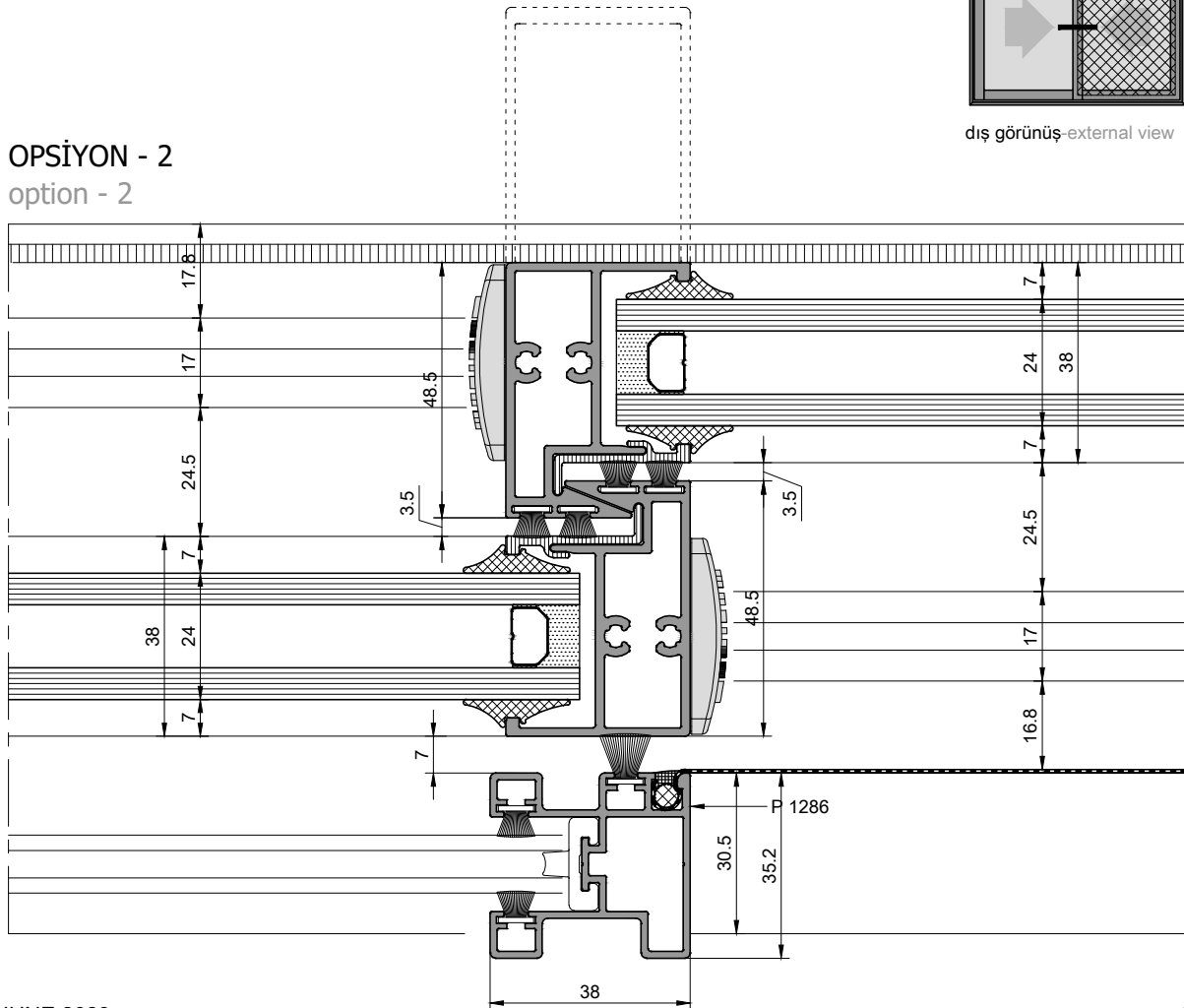



OPSIYON - 1
option - 1



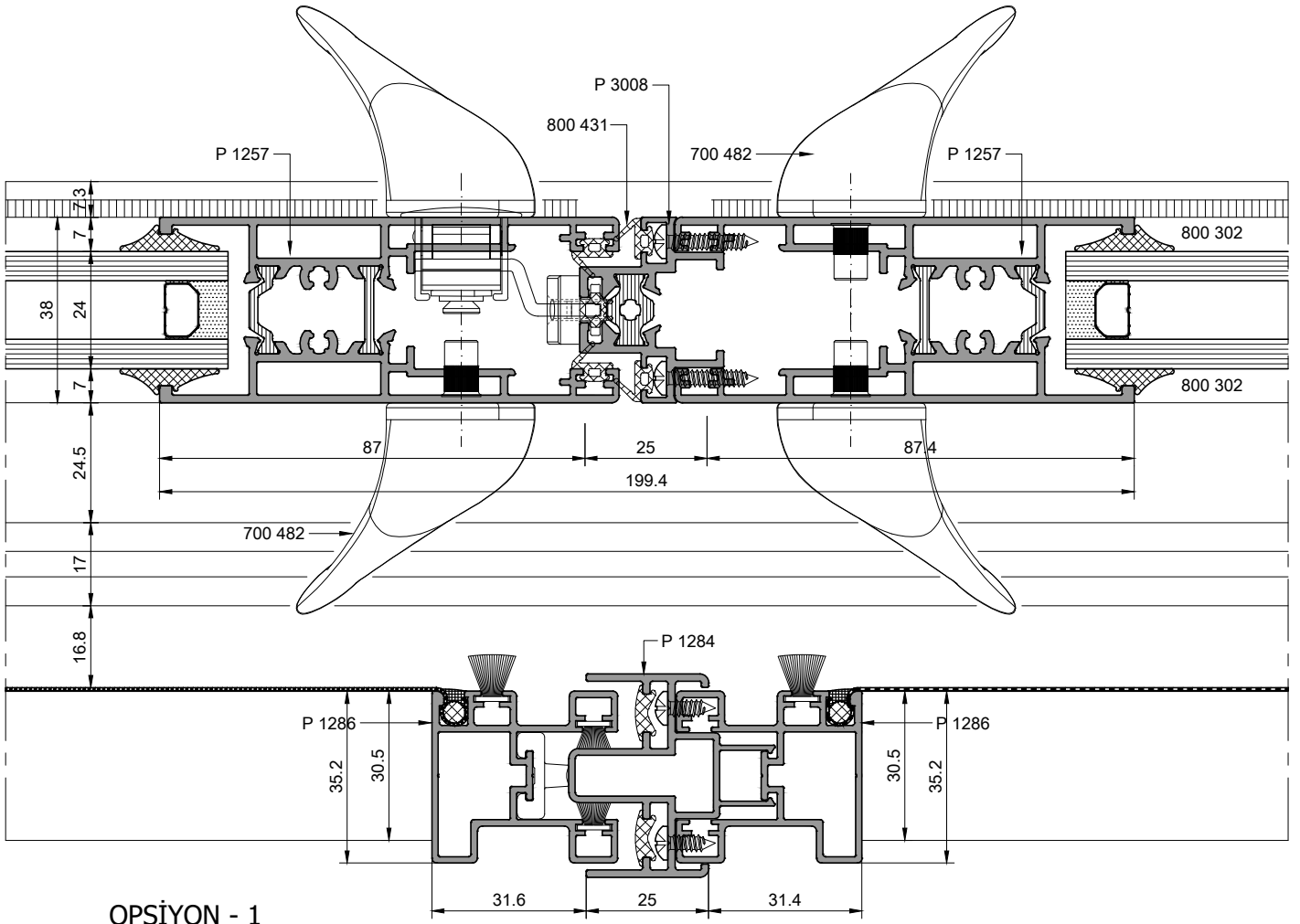
dış görünüş-external view


OPSIYON - 2
option - 2



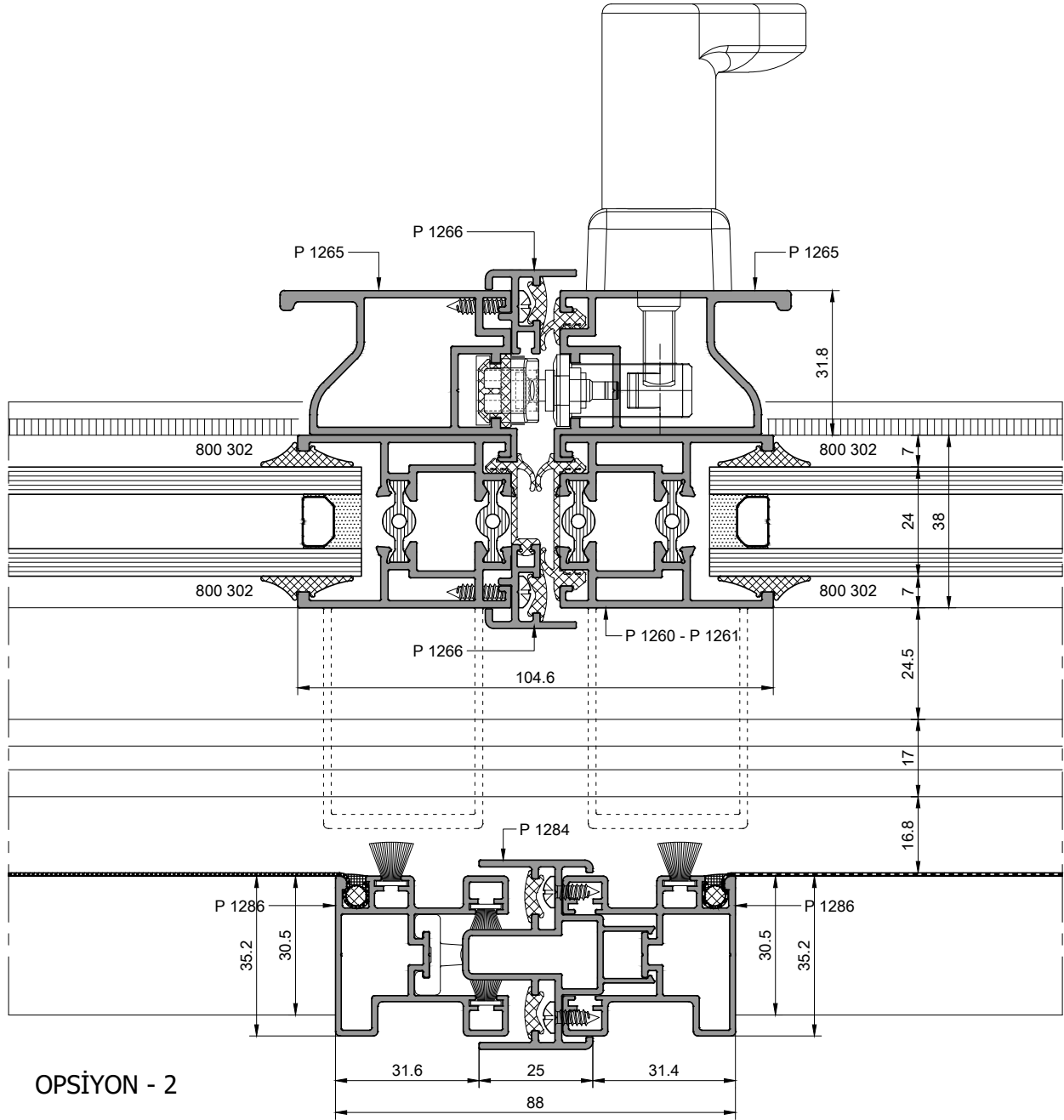


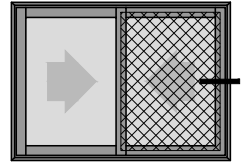
dış görünüş external view



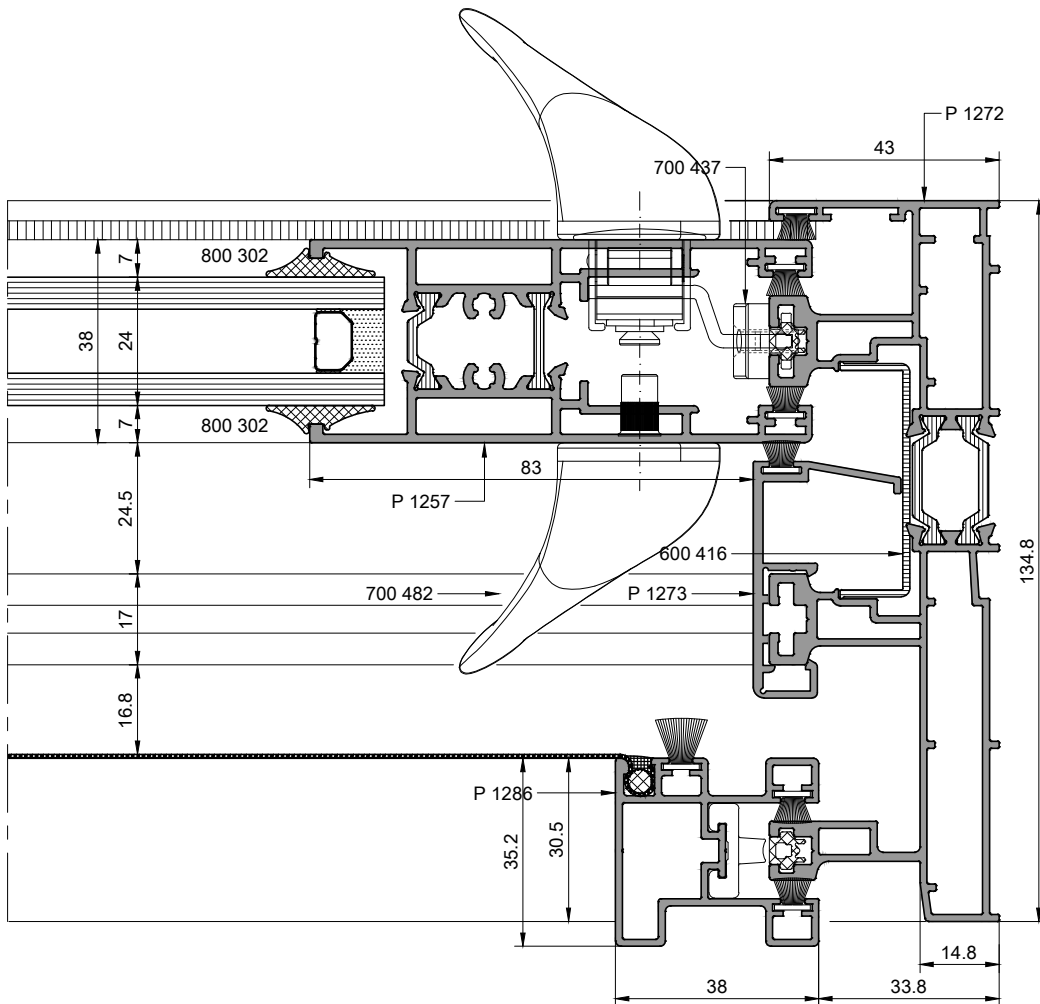


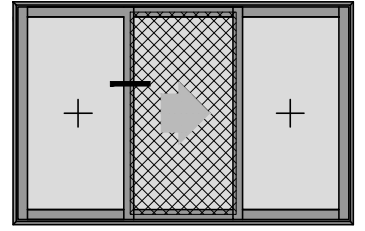
dış görünüş external view



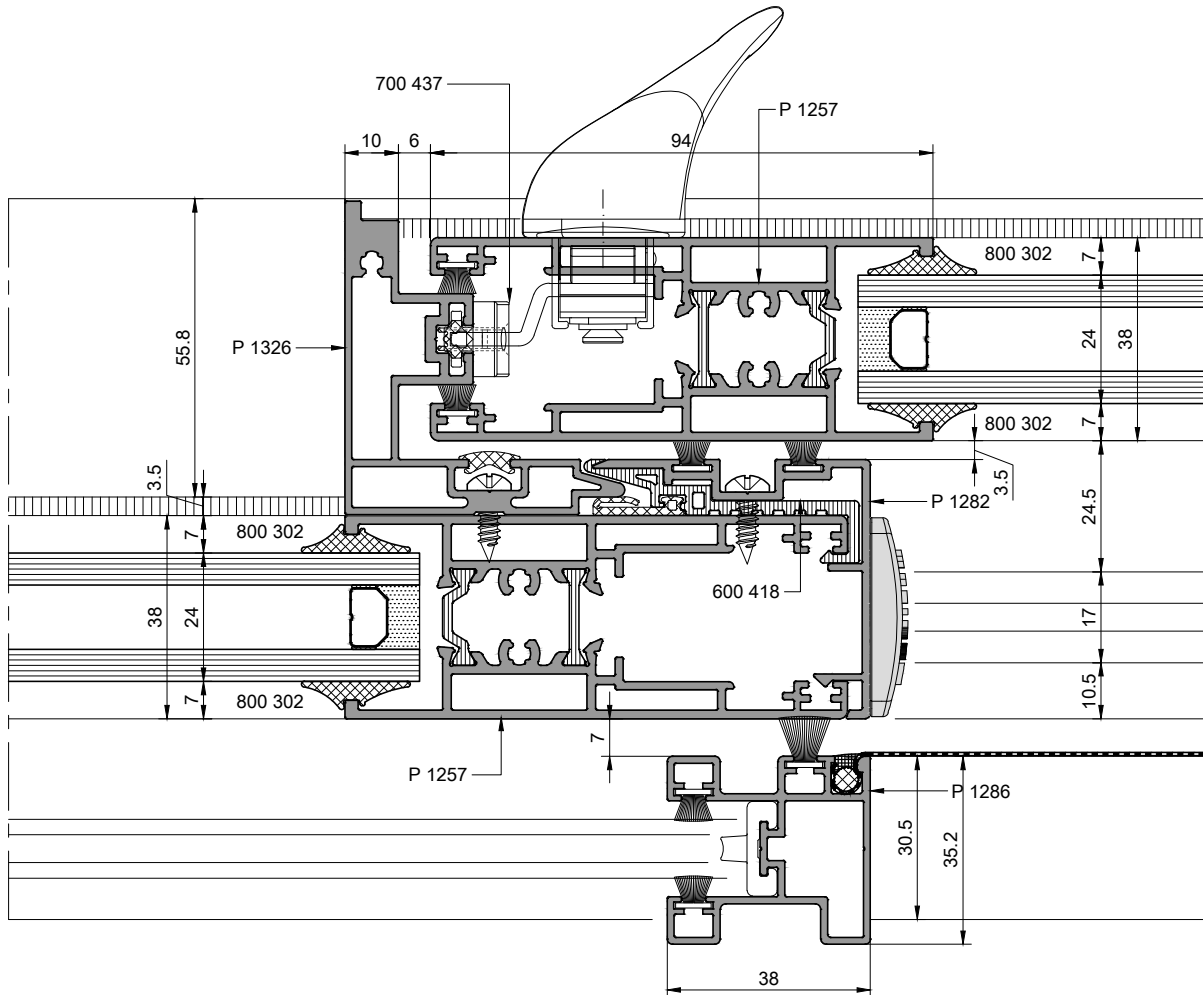



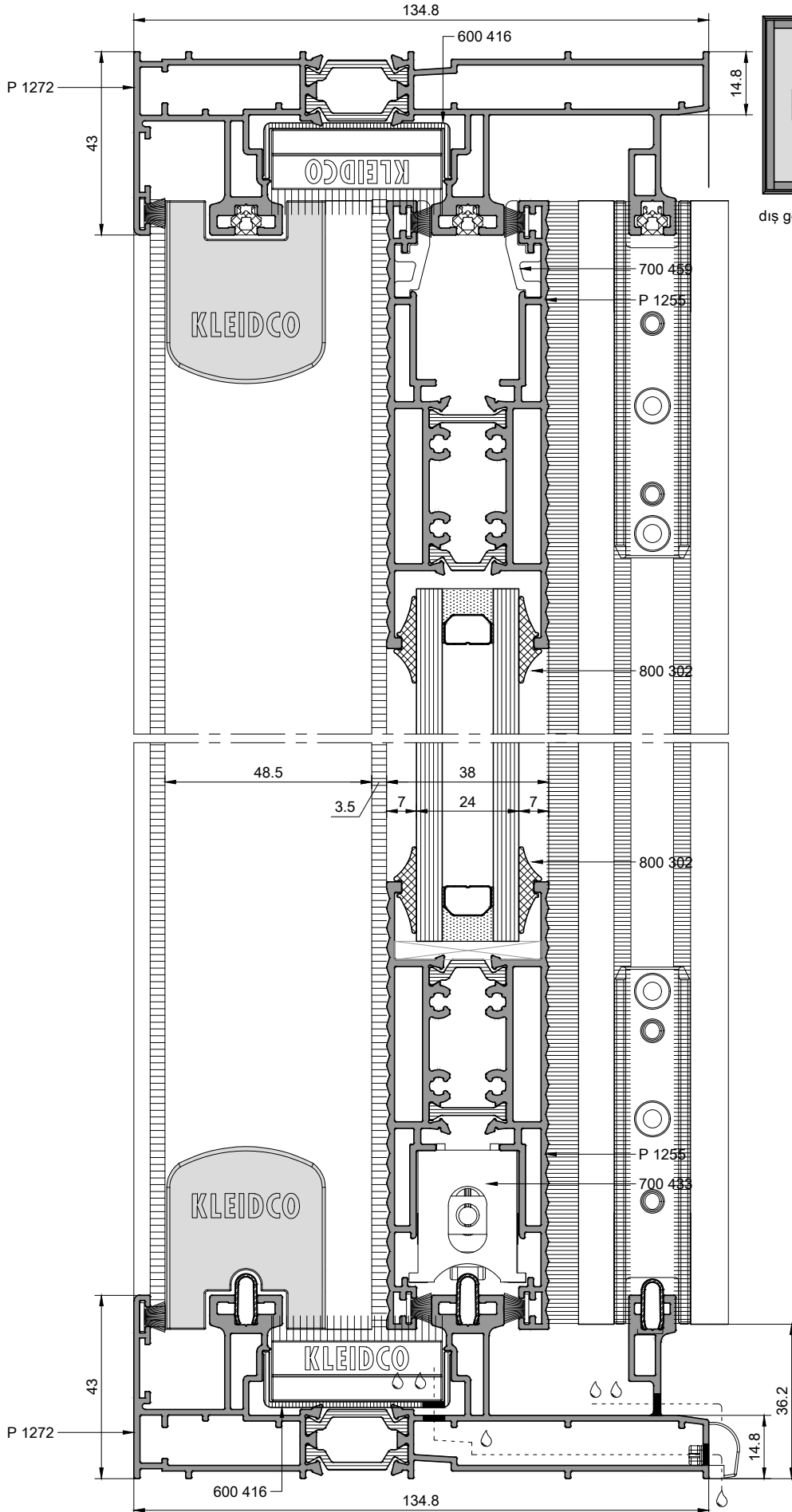
dış görünüş-external view



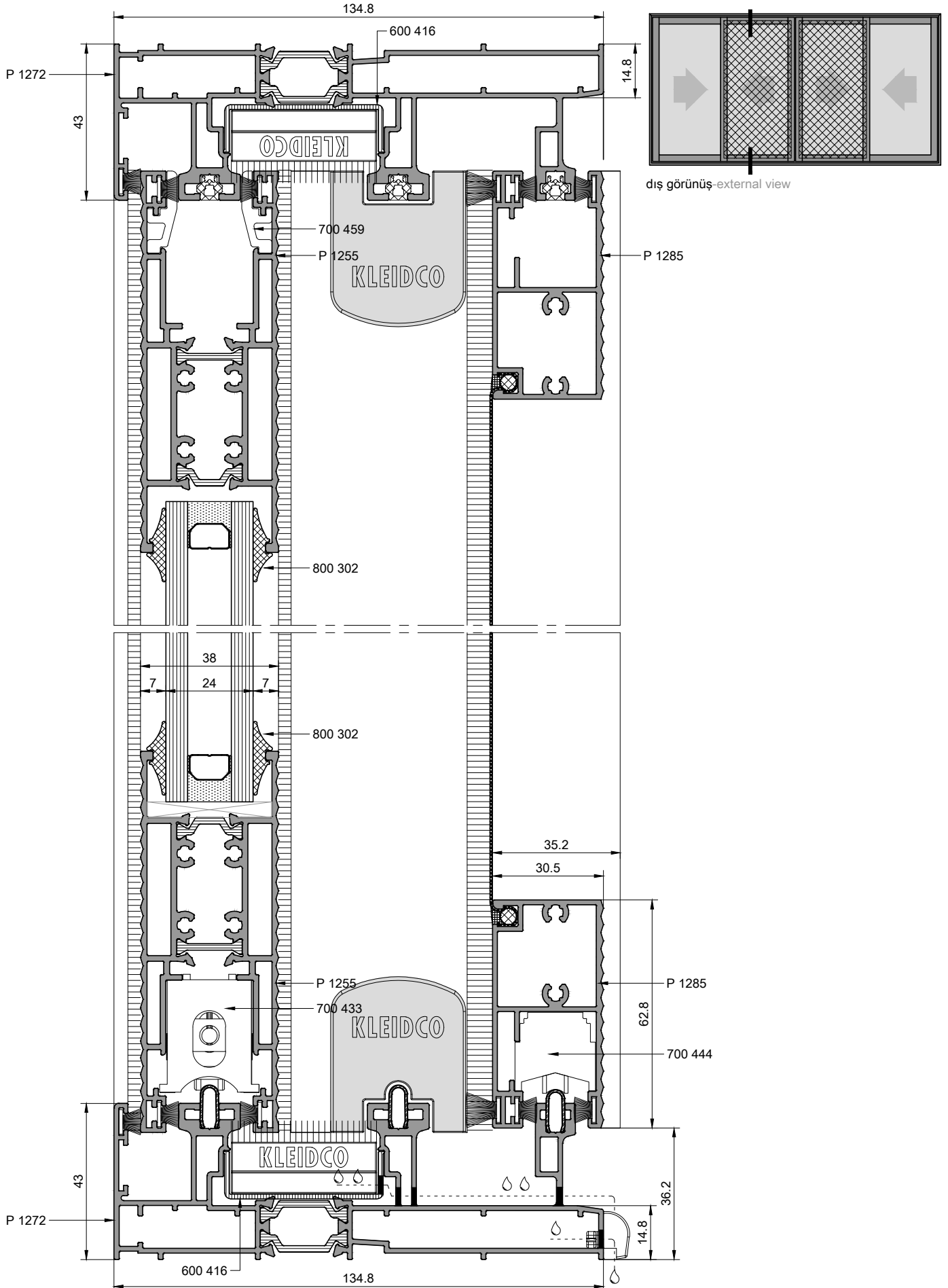


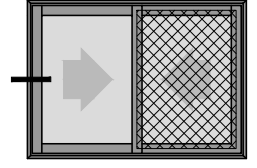
dış görünüş-external view



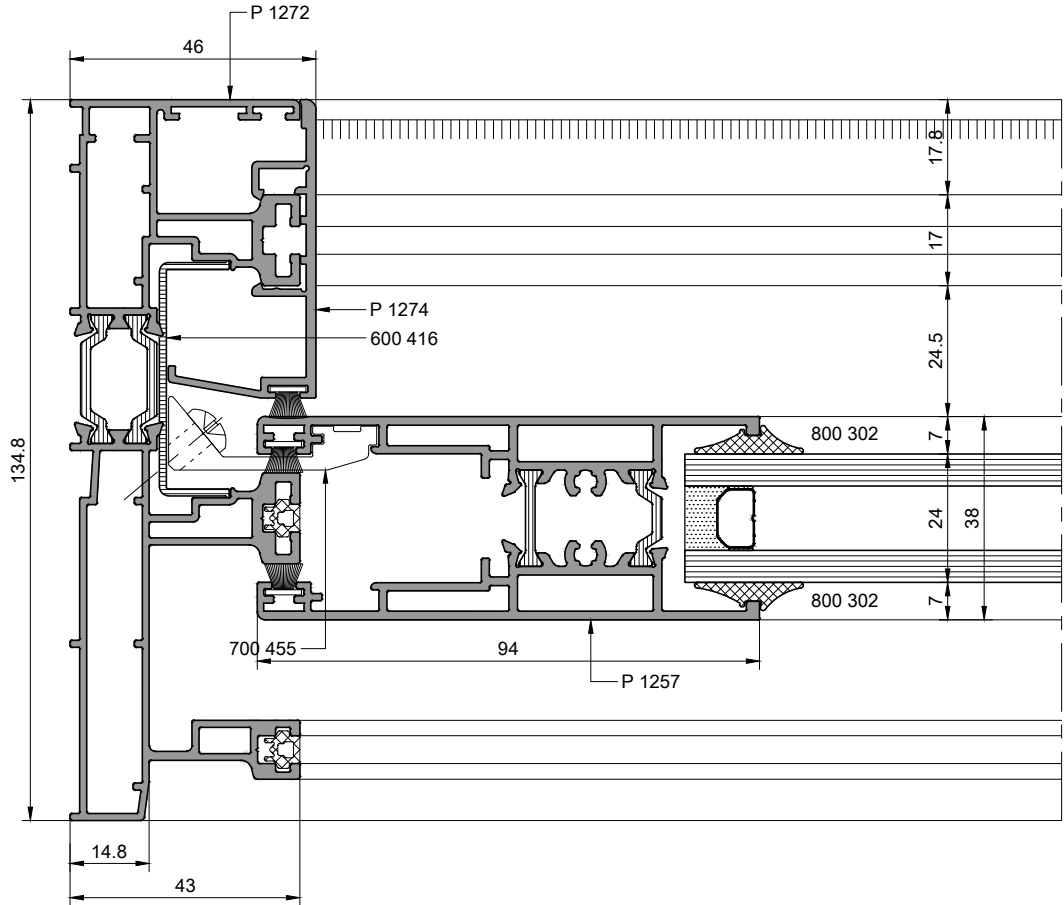


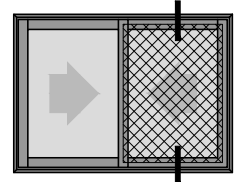
dış görünüş external view



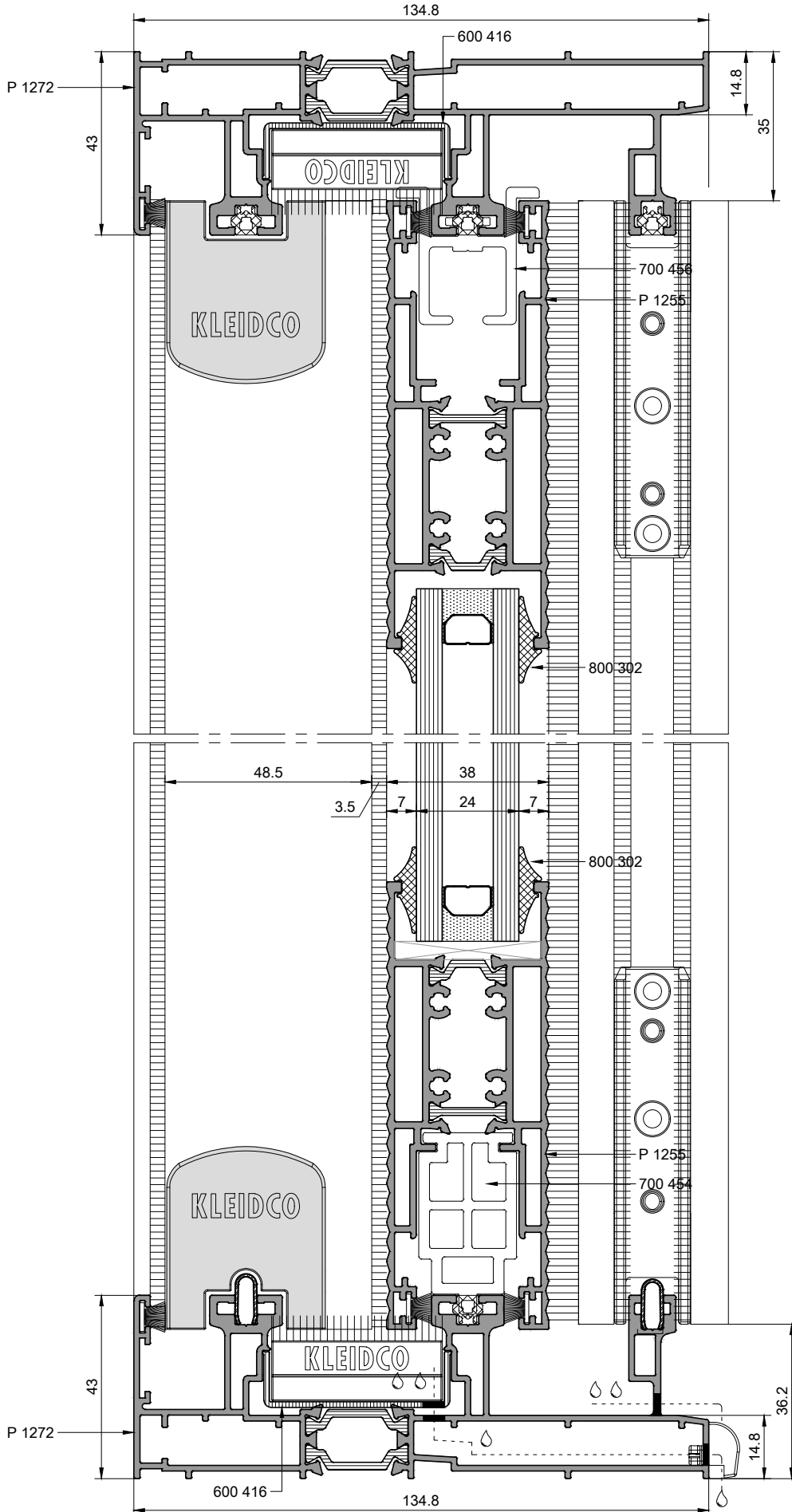


dış görünüş-external view



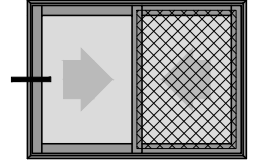


dış görünüş-external view

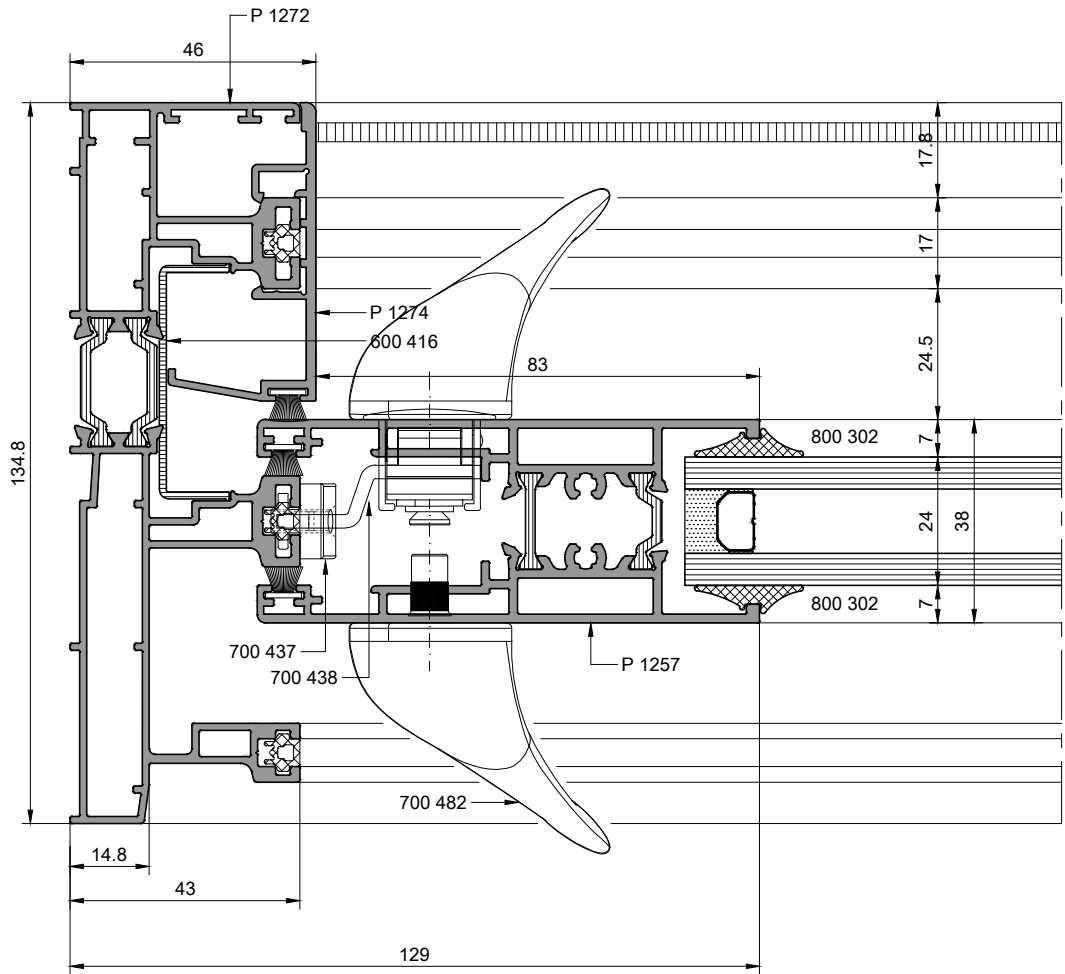


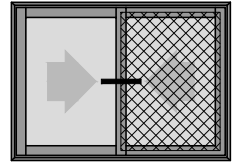
NOVA 90
BASİT SÜRME KAPI ve PENCERE SİSTEMİ
SIMPLE SLIDE DOOR and WINDOW SYSTEM

ALTERNATİF
ÇİFT RAYLI SİNEKLİKLİ KASA
SİSTEM DETAYLARI
ALTERNATIVE
DOUBLE TRACK RAIL with FLY SCREEN RAIL
PRINCIPAL SECTION

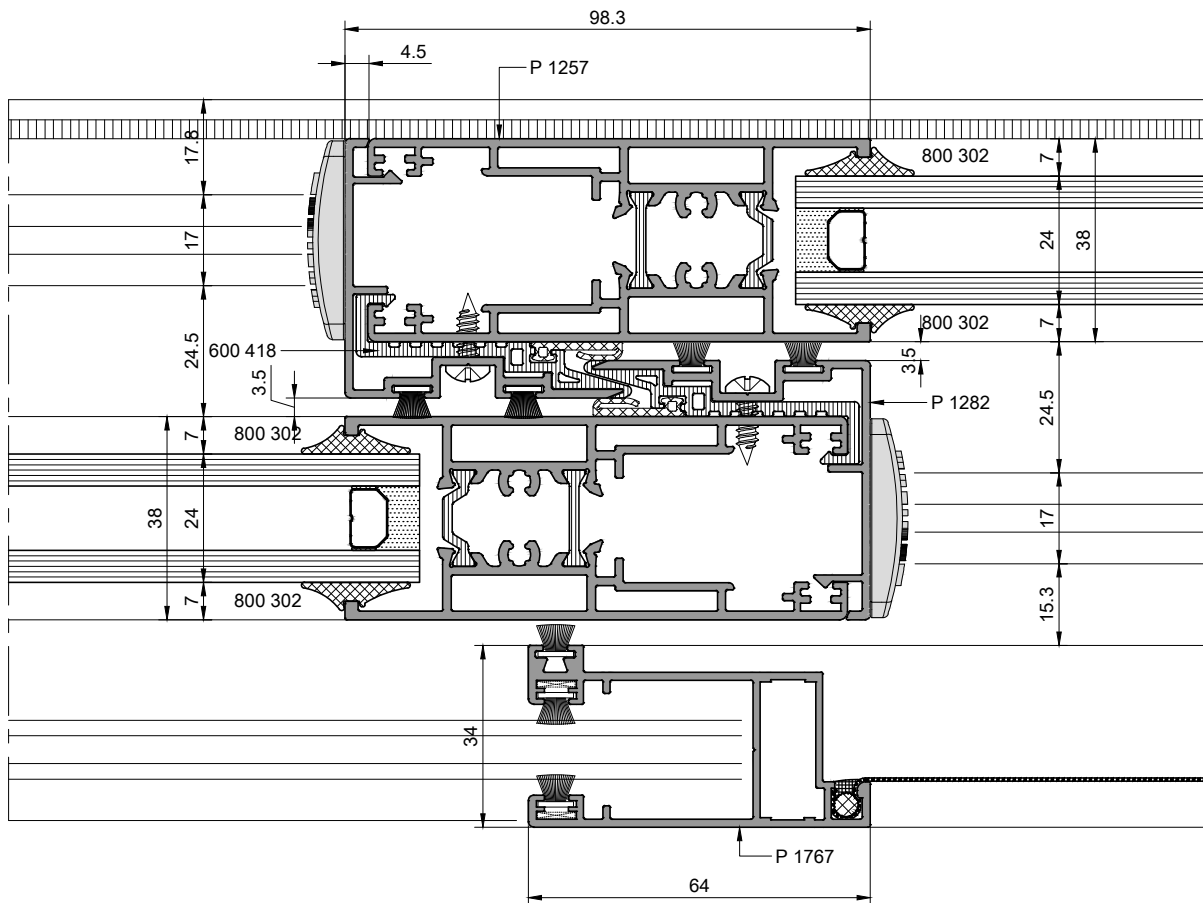


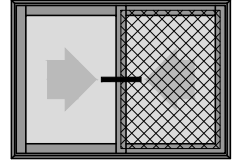
dış görünüş-external view





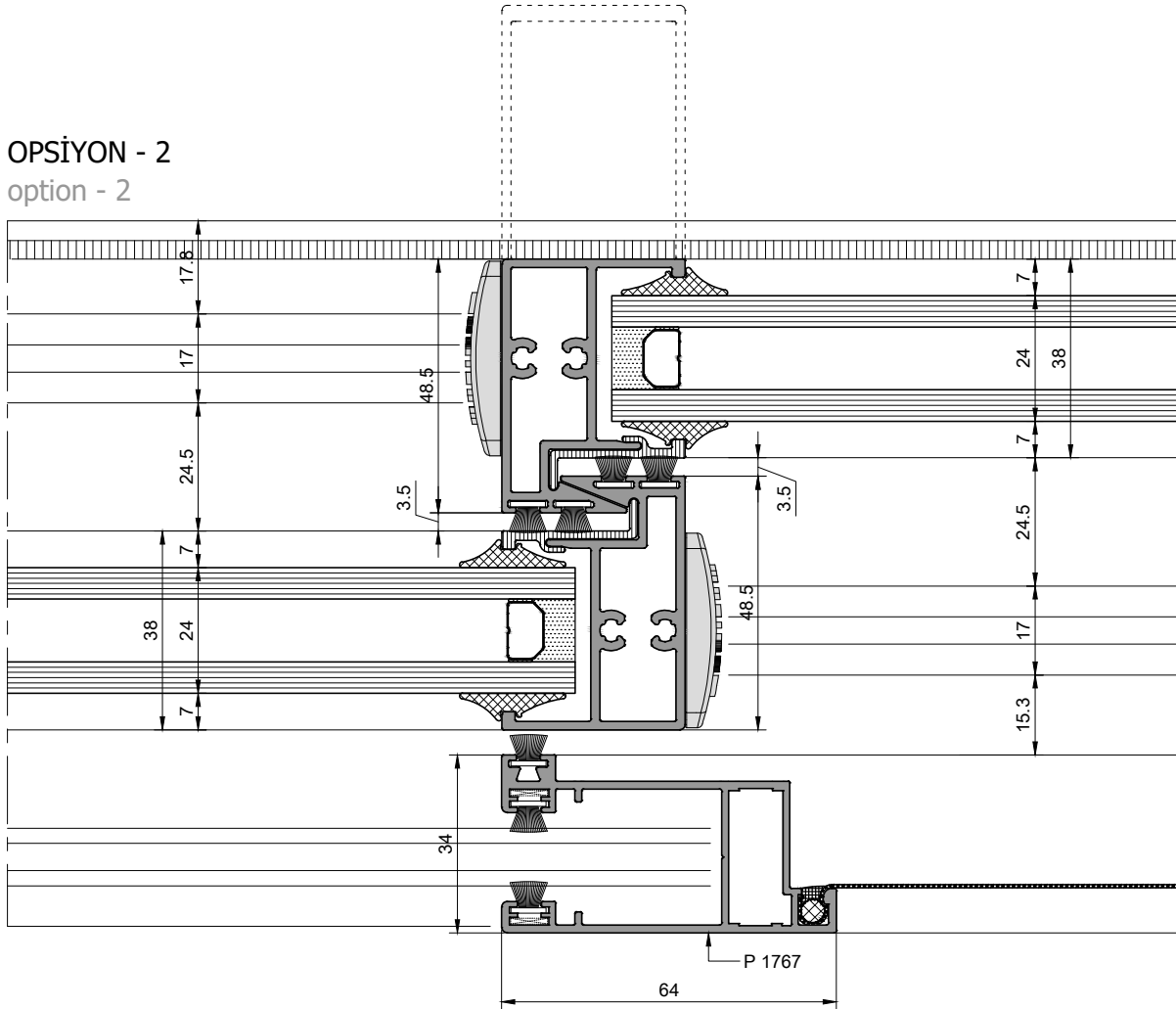
dış görünüş-external view






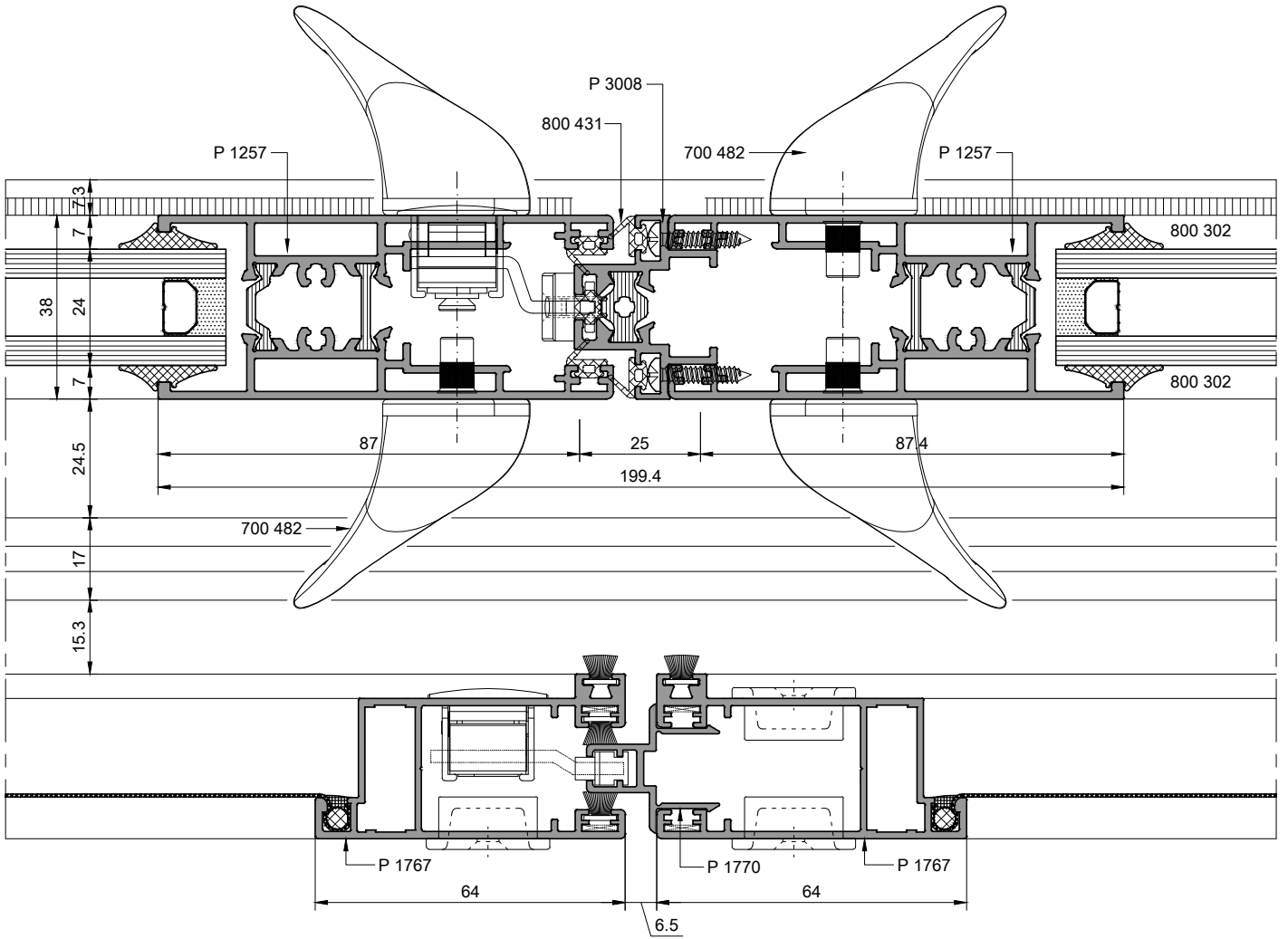
dış görünüş-external view

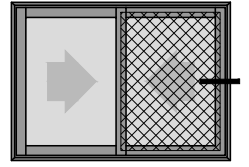
OPSIYON - 2
option - 2



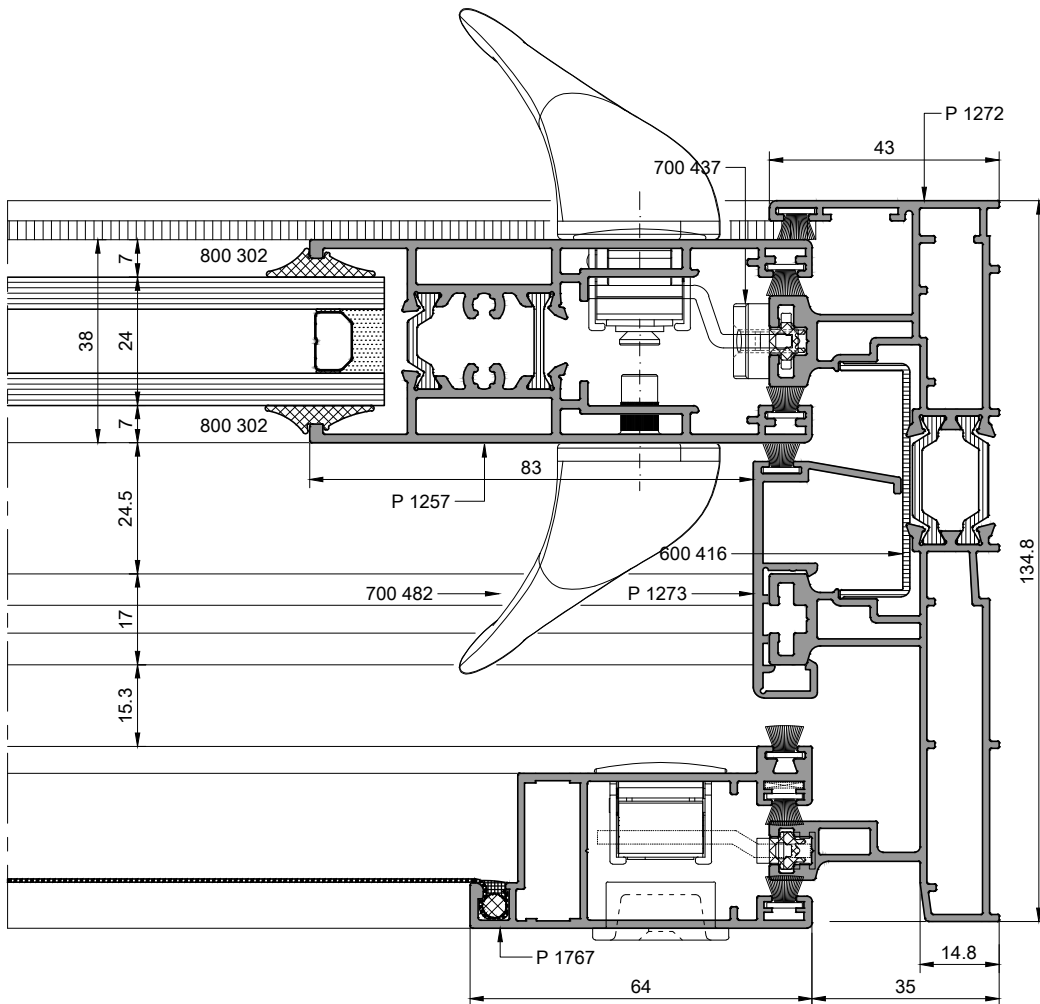


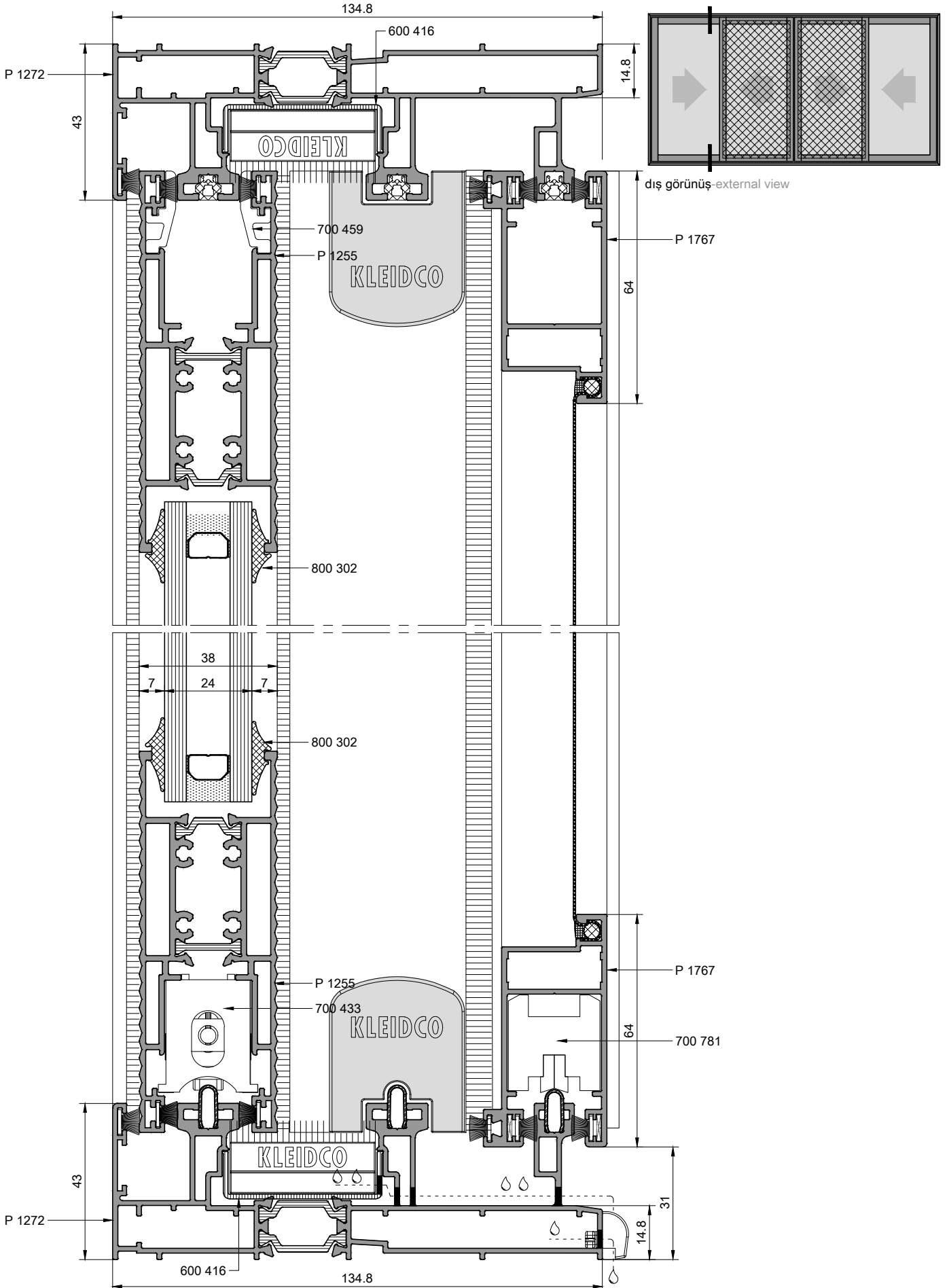
dış görünüş external view





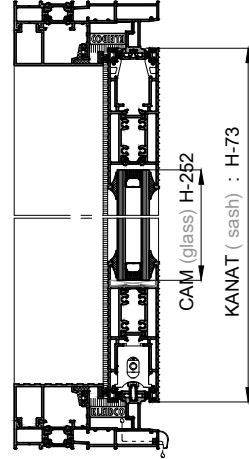
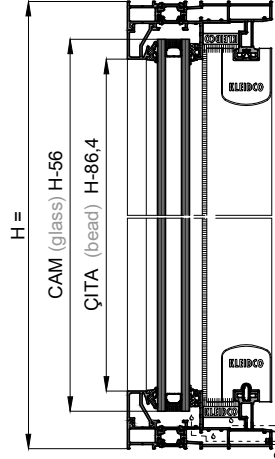
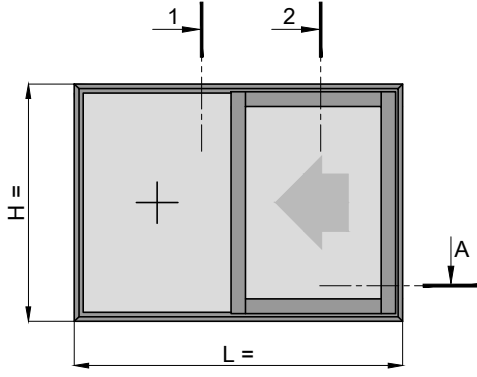
dış görünüş-external view





NOVA 90
BASİT SÜRME KAPI ve PENCERE SİSTEMİ
SIMPLE SLIDE DOOR and WINDOW SYSTEM

KESİM LİSTELERİ
CUTTING LISTS



CONTA LİSTESİ-GASKET LİST

CONTA KODU GASKET COD.	MİKTAR QUANTITY	MALZEME TANIMI MATERIAL DESCRIPTION
800 271	L 2H	İÇ CAM CONTASI interior glazing gasket
800 218	L 2H	DIŞ CAM CONTASI exterior glazing gasket
800 254	2H	KENET CONTASI interlock gasket
800 302	2L 4H	İÇ ve DIŞ CAM CONTASI interior and exterior glazing gasket
800 304	L H	KANAL KAPATMA CONTASI channel closing gasket
800 309	L H	TEK RAYLI KASA YALITIM CONTASI single track rail frame insulating gasket
800 310	3L 8H	FİRÇA FİTİL brush gasket
700 328	L-89	INOX RAY stainless steel rail

AKSESUAR LİSTESİ-ACCESSORIES LİST

AKSESUAR ACCESSORIES	MİKTAR QUANTITY	MALZEME TANIMI MATERIAL DESCRIPTION
700 415	1tk	ALT ve ÜST KENET KAPAGI top and bottom cap plug for interlock
700 445	2ad	ALT ve ÜST SIZDIRMAZLIK tightness plug for single track rail
700 433	2ad	AYARLI RULMAN adjustable roller
700 459	4ad	KANAT SALLANTI ENGELLEME TAKOZU anti swing block for sash
700 322	2ad	ALUMİNYUM SIKIŞTIRMALI ONBAŞI aluminium corner with allen key
700 322 veya 700 334	4ad	ALUMİNYUM SIKIŞTIRMALI ONBAŞI (KASA İÇİN) aluminium corner with allen key (for frame)
700 413	4ad	KÖŞE BİRLEŞİM PVC TAKOZU corner assembly block for sash
700 418	2ad	GENİŞ KENET EK PVC ADAPTORU additional pvc plug for wide interlock
700 513	1ad	KANAT İÇİ GIZLI STOPER hidden bumper for inside of the sash
700 473	1ad	STOPER bumper

1 KESİTİ
section 1

2 KESİTİ
section 2

700 495	8ad	KASA KÖŞE-Frame corner
700 496	4ad	KASA KÖŞE-Frame corner

PROFİL KESİM LİSTESİ - PROFILE CUT LİST

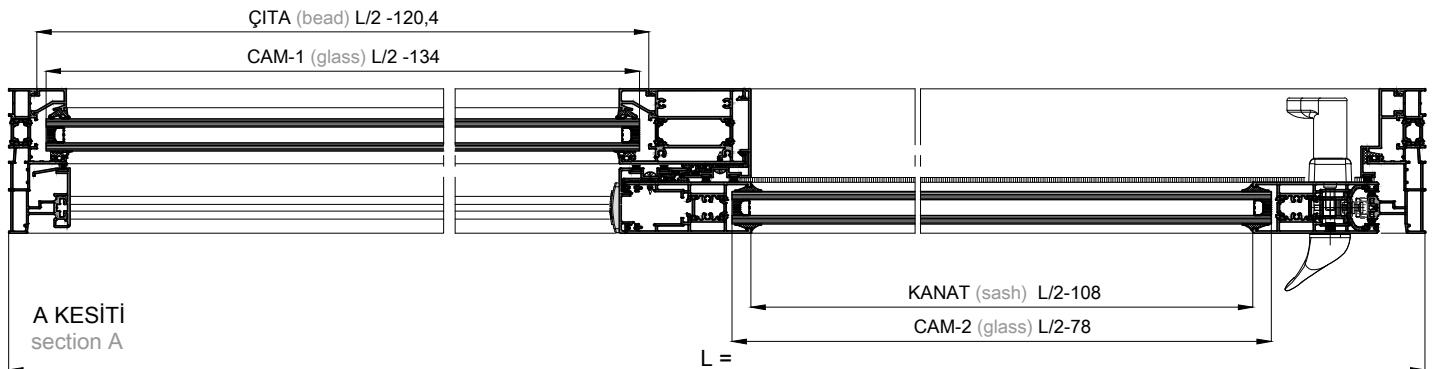
PRF KODU PRF. COD.	MİKTAR QUANTITY	PROFİL TANIMI PROFILE DESCRIPTION	KESİM ŞEKLİ SHAPE	KESİM ÖLÇÜSÜ SAWING LENGHT
P 1269	2ad	TEK RAYLI KASA PROFİL Single Track Rail Profile		H
	2ad	TEK RAYLI KASA PROFİL Single Track Rail Profile		L
P 1257	2ad	DÜŞEY KANAT PROFİLİ Vertical Sash Profile		H - 73
P 1255 - P 1254	2ad	YATAY KANAT PROFİLİ Horizontal Sash Profile		L / 2 - 106
P 1176	2ad	DÜŞEY ÇITA PROFİLİ Vertical Glazing Bead Profile		H - 86,4
	2ad	YATAY ÇITA PROFİLİ Horizontal Glazing Bead Profile		L / 2 - 120,4
P 1278	1ad	EŞİK PROFİLİ Threshold Profile		L / 2 + 19
P 1279	1ad	KASA KAPATMA PROFİLİ Frame Closing Profile		L / 2 + 19
P 1277	1ad	KASA KAPATMA PROFİLİ Frame Closing Profile		H - 96,5
P 1280	1ad	KENET KAPAK PROFİLİ Interlock Cap Profile		H - 96,5
P 1273	1ad	KASA KAPATMA PROFİLİ Frame Closing Profile		H - 68
P 1282	1ad	Kenet Kapak Profil Interlock Cap Profile		H - 73
P 1262	1ad	Geniş Orta Kayıt Profili Wide Mullion Profile		H - 42,4

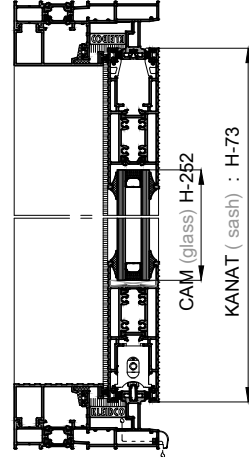
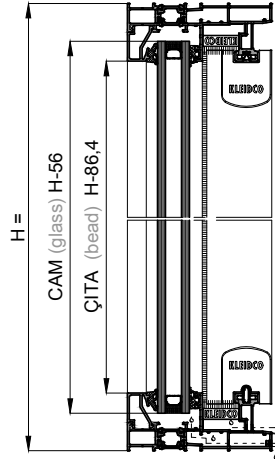
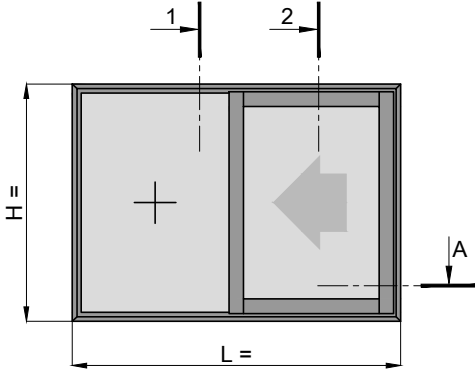
PVC PROFİL-PVC PROFILE

PVC KODU PVC COD.	MİKTAR QUANTITY	MALZEME TANIMI MATERIAL DESCRIPTION
600 417	H	İSPANYOLET KANAL PROFİLİ channel for espagnolette
600 418	2H	GENİŞ PVC KENET PROFİLİ pvc interlock for wide sash

CAM SİPARİŞİ- GLASS ORDER

MİKTAR QUANTITY	FORMÜLASYON FORMULA
1 ADET kanat camı 1 piece sash glass	L/2-134 X H-56
1 ADET kanat camı 1 piece sash glass	L/2-78 X H-252





CONTA LİSTESİ-GASKET LİST

CONTA KODU GASKET COD.	MİKTAR QUANTITY	MALZEME TANIMI MATERIAL DESCRIPTION
800 271	L 2H	İÇ CAM CONTASI interior glazing gasket
800 218	L 2H	DIŞ CAM CONTASI exterior glazing gasket
800 254	2H	KENET CONTASI interlock gasket
800 302	2L 4H	İÇ ve DIŞ CAM CONTASI interior and exterior glazing gasket
800 304	L H	KANAL KAPATMA CONTASI channel closing gasket
800 309	L H	TEK RAYLI KASA YALITIM CONTASI single track rail frame insulating gasket
800 310	3L 6H	FİRÇA FİTİL brush gasket
700 328	L-89	INOX RAY stainless steel rail

AKSESUAR LİSTESİ-ACCESSORIES LİST

AKSESUAR ACCESSORIES	MİKTAR QUANTITY	MALZEME TANIMI MATERIAL DESCRIPTION
700 415	1tk	ALT ve ÜST KENET KAPAGI top and bottom cap plug for interlock
700 446	2ad	ALT ve ÜST SIZDIRMAZLIK tightness plug for single track rail
700 433	2ad	AYARLI RULMAN adjustable roller
700 459	4ad	KANAT SALLANTI ENGELLEME TAKOZU anti swing block for sash
700 322	2ad	ALUMİNYUM SIKIŞTIRMALI ONBAŞI aluminium corner with allen key
700 322 veya 700 334	4ad	ALUMİNYUM SIKIŞTIRMALI ONBAŞI (KASA İÇİN) aluminium corner with allen key (for frame)
700 413	2ad	KÖŞE BİRLEŞİM PVC TAKOZU corner assembly block for sash
700 427	2ad	KÖŞE BİRLEŞİM PVC TAKOZU corner assembly block for sash
700 513	1ad	KANAT İÇİ GIZLI STOPER hidden bumper for inside of the sash
700 473	1ad	STOPER bumper

1 KESİTİ
section 1

2 KESİTİ
section 2

700 495	8ad	KASA KÖŞE-Frame corner
700 496	4ad	KASA KÖŞE-Frame corner

PROFİL KESİM LİSTESİ - PROFILE CUT LİST

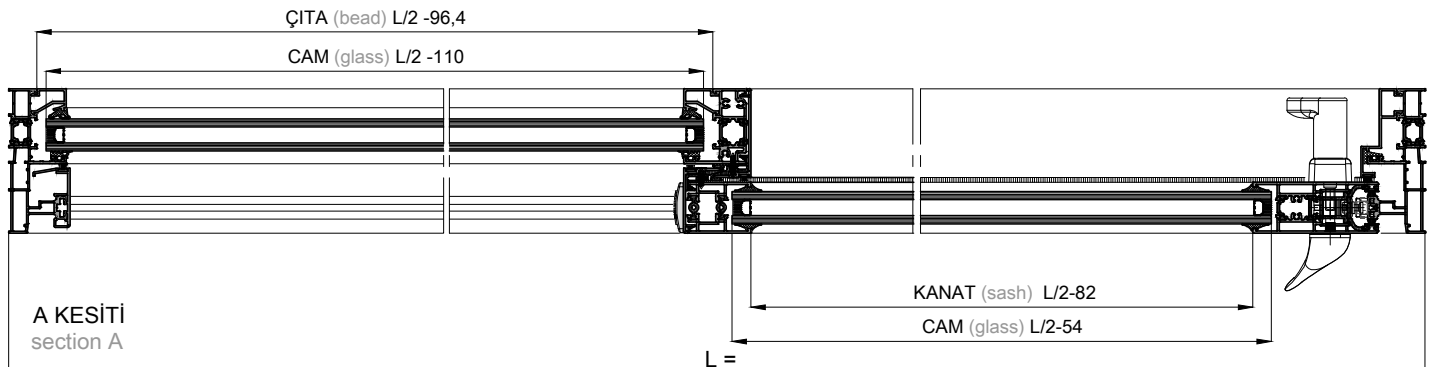
PRF KODU PRF. COD.	MİKTAR QUANTITY	PROFİL TANIMI PROFILE DESCRIPTION	KESİM ŞEKLİ SHAPE	KESİM ÖLÇÜSÜ SAWING LENGHT
P 1269	2ad	TEK RAYLI KASA PROFİL Single Track Rail Profile		H
	2ad	TEK RAYLI KASA PROFİL Single Track Rail Profile		L
P 1257	1ad	DÜŞEY KANAT PROFİLİ Vertical Sash Profile		H - 73
P 1260	1ad	DÜŞEY KANAT PROFİLİ Vertical Sash Profile		H - 73
P 1255 - P 1254	2ad	YATAY KANAT PROFİLİ Horizontal Sash Profile		L / 2 - 82
P 1176	2ad	DÜŞEY ÇITA PROFİLİ Vertical Glazing Bead Profile		H - 86,4
	2ad	YATAY ÇITA PROFİLİ Horizontal Glazing Bead Profile		L / 2 - 96,4
P 1278	1ad	EŞİK PROFİLİ Threshold Profile		L / 2 + 42,2
P 1279	1ad	KASA KAPATMA PROFİLİ Frame Closing Profile		L / 2 + 42,2
P 1277	1ad	KASA KAPATMA PROFİLİ Frame Closing Profile		H - 96,5
P 1281	1ad	KENET KAPAK PROFİLİ Interlock Cap Profile		H - 96,5
P 1273	1ad	KASA KAPATMA PROFİLİ Frame Closing Profile		H - 68
P 1283	1ad	Kenet Kapak Profili Interlock Cap Profile		H - 73
P 1263	1ad	Dar Orta Kayıt Profili Slim Mullion Profile		H - 42,4

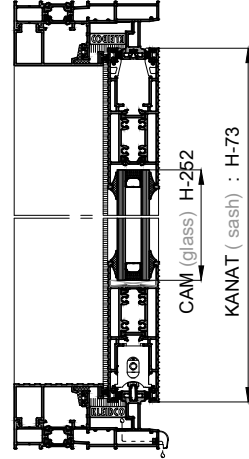
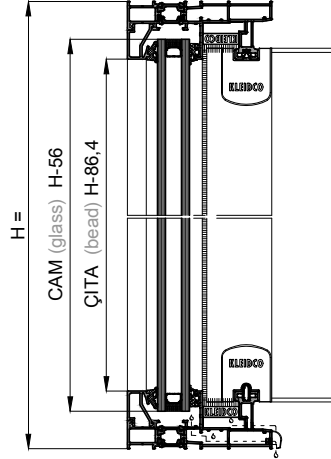
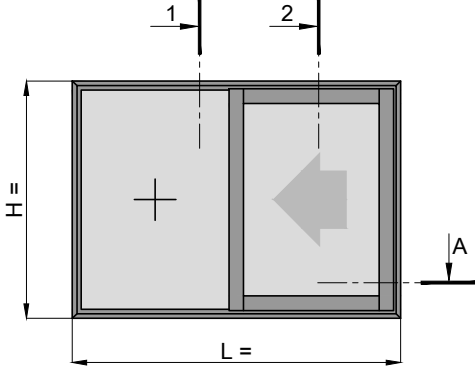
PVC PROFİL-PVC PROFILE

PVC KODU PVC COD.	MİKTAR QUANTITY	MALZEME TANIMI MATERIAL DESCRIPTION
600 417	H	İSPANYOLET KANAL PROFİLİ channel for espagnolette
600 419	2H	DAR PVC KENET PROFİLİ pvc interlock for slim sash

CAM SİPARİŞİ- GLASS ORDER

MİKTAR QUANTITY	FORMÜLASYON FORMULA
1 ADET kanat camı 1 piece sash glass	L/2-110 X H-56
1 ADET kanat camı 1 piece sash glass	L/2-54 X H-252





CONTA LİSTESİ-GASKET LİST

CONTA KODU GASKET COD.	MİKTAR QUANTITY	MALZEME TANIMI MATERIAL DESCRIPTION
800 271	L 2H	İÇ CAM CONTASI interior glazing gasket
800 218	L 2H	DIŞ CAM CONTASI exterior glazing gasket
800 254	2H	KENET CONTASI interlock gasket
800 302	2L 4H	İÇ ve DIŞ CAM CONTASI interior and exterior glazing gasket
800 304	L H	KANAL KAPATMA CONTASI channel closing gasket
800 309	L H	TEK RAYLI KASA YALITIM CONTASI single track rail frame insulating gasket
800 310	3L 6H	FİRÇA FİTİL brush gasket
700 328	L-89	INOX RAY stainless steel rail

AKSESUAR LİSTESİ-ACCESSORIES LİST

AKSESUAR ACCESSORIES	MİKTAR QUANTITY	MALZEME TANIMI MATERIAL DESCRIPTION
700 415	1tk	ALT ve ÜST KENET KAPAGI top and bottom cap plug for interlock
700 446	2ad	ALT ve ÜST SIZDIRMAZLIK tightness plug for single track rail
700 433	2ad	AYARLI RULMAN adjustable roller
700 459	4ad	KANAT SALLANTI ENGELLEME TAKOZU anti swing block for sash
700 322	2ad	ALUMİNYUM SIKIŞTIRMALI ONBAŞI aluminium corner with allen key
700 322 veya 700 334	4ad	ALUMİNYUM SIKIŞTIRMALI ONBAŞI (KASA İÇİN) aluminium corner with allen key (for frame)
700 413	2ad	KÖŞE BİRLEŞİM PVC TAKOZU corner assembly block for sash
700 427	2ad	KÖŞE BİRLEŞİM PVC TAKOZU corner assembly block for sash
700 513	1ad	KANAT İÇİ GİZLİ STOPER hidden bumper for inside of the sash
700 473	1ad	STOPER bumper
700 419	2ad	TAKVİYELİ KENET PROFİLİ ALT ve ÜST KAPAGI pvc cap plug for reinforcement interlock

1 KESİTİ
section 1

2 KESİTİ
section 2

700 495	8ad	KASA KÖŞE-Frame corner
700 496	4ad	KASA KÖŞE-Frame corner

PROFİL KESİM LİSTESİ - PROFILE CUT LİST

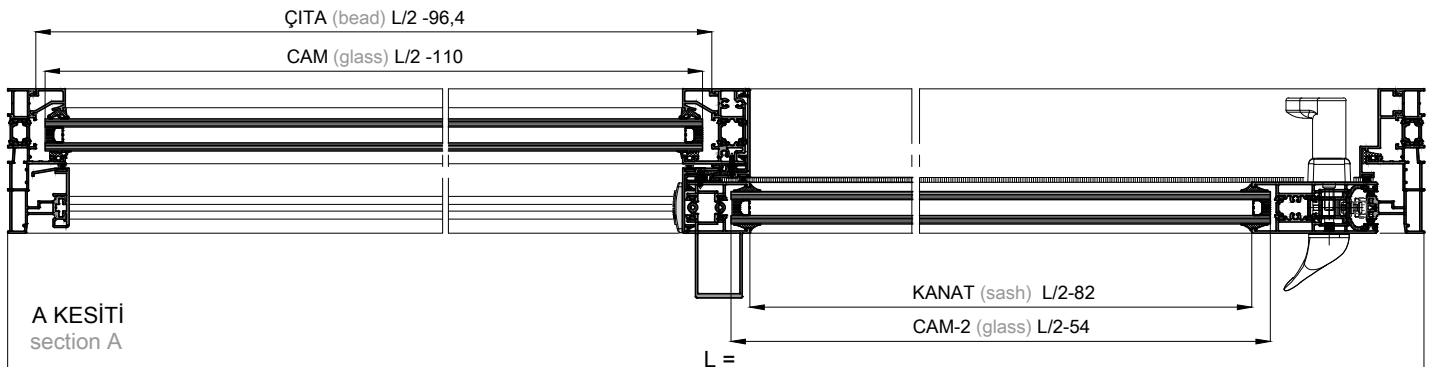
PRF KODU PRF. COD.	MİKTAR QUANTITY	PROFİL TANIMI PROFILE DESCRIPTION	KESİM ŞEKLİ SHAPE	KESİM ÖLÇÜSÜ SAWING LENGHT
P 1269	2ad	TEK RAYLI KASA PROFİL Single Track Rail Profile		H
	2ad	TEK RAYLI KASA PROFİL Single Track Rail Profile		L
P 1257	1ad	DÜŞEY KANAT PROFİLİ Vertical Sash Profile		H - 73
P 1261	1ad	DÜŞEY KANAT PROFİLİ Vertical Sash Profile		H - 73
P 1255 - P 1254	2ad	YATAY KANAT PROFİLİ Horizontal Sash Profile		L / 2 - 82
P 1176	2ad	DÜŞEY ÇİTA PROFİLİ Vertical Glazing Bead Profile		H - 86,4
	2ad	YATAY ÇİTA PROFİLİ Horizontal Glazing Bead Profile		L / 2 - 96,4
P 1278	1ad	EŞİK PROFİLİ Threshold Profile		L / 2 + 42,2
P 1279	1ad	KASA KAPATMA PROFİLİ Frame Closing Profile		L / 2 + 42,2
P 1277	1ad	KASA KAPATMA PROFİLİ Frame Closing Profile		H - 96,5
P 1281	1ad	KENET KAPAK PROFİLİ Interlock Cap Profile		H - 96,5
P 1273	1ad	KASA KAPATMA PROFİLİ Frame Closing Profile		H - 68
P 1283	1ad	Kenet Kapak Profili Interlock Cap Profile		H - 73
P 1263	1ad	Dar Orta Kayıt Profili Slim Mullion Profile		H - 42,4

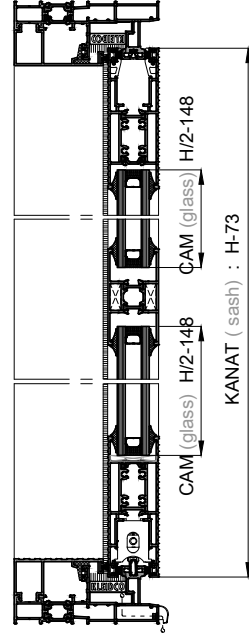
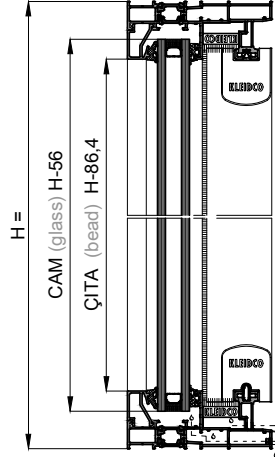
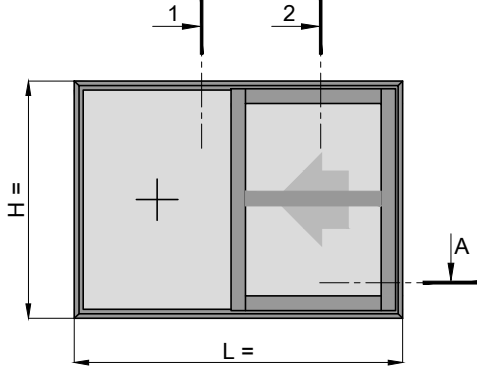
PVC PROFİL-PVC PROFILE

PVC KODU PVC COD.	MİKTAR QUANTITY	MALZEME TANIMI MATERIAL DESCRIPTION
600 417	H	İSPANYOLET KANAL PROFİLİ channel for espagnolette
600 419	2H	DAR PVC KENET PROFİLİ pvc interlock for slim sash

CAM SİPARİŞİ- GLASS ORDER

MİKTAR QUANTITY	FORMÜLASYON FORMULA
1 ADET kanat camı 1 piece sash glass	L/2-110 X H-56
1 ADET kanat camı 1 piece sash glass	L/2-54 X H-252





CONTA LİSTESİ-GASKET LİST

CONTA KODU GASKET COD.	MİKTAR QUANTITY	MALZEME TANIMI MATERIAL DESCRIPTION
800 271	L 2H	İÇ CAM CONTASI interior glazing gasket
800 218	L 2H	DIŞ CAM CONTASI exterior glazing gasket
800 254	2H	KENET CONTASI interlock gasket
800 302	2L 4H	İÇ ve DIŞ CAM CONTASI interior and exterior glazing gasket
800 304	L H	KANAL KAPATMA CONTASI channel closing gasket
800 309	L H	TEK RAYLI KASA YALITIM CONTASI single track rail frame insulating gasket
800 310	3L 8H	FİRÇA FİTİL brush gasket
700 328	L-89	INOX RAY stainless steel rail

AKSESUAR LİSTESİ-ACCESSORIES LİST

AKSESUAR ACCESSORIES	MİKTAR QUANTITY	MALZEME TANIMI MATERIAL DESCRIPTION
700 415	1tk	ALT ve ÜST KENET KAPAGI top and bottom cap plug for interlock
700 445	2ad	ALT ve ÜST SIZDIRMAZLIK tightness plug for single track rail
700 433	2ad	AYARLI RULMAN adjustable roller
700 459	4ad	KANAT SALLANTI ENGELLEME TAKOZU anti swing block for sash
700 322	2ad	ALUMİNYUM SIKIŞTIRMALI ONBAŞI aluminium corner with allen key
700 322 veya 700 334	4ad	ALUMİNYUM SIKIŞTIRMALI ONBAŞI (KASA İÇİN) aluminium corner with allen key (for frame)
700 413	4ad	KÖŞE BİRLEŞİM PVC TAKOZU corner assembly block for sash
700 418	2ad	GENİŞ KENET EK PVC ADAPTORU additional pvc plug for wide interlock
700 513	1ad	KANAT İÇİ GİZLİ STOPER hidden bumper for inside of the sash
700 473	1ad	STOPER bumper

1 KESİTİ
section 1

700 495	8ad	KASA KÖŞE-Frame corner
700 496	4ad	KASA KÖŞE-Frame corner
700 581	2ad	ORTA KAYIT T BİRLEŞİMPARÇASI T connecting bracket for mullion

2 KESİTİ
section 2

PROFİL KESİM LİSTESİ - PROFILE CUT LİST

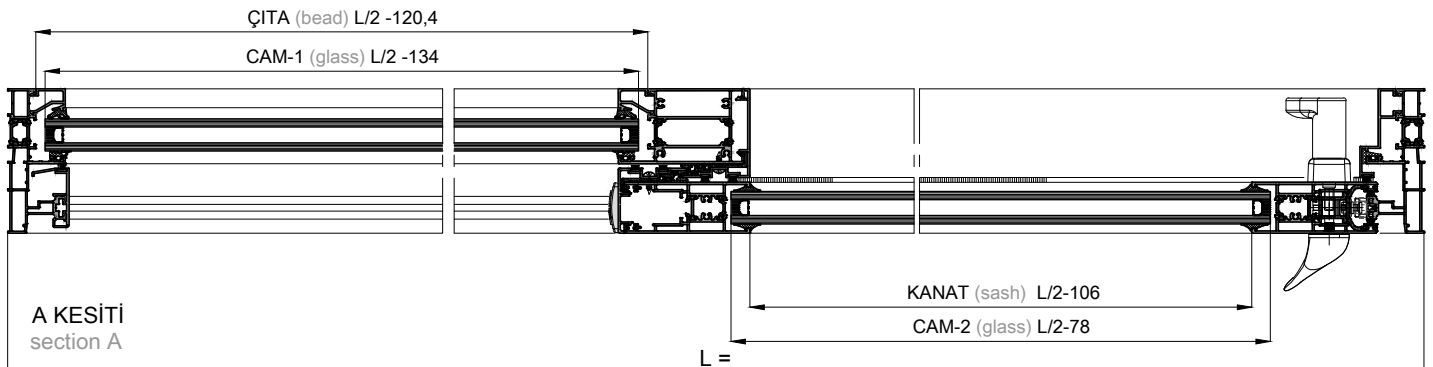
PRF KODU PRF. COD.	MİKTAR QUANTITY	PROFİL TANIMI PROFILE DESCRIPTION	KESİM ŞEKLİ SHAPE	KESİM ÖLÇÜSÜ SAWING LENGHT
P 1269	2ad	TEK RAYLI KASA PROFİL Single Track Rail Profile		H
	2ad	TEK RAYLI KASA PROFİL Single Track Rail Profile		L
P 1257	2ad	DÜŞEY KANAT PROFİLİ Vertical Sash Profile		H - 73
P 1255 - P 1254	2ad	YATAY KANAT PROFİLİ Horizontal Sash Profile		L / 2 - 106
P 1176	2ad	DÜŞEY ÇİTA PROFİLİ Vertical Glazing Bead Profile		H - 86,4
	2ad	YATAY ÇİTA PROFİLİ Horizontal Glazing Bead Profile		L / 2 - 120,4
P 1278	1ad	EŞİK PROFİLİ Threshold Profile		L / 2 + 19
P 1279	1ad	KASA KAPATMA PROFİLİ Frame Closing Profile		L / 2 + 19
P 1277	1ad	KASA KAPATMA PROFİLİ Frame Closing Profile		H - 96,5
P 1280	1ad	KENET KAPAK PROFİLİ Interlock Cap Profile		H - 96,5
P 1273	1ad	KASA KAPATMA PROFİLİ Frame Closing Profile		H - 68
P 1282	1ad	Kenet Kapak ProfİLİ Interlock Cap Profile		H - 73
P 1262	1ad	Geniş Orta Kayıt ProfİLİ Wide Mullion Profile		H - 42,4
P 1995	1ad	Orta Kayıt ProfİLİ Mullion Profile		L/2 - 76,7

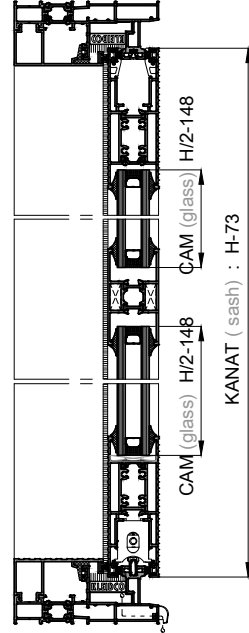
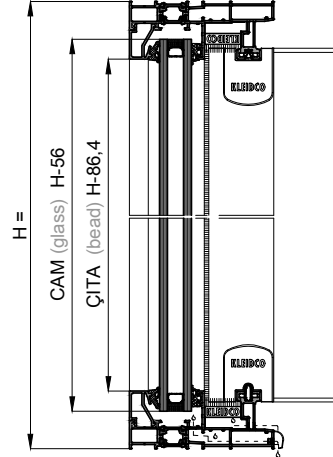
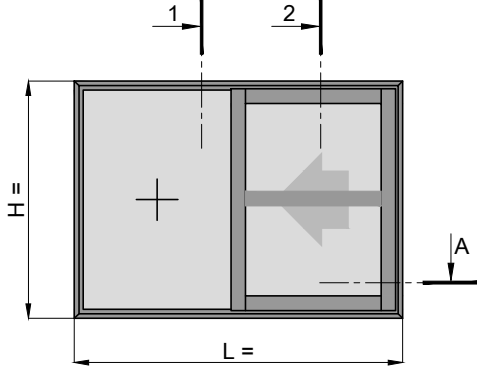
PVC PROFİL-PVC PROFILE

PVC KODU PVC COD.	MİKTAR QUANTITY	MALZEME TANIMI MATERIAL DESCRIPTION
600 417	H	İSPANYOLET KANAL PROFİLİ channel for espagnolette
600 418	2H	GENİŞ PVC KENET PROFİLİ pvc interlock for wide sash

CAM SİPARİŞİ- GLASS ORDER

MİKTAR QUANTITY	FORMÜLASYON FORMULA
1 ADET kanat camı 1 piece sash glass	L/2-134 X H-56
2 ADET kanat camı 2 piece sash glass	L/2-78 X H/2-148





CONTA LİSTESİ-GASKET LİST

CONTA KODU GASKET COD.	MİKTAR QUANTITY	MALZEME TANIMI MATERIAL DESCRIPTION
800 271	L 2H	İÇ CAM CONTASI interior glazing gasket
800 218	L 2H	DIŞ CAM CONTASI exterior glazing gasket
800 254	2H	KENET CONTASI interlock gasket
800 302	4L 4H	İÇ ve DIŞ CAM CONTASI interior and exterior glazing gasket
800 304	L H	KANAL KAPATMA CONTASI channel closing gasket
800 309	L H	TEK RAYLI KASA YALITIM CONTASI single track rail frame insulating gasket
800 310	3L 6H	FİRÇA FİTİL brush gasket
700 328	L-89	INOX RAY stainless steel rail

AKSESUAR LİSTESİ-ACCESSORIES LİST

AKSESUAR ACCESSORIES	MİKTAR QUANTITY	MALZEME TANIMI MATERIAL DESCRIPTION
700 415	1tk	ALT ve ÜST KENET KAPAGI top and bottom cap plug for interlock
700 446	2ad	ALT ve ÜST SIZDIRMAZLIK tightness plug for single track rail
700 433	2ad	AYARLI RULMAN adjustable roller
700 459	4ad	KANAT SALLANTI ENGELLEME TAKOZU anti swing block for sash
700 322	2ad	ALUMİNYUM SIKIŞTIRMALI ONBAŞI aluminium corner with allen key
700 322 veya 700 334	4ad	ALUMİNYUM SIKIŞTIRMALI ONBAŞI (KASA İÇİN) aluminium corner with allen key (for frame)
700 413	2ad	KÖŞE BİRLEŞİM PVC TAKOZU corner assembly block for sash
700 419	2ad	TAKYİYELİ KENET PROFİLİALT ve ÜST KAPAGI pvc cap plug for reinforcement interlock
700 427	2ad	KÖŞE BİRLEŞİM PVC TAKOZU corner assembly block for sash
700 513	1ad	KANAT İÇİ GİZLİ STOPER hidden bumper for inside of the sash
700 473	1ad	STOPER bumper

1 KESİTİ
section 1

700 495	8ad	KASA KÖŞE-Frame corner
700 496	4ad	KASA KÖŞE-Frame corner
700 581	2ad	ORTA KAYIT T BİRLEŞİMPARÇASI T connecting bracket for mullion

2 KESİTİ
section 2

PROFİL KESİM LİSTESİ - PROFILE CUT LİST

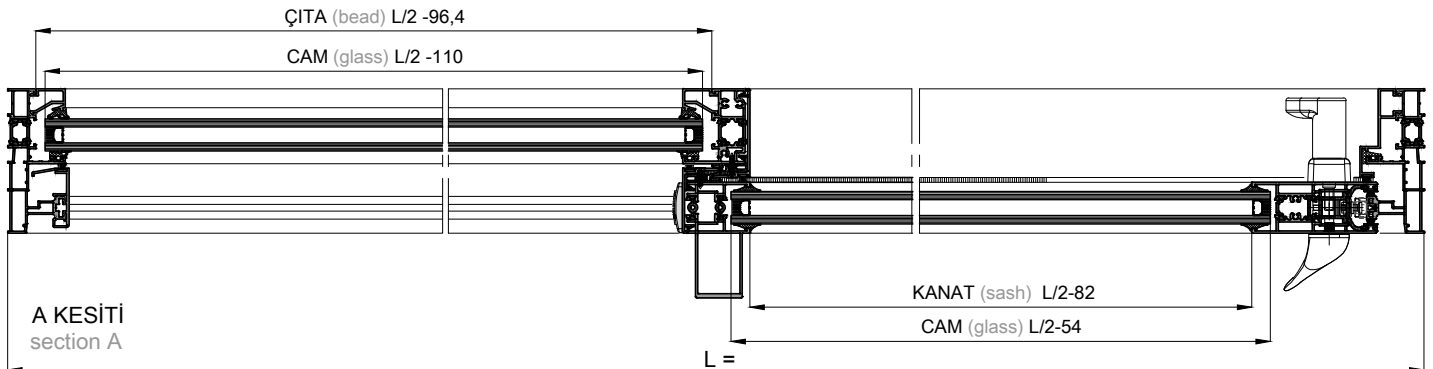
PRF KODU PRF. COD.	MİKTAR QUANTITY	PROFİL TANIMI PROFILE DESCRIPTION	KESİM ŞEKLİ SHAPE	KESİM ÖLÇÜSÜ SAWING LENGHT
P 1269	2ad	TEK RAYLI KASA PROFİL Single Track Rail Profile		H
	2ad	TEK RAYLI KASA PROFİL Single Track Rail Profile		L
P 1257	1ad	DÜŞEY KANAT PROFİLİ Vertical Sash Profile		H - 73
P 1261	1ad	DÜŞEY KANAT PROFİLİ Vertical Sash Profile		H - 73
P 1255 - P 1254	2ad	YATAY KANAT PROFİLİ Horizontal Sash Profile		L / 2 - 82
P 1176	2ad	DÜŞEY ÇİTA PROFİLİ Vertical Glazing Bead Profile		H - 86,4
	2ad	YATAY ÇİTA PROFİLİ Horizontal Glazing Bead Profile		L / 2 - 96,4
P 1278	1ad	EŞİK PROFİLİ Threshold Profile		L / 2 + 42,2
P 1279	1ad	KASA KAPATMA PROFİLİ Frame Closing Profile		L / 2 + 42,2
P 1277	1ad	KASA KAPATMA PROFİLİ Frame Closing Profile		H - 96,5
P 1281	1ad	KENET KAPAK PROFİLİ Interlock Cap Profile		H - 96,5
P 1273	1ad	KASA KAPATMA PROFİLİ Frame Closing Profile		H - 68
P 1283	1ad	Kenet Kapak ProfİLİ Interlock Cap Profile		H - 73
P 1263	1ad	Dar Orta Kayıt ProfİLİ Slim Mullion Profile		H - 42,4
P 1995	1ad	Orta Kayıt ProfİLİ Mullion Profile		L / 2 - 52,7

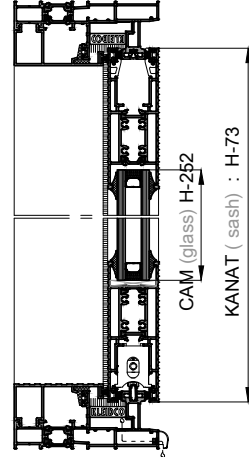
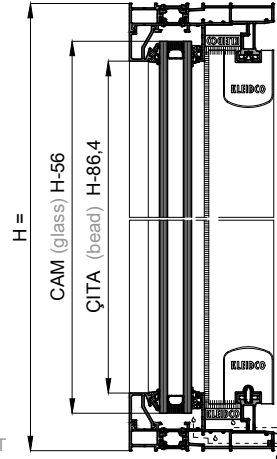
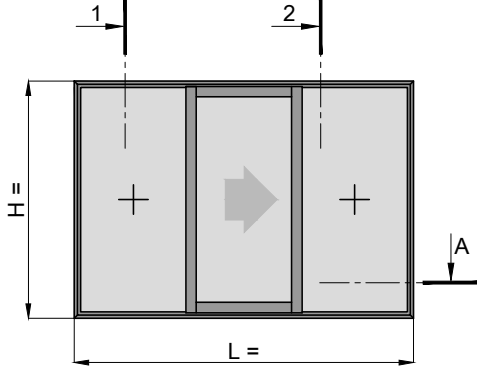
PVC PROFİL-PVC PROFILE

PVC KODU PVC COD.	MİKTAR QUANTITY	MALZEME TANIMI MATERIAL DESCRIPTION
600 417	H	İSPANYOLET KANAL PROFİLİ channel for espagnolette
600 419	2H	DAR PVC KENET PROFİLİ pvc interlock for slim sash

CAM SİPARİŞİ- GLASS ORDER

MİKTAR QUANTITY	FORMÜLASYON FORMULA
1 ADET kanat camı 1 piece sash glass	L/2-110 X H-56
2 ADET kanat camı 2 piece sash glass	L/2-54 X H/2-148





CONTA LİSTESİ-GASKET LİST

CONTA KODU GASKET COD.	MİKTAR QUANTITY	MALZEME TANIMI MATERIAL DESCRIPTION
800 271	L 4H	İÇ CAM CONTASI interior glazing gasket
800 218	L 4H	DIŞ CAM CONTASI exterior glazing gasket
800 254	2H	KENET CONTASI interlock gasket
800 302	2L 4H	İÇ ve DIŞ CAM CONTASI interior and exterior glazing gasket
800 304	L H	KANAL KAPATMA CONTASI channel closing gasket
800 309	L H	TEK RAYLI KASA YALITIM CONTASI single track rail frame insulating gasket
800 310	3L 9H	FİRÇA FİTİL brush gasket
700 328	L-89	INOX RAY stainless steel rail

AKSESUAR LİSTESİ-ACCESSORIES LİST

AKSESUAR ACCESSORIES	MİKTAR QUANTITY	MALZEME TANIMI MATERIAL DESCRIPTION
700 415	1tk	ALT ve ÜST KENET KAPAGI top and bottom cap plug for interlock
700 445	2ad	ALT ve ÜST SIZDIRMAZLIK tightness plug for single track rail
700 433	2ad	AYARLI RULMAN adjustable roller
700 459	4ad	KANAT SALLANTI ENGELLEME TAKOZU anti swing block for sash
700 322	6ad	ALUMİNYUM SIKIŞTIRMALI ONBAŞI aluminium corner with alien key
700 322 veya 700 334	4ad	ALUMİNYUM SIKIŞTIRMALI ONBAŞI (KASA İÇİN) aluminium corner with alien key(for frame)
700 413	4ad	KÖŞE BİRLEŞİM PVC TAKOZU corner assembly block for sash
700 418	2ad	GENİŞ KENET EK PVC ADAPTÖRÜ additional pvc plug for wide interlock
700 513	1ad	KANAT İÇİ GİZLİ STOPER hidden bumper for inside of the sash
700 473	1ad	STOPER bumper
700 588	2ad	EPDM KÖPÜK Epdm foam
700 403	2tk	T BİRLEŞİM AKSESUARI T connecting bracket for mullion
700 497	2ad	ADAPTÖR TAPASI adapter stopper

1 KESİTİ
section 1

2 KESİTİ
section 2

700 495	8ad	KASA KÖŞE-Frame corner
700 496	4ad	KASA KÖŞE-Frame corner

PROFİL KESİM LİSTESİ - PROFILE CUT LİST

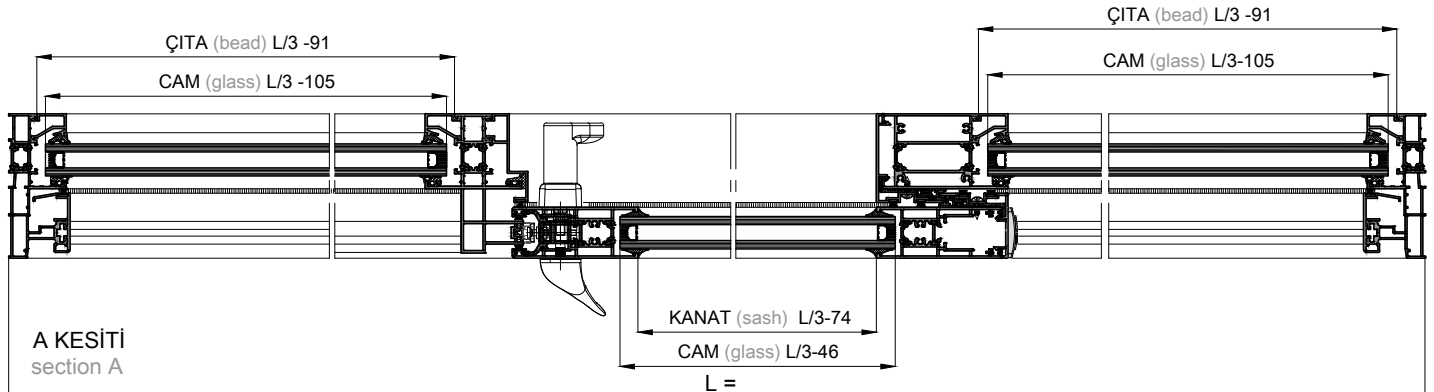
PRF KODU PRF. COD.	MİKTAR QUANTITY	PROFİL TANIMI PROFILE DESCRIPTION	KESİM ŞEKLİ SHAPE	KESİM ÖLÇÜSÜ SAWING LENGHT
P 1269	2ad	TEK RAYLI KASA PROFİL Single Track Rail Profile		H
	2ad	TEK RAYLI KASA PROFİL Single Track Rail Profile		L
P 1257	2ad	DÜŞEY KANAT PROFİLİ Vertical Sash Profile		H - 73
P 1255 - P 1254	2ad	YATAY KANAT PROFİLİ Horizontal Sash Profile		L / 3 - 74
P 1176	4ad	DÜŞEY ÇITA PROFİLİ Vertical Glazing Bead Profile		H - 86,4
	4ad	YATAY ÇITA PROFİLİ Horizontal Glazing Bead Profile		L / 3 - 91
P 1278	1ad	EŞİK PROFİLİ Threshold Profile		L / 3 + 52,4
P 1279	1ad	KASA KAPATMA PROFİLİ Frame Closing Profile		L / 3 + 52,4
P 1277	1ad	KASA KAPATMA PROFİLİ Frame Closing Profile		H - 96,5
P 1280	1ad	KENET KAPAK PROFİLİ Interlock Cap Profile		H - 96,5
P 1273	2ad	KASA KAPATMA PROFİLİ Frame Closing Profile		H - 68
P 1282	1ad	KENET KAPAK PROFİLİ Interlock Cap Profile		H - 73
P 1262	1ad	GENİŞ ORTA KAYIT PROFİLİ Wide Mullion Profile		H - 42,4
P 1327	1ad	ADAPTÖR PROFİLİ Adepter Profile		H - 42,4

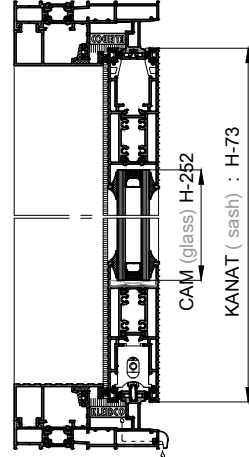
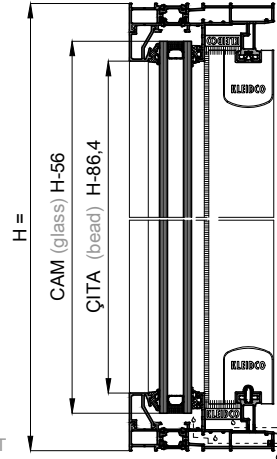
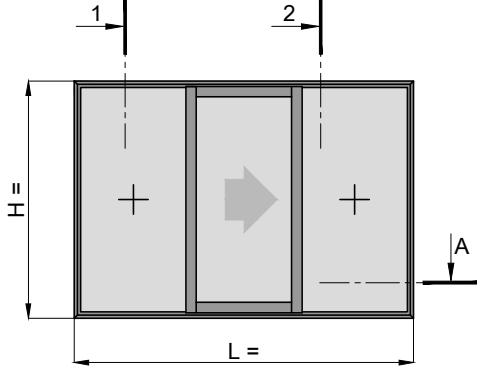
PVC PROFİL-PVC PROFILE

PVC KODU PVC COD.	MİKTAR QUANTITY	MALZEME TANIMI MATERIAL DESCRIPTION
600 417	H	İSPANYOLET KANAL PROFİLİ channel for espagnolette
600 418	2H	GENİŞ PVC KENET PROFİLİ pvc interlock for wide sash

CAM SİPARİŞİ- GLASS ORDER

MİKTAR QUANTITY	FORMÜLASYON FORMULA
2 ADET kanat camı 2 piece sash glass	L/3-105 X H-56
1 ADET kanat camı 1 piece sash glass	L/3-46 X H-252





CONTA LİSTESİ-GASKET LİST

CONTA KODU GASKET COD.	MİKTAR QUANTITY	MALZEME TANIMI MATERIAL DESCRIPTION
800 271	L 4H	İÇ CAM CONTASI interior glazing gasket
800 218	L 4H	DIŞ CAM CONTASI exterior glazing gasket
800 254	2H	KENET CONTASI interlock gasket
800 302	2L 4H	İÇ ve DIŞ CAM CONTASI interior and exterior glazing gasket
800 304	L H	KANAL KAPATMA CONTASI channel closing gasket
800 309	L H	TEK RAYLI KASA YALITIM CONTASI single track rail frame insulating gasket
800 310	3L 9H	FİRÇA FİTİL brush gasket
700 328	L-89	INOX RAY stainless steel rail

AKSESUAR LİSTESİ-ACCESSORIES LİST

AKSESUAR ACCESSORIES	MİKTAR QUANTITY	MALZEME TANIMI MATERIAL DESCRIPTION
700 415	1tk	ALT ve ÜST KENET KAPAGI top and bottom cap plug for interlock
700 446	2ad	ALT ve ÜST SIZDIRMAZLIK tightness plug for single track rail
700 433	2ad	AYARLI RULMAN adjustable roller
700 459	4ad	KANAT SALLANTI ENGELLEME TAKOZU anti swing block for sash
700 322	6ad	ALUMİNYUM SIKIŞTIRMALI ONBAŞI aluminium corner with alien key
700 322 veya 700 334	4ad	ALUMİNYUM SIKIŞTIRMALI ONBAŞI (KASA İÇİN) aluminium corner with alien key(for frame)
700 413	2ad	KÖŞE BİRLEŞİM PVC TAKOZU corner assembly block for sash
700 427	2ad	GENİŞ KENET EK PVC ADAPTÖRÜ additional pvc plug for wide interlock
700 513	1ad	KANAT İÇİ GİZLİ STOPER hidden bumper for inside of the sash
700 473	1ad	STOPER bumper
700 588	2ad	EPDM KÖPÜK Epdm foam
700 403	2tk	T BİRLEŞİM AKSESUARI T connecting bracket for mullion
700 497	2ad	ADAPTÖR TAPASI adaptor stopper

1 KESİTİ
section 1

2 KESİTİ
section 2

700 495	8ad	KASA KÖŞE-Frame corner
700 496	4ad	KASA KÖŞE-Frame corner

PROFİL KESİM LİSTESİ - PROFILE CUT LİST

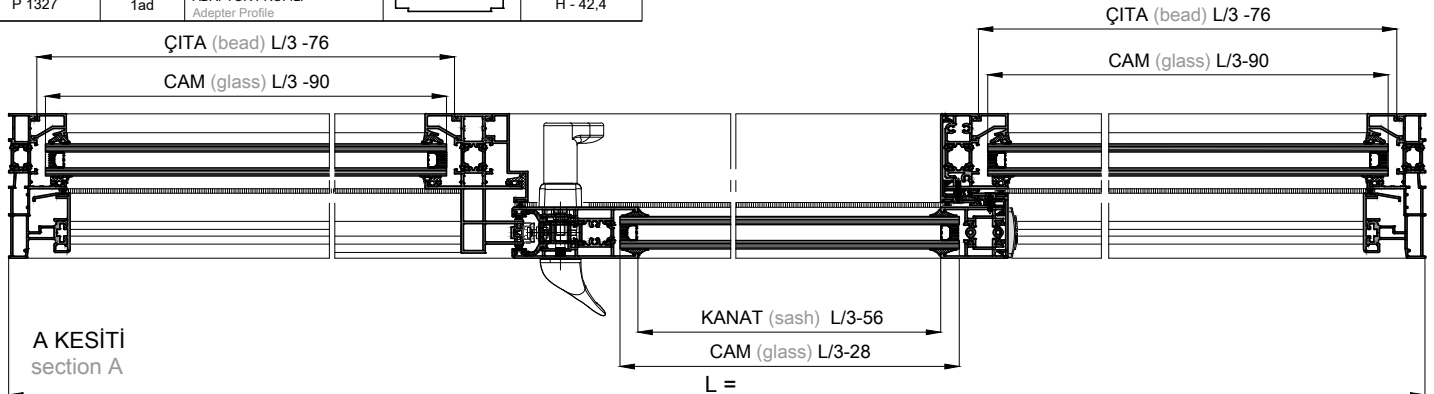
PRF KODU PRF. COD.	MİKTAR QUANTITY	PROFİL TANIMI PROFILE DESCRIPTION	KESİM ŞEKLİ SHAPE	KESİM ÖLÇÜSÜ SAWING LENGHT
P 1269	2ad	TEK RAYLI KASA PROFİL Single Track Rail Profile		H
	2ad	TEK RAYLI KASA PROFİL Single Track Rail Profile		L
P 1257	2ad	DÜŞEY KANAT PROFİLİ Vertical Sash Profile		H - 73
P 1255 - P 1254	2ad	YATAY KANAT PROFİLİ Horizontal Sash Profile		L / 3 - 74
P 1260	1ad	DÜŞEY KANAT PROFİLİ Vertical Sash Profile		H - 73
P 1176	4ad	DÜŞEY ÇITA PROFİLİ Vertical Glazing Bead Profile		H - 86,4
	4ad	YATAY ÇITA PROFİLİ Horizontal Glazing Bead Profile		L / 3 - 91
P 1278	1ad	EŞİK PROFİLİ Threshold Profile		L / 3 + 69,6
P 1279	1ad	KASA KAPATMA PROFİLİ Frame Closing Profile		L / 3 + 69,6
P 1277	1ad	KASA KAPATMA PROFİLİ Frame Closing Profile		H - 96,5
P 1281	1ad	KENET KAPAK PROFİLİ Interlock Cap Profile		H - 96,5
P 1273	2ad	KASA KAPATMA PROFİLİ Frame Closing Profile		H - 68
P 1282	1ad	KENET KAPAK PROFİLİ Interlock Cap Profile		H - 73
P 1263	1ad	GENİŞ ORTA KAYIT PROFİLİ Wide Mullion Profile		H - 42,4
P 1327	1ad	ADAPTÖR PROFİLİ Adepter Profile		H - 42,4

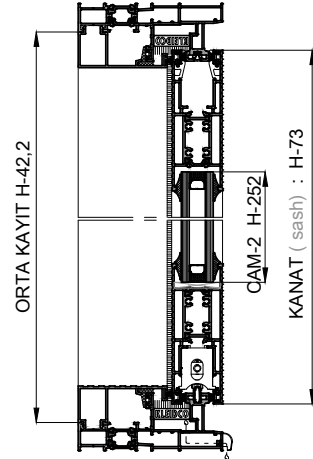
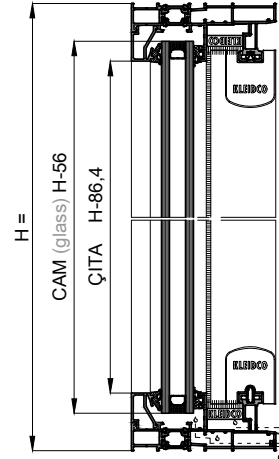
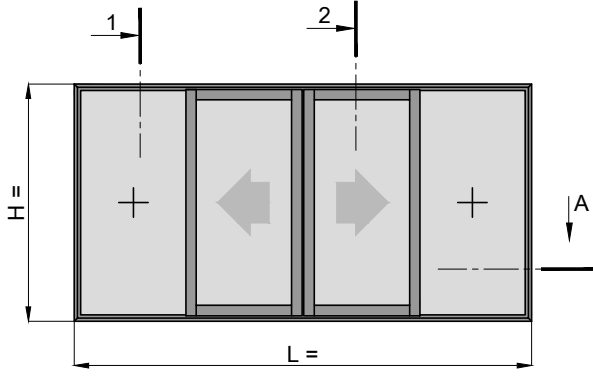
PVC PROFİL-PVC PROFILE

PVC KODU PVC COD.	MİKTAR QUANTITY	MALZEME TANIMI MATERIAL DESCRIPTION
600 419	2H	GENİŞ PVC KENET PROFİLİ pvc interlock for wide sash

CAM SİPARİŞİ- GLASS ORDER

MİKTAR QUANTITY	FORMÜLASYON FORMULA
2 ADET kanat camı 2 piece sash glass	L/3-90 X H-56
1 ADET kanat camı 1 piece sash glass	L/3-28 X H-252





CONTA LİSTESİ-GASKET LİST

CONTA KODU GASKET COD.	MİKTAR QUANTITY	MALZEME TANIMI MATERIAL DESCRIPTION
800 271	L 4H	İÇ CAM CONTASI interior glazing gasket
800 218	L 4H	DIŞ CAM CONTASI exterior glazing gasket
800 254	4H	KENET CONTASI interlock gasket
800 302	2L 8H	İÇ ve DIŞ CAM CONTASI interior and exterior glazing gasket
800 304	L H	KANAL KAPATMA CONTASI channel closing gasket
800 309	L	TEK RAYLI KASA YALITIM CONTASI single track rail frame insulating gasket
800 310	3L 10H	FİRÇA FİTİL brush gasket
800 431	4H	BİNİ CONTASI overlap gasket
700 328	L-92	INOX RAY stainless steel rail

AKSESUAR LİSTESİ-ACCESSORIES LİST

AKSESUAR ACCESSORIES	MİKTAR QUANTITY	MALZEME TANIMI MATERIAL DESCRIPTION
700 415	2tk	ALT ve ÜST KENET KAPAGI top and bottom cap plug for interlock
700 445	4ad	ALT ve ÜST SIZDIRMAZLIK tightness plug for single track rail
700 433	4ad	AYARLI RULMAN adjustable roller
700 459	8ad	KANAT SALLANTI ENGELLEME TAKOZU anti swing block for sash
700 322	4ad	ALUMİNYUM SIKIŞTIRMALI ONBAŞI aluminium corner with allen key
700 322 veya 700 334	4ad	ALUMİNYUM SIKIŞTIRMALI ONBAŞI (KASA İÇİN) aluminium corner with allen key (for frame)
700 413	8ad	KÖŞE BİRLEŞİM PVC TAKOZU corner assembly block for sash
700 418	4ad	GENİŞ KENET EK PVC ADAPTORÜ additional pvc plug for wide interlock
700 473	2ad	STOPER bumper

1 KESİTİ
section 1

2 KESİTİ
section 2

700 495	8ad	KASA KÖŞE-Frame corner
700 496	4ad	KASA KÖŞE-Frame corner

PROFİL KESİM LİSTESİ - PROFILE CUT LİST

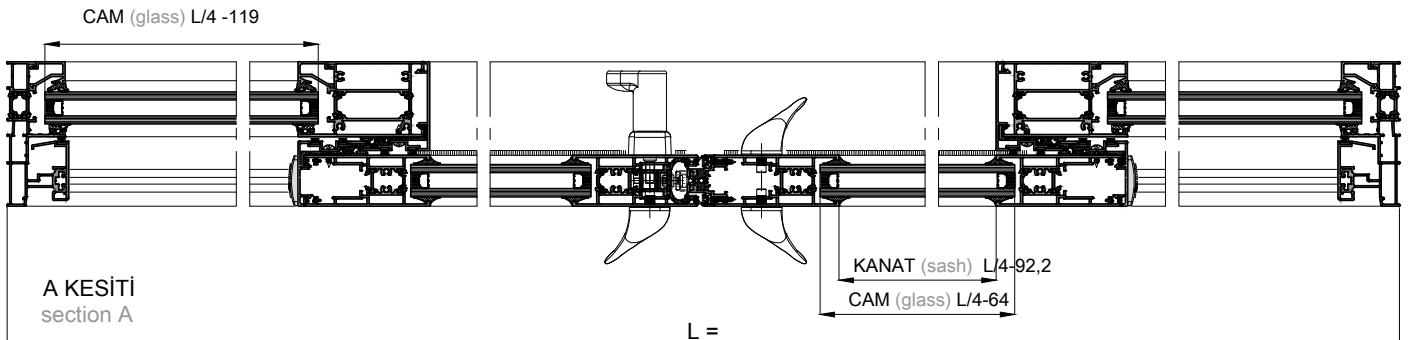
PRF KODU PRF. COD.	MİKTAR QUANTITY	PROFİL TANIMI PROFILE DESCRIPTION	KESİM ŞEKLİ SHAPE	KESİM ÖLÇÜSÜ SAWING LENGHT
P 1269	2ad	TEK RAYLI KASA PROFİL Single Track Rail Profile		H
	2ad	TEK RAYLI KASA PROFİL Single Track Rail Profile		L
P 1257	4ad	DÜŞEY KANAT PROFİLİ Vertical Sash Profile		H - 73
P 1255 - P 1254	4ad	YATAY KANAT PROFİLİ Horizontal Sash Profile		L / 4 - 92,2
P 1176	4ad	DÜŞEY ÇİTA PROFİLİ Vertical Glazing Bead Profile		H - 86,4
	4ad	YATAY ÇİTA PROFİLİ Horizontal Glazing Bead Profile		L / 4 - 105,2
P 1278	1ad	EŞİK PROFİLİ Threshold Profile		L / 2 + 49,6
P 1279	1ad	KASA KAPATMA PROFİLİ Frame Closing Profile		L / 2 + 49,6
P 1280	2ad	KENET KAPAK PROFİLİ Interlock Cap Profile		H - 96,5
P 1273	2ad	KASA KAPATMA PROFİLİ Frame Closing Profile		H - 68
P 1282	2ad	Kenet Kapak ProfİLİ Interlock Cap Profile		H - 73
P 3008	1ad	Çift Kanat Adaptor ProfİLİ Double Sash Adepter Profile		H - 70
P 1262	2ad	Geniş Orta Kayıt ProfİLİ Wide Mullion Profile		H - 42,4

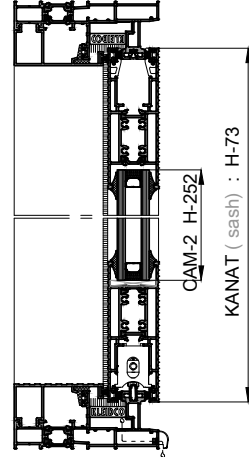
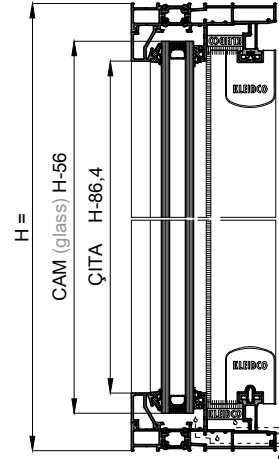
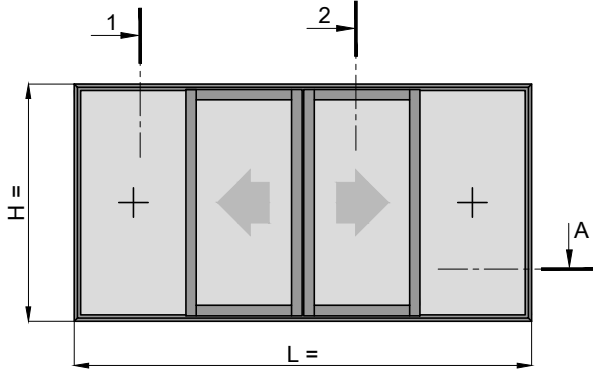
PVC PROFİL-PVC PROFILE

PVC KODU PVC COD.	MİKTAR QUANTITY	MALZEME TANIMI MATERIAL DESCRIPTION
600 418	4H	GENİŞ PVC KENET PROFİLİ pvc interlock for wide sash

CAM SİPARİŞİ- GLASS ORDER

MİKTAR QUANTITY	FORMÜLASYON FORMÜLA
2 ADET kanat camı 2 piece sash glass	L/4-119 X H-56
2 ADET kanat camı 2 piece sash glass	L/4-64 X H-252





CONTA LİSTESİ-GASKET LİST

CONTA KODU GASKET COD.	MİKTAR QUANTITY	MALZEME TANIMI MATERIAL DESCRIPTION
800 271	L 4H	İÇ CAM CONTASI interior glazing gasket
800 218	L 4H	DIŞ CAM CONTASI exterior glazing gasket
800 254	4H	KENET CONTASI interlock gasket
800 302	2L 8H	İÇ ve DIŞ CAM CONTASI interior and exterior glazing gasket
800 304	L H	KANAL KAPATMA CONTASI channel closing gasket
800 309	L	TEK RAYLI KASA YALITIM CONTASI single track rail frame insulating gasket
800 310	3L 6H	FİRÇA FİTİL brush gasket
800 431	4H	BİNİ CONTASI overlap gasket
700 328	L-92	INOX RAY stainless steel rail

AKSESUAR LİSTESİ-ACCESSORIES LİST

AKSESUAR ACCESSORIES	MİKTAR QUANTITY	MALZEME TANIMI MATERIAL DESCRIPTION
700 415	2tk	ALT ve ÜST KENET KAPAGI top and bottom cap plug for interlock
700 446	4ad	ALT ve ÜST SIZDIRMAZLIK tightness plug for single track rail
700 433	4ad	AYARLI RULMAN adjustable roller
700 459	8ad	KANAT SALLANTI ENGELLEME TAKOZU anti swing block for sash
700 322	4ad	ALUMİNYUM SIKIŞTIRMALI ONBAŞI aluminium corner with allen key
700 322 veya 700 334	4ad	ALUMİNYUM SIKIŞTIRMALI ONBAŞI (KASA İÇİN) aluminium corner with allen key (for frame)
700 413	4ad	KÖŞE BİRLEŞİM PVC TAKOZU corner assembly block for sash
700 427	4ad	KÖŞE BİRLEŞİM PVC TAKOZU corner assembly block for sash
700 473	2ad	STOPER bumper

1 KESİTİ
section 1

2 KESİTİ
section 2

700 495	8ad	KASA KÖŞE-Frame corner
700 496	4ad	KASA KÖŞE-Frame corner

PROFİL KESİM LİSTESİ - PROFILE CUT LİST

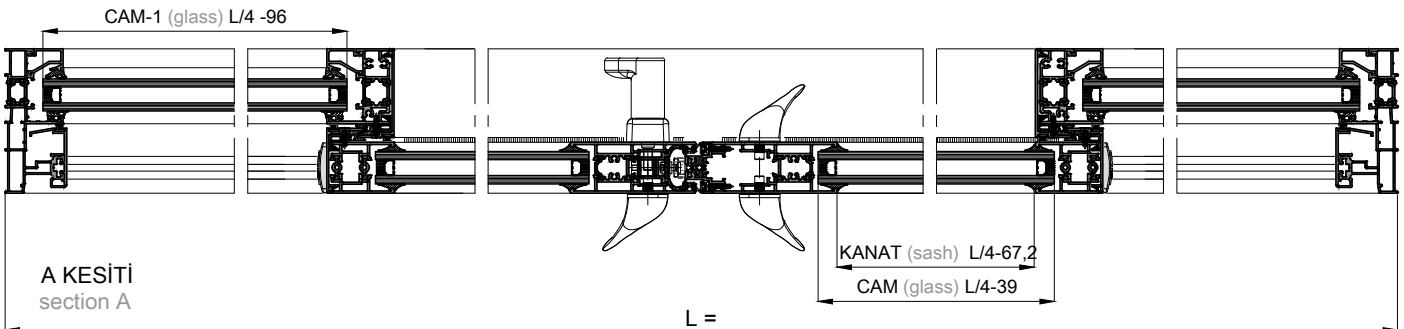
PRF KODU PRF. COD.	MİKTAR QUANTITY	PROFİL TANIMI PROFILE DESCRIPTION	KESİM ŞEKLİ SHAPE	KESİM ÖLÇÜSÜ SAWING LENGHT
P 1269	2ad	TEK RAYLI KASA PROFİL Single Track Rail Profile		H
	2ad	TEK RAYLI KASA PROFİL Single Track Rail Profile		L
P 1257	2ad	DÜŞEY KANAT PROFİLİ Vertical Sash Profile		H - 73
P 1260	2ad	DÜŞEY KANAT PROFİLİ Vertical Sash Profile		H - 73
P 1255 - P 1254	4ad	YATAY KANAT PROFİLİ Horizontal Sash Profile		L / 4 - 67,2
P 1176	4ad	DÜŞEY ÇİTA PROFİLİ Vertical Glazing Bead Profile		H - 86,4
	4ad	YATAY ÇİTA PROFİLİ Horizontal Glazing Bead Profile		L / 4 - 82
P 1278	1ad	EŞİK PROFİLİ Threshold Profile		L / 2 + 97,8
P 1279	1ad	KASA KAPATMA PROFİLİ Frame Closing Profile		L / 2 + 97,8
P 1281	2ad	KENET KAPAK PROFİLİ Interlock Cap Profile		H - 96,5
P 1273	2ad	KASA KAPATMA PROFİLİ Frame Closing Profile		H - 68
P 1283	2ad	Kenet Kapak ProfİLİ Interlock Cap Profile		H - 73
P 3008	1ad	Çift Kanat Adaptor ProfİLİ Double Sash Adepter Profile		H - 70
P 1263	2ad	Dar Orta Kayıt ProfİLİ Slim Mullion Profile		H - 42,4

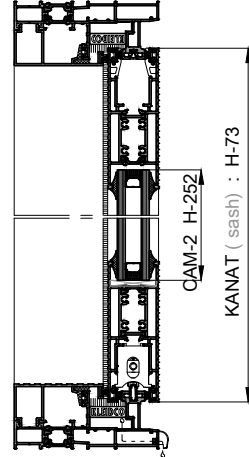
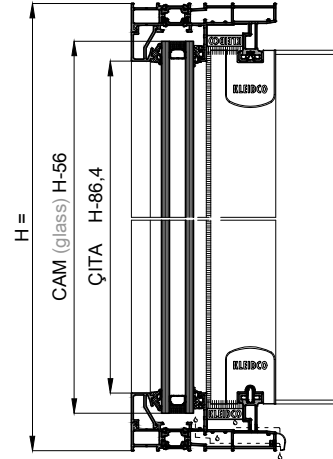
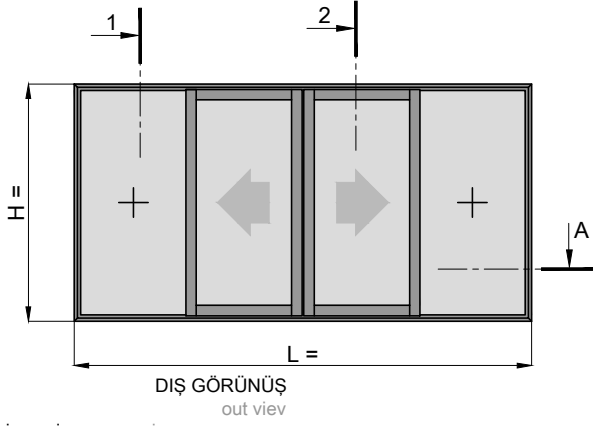
PVC PROFİL-PVC PROFILE

PVC KODU PVC COD.	MİKTAR QUANTITY	MALZEME TANIMI MATERIAL DESCRIPTION
600 419	4H	DAR PVC KENET PROFİLİ pvc interlock for slim sash

CAM SİPARİŞİ- GLASS ORDER

MİKTAR QUANTITY	FORMÜLASYON FORMULA
2 ADET kanat camı 2 piece sash glass	L/4-96 X H-56
2 ADET kanat camı 2 piece sash glass	L/4-39 X H-252





CONTA LİSTESİ-GASKET LİST

CONTA KODU GASKET COD.	MİKTAR QUANTITY	MALZEME TANIMI MATERIAL DESCRIPTION
800 271	L 4H	İÇ CAM CONTASI interior glazing gasket
800 218	L 4H	DIŞ CAM CONTASI exterior glazing gasket
800 254	4H	KENET CONTASI interlock gasket
800 302	2L 8H	İÇ ve DIŞ CAM CONTASI interior and exterior glazing gasket
800 304	L H	KANAL KAPATMA CONTASI channel closing gasket
800 309	L	TEK RAYLI KASA YALITIM CONTASI single track rail frame insulating gasket
800 310	3L 6H	FİRÇA FİTİL brush gasket
800 431	4H	BİNİ CONTASI overlap gasket
700 328	L-92	INOX RAY stainless steel rail

AKSESUAR LİSTESİ-ACCESSORIES LİST

AKSESUAR ACCESSORIES	MİKTAR QUANTITY	MALZEME TANIMI MATERIAL DESCRIPTION
700 415	2tk	ALT ve ÜST KENET KAPAGI top and bottom cap plug for interlock
700 446	4ad	ALT ve ÜST SIZDIRMAZLIK tightness plug for single track rail
700 433	4ad	AYARLI RULMAN adjustable roller
700 459	8ad	KANAT SALLANTI ENGELLEME TAKOZU anti swing block for sash
700 322	4ad	ALUMİNYUM SIKIŞTIRMALI ONBAŞI aluminium corner with allen key
700 322 veya 700 334	4ad	ALUMİNYUM SIKIŞTIRMALI ONBAŞI (KASA İÇİN) aluminium corner with allen key (for frame)
700 413	4ad	KÖŞE BİRLEŞİM PVC TAKOZU corner assembly block for sash
700 427	4ad	KÖŞE BİRLEŞİM PVC TAKOZU corner assembly block for sash
700 473	2ad	STOPER bumper
700 419	4ad	TAKVİYELİ KENET PROFİLİ ALT ve ÜST KAPAGI pvc cap plug for reinforcement interlock

1 KESİTİ
section 1

2 KESİTİ
section 2

700 495	8ad	KASA KÖŞE-Frame corner
700 496	4ad	KASA KÖŞE-Frame corner

PROFİL KESİM LİSTESİ - PROFILE CUT LİST

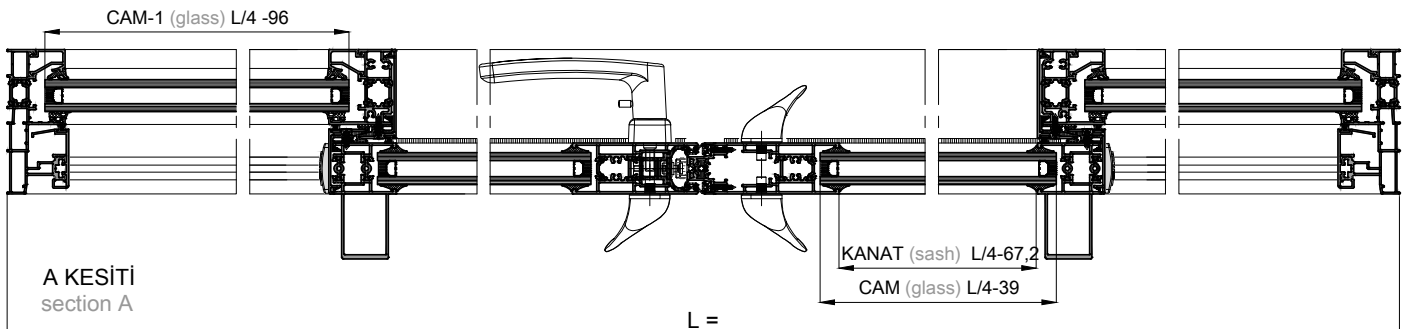
PRF KODU PRF. COD.	MİKTAR QUANTITY	PROFİL TANIMI PROFILE DESCRIPTION	KESİM ŞEKLİ SHAPE	KESİM ÖLÇÜSÜ SAWING LENGHT
P 1269	2ad	TEK RAYLI KASA PROFİL Single Track Rail Profile		H
	2ad	TEK RAYLI KASA PROFİL Single Track Rail Profile		L
P 1257	2ad	DÜŞEY KANAT PROFİLİ Vertical Sash Profile		H - 73
P 1261	2ad	DÜŞEY KANAT PROFİLİ Vertical Sash Profile		H - 73
P 1255 - P 1254	4ad	YATAY KANAT PROFİLİ Horizontal Sash Profile		L / 4 - 67,2
P 1176	4ad	DÜŞEY ÇİTA PROFİLİ Vertical Glazing Bead Profile		H - 86,4
	4ad	YATAY ÇİTA PROFİLİ Horizontal Glazing Bead Profile		L / 4 - 82
P 1278	1ad	EŞİK PROFİLİ Threshold Profile		L / 2 + 97,8
P 1279	1ad	KASA KAPATMA PROFİLİ Frame Closing Profile		L / 2 + 97,8
P 1281	2ad	KENET KAPAK PROFİLİ Interlock Cap Profile		H - 96,5
P 1273	2ad	KASA KAPATMA PROFİLİ Frame Closing Profile		H - 68
P 1283	2ad	Kenet Kapak ProfİLİ Interlock Cap Profile		H - 73
P 3008	1ad	Çift Kanat Adaptör ProfİLİ Double Sash Adepter Profile		H - 70
P 1263	2ad	Dar Orta Kayıt ProfİLİ Slim Mullion Profile		H - 42,4

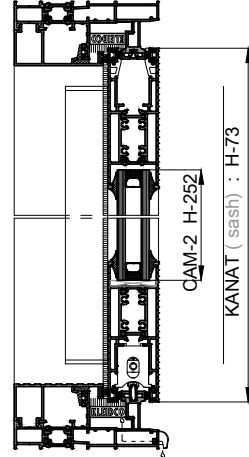
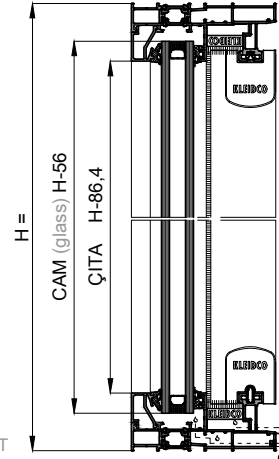
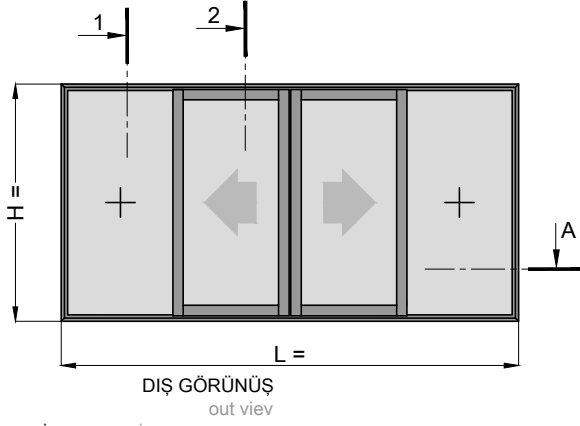
PVC PROFİL-PVC PROFILE

PVC KODU PVC COD.	MİKTAR QUANTITY	MALZEME TANIMI MATERIAL DESCRIPTION
600 419	4H	DAR PVC KENET PROFİLİ pvc interlock for slim sash

CAM SİPARİŞİ- GLASS ORDER

MİKTAR QUANTITY	FORMÜLASYON FORMULA
2 ADET kanat camı 2 piece sash glass	L/4-96 X H-56
2 ADET kanat camı 2 piece sash glass	L/4-39 X H-252





CONTA LİSTESİ-GASKET LİST

CONTA KODU GASKET COD.	MİKTAR QUANTITY	MALZEME TANIMI MATERIAL DESCRIPTION
800 271	L 4H	İÇ CAM CONTASI interior glazing gasket
800 218	L 4H	DIŞ CAM CONTASI exterior glazing gasket
800 254	4H	KENET CONTASI interlock gasket
800 302	2L 8H	İÇ ve DIŞ CAM CONTASI interior and exterior glazing gasket
800 304	L	KANAL KAPATMA CONTASI channel closing gasket
800 309	L	TEK RAYLI KASA YALITIM CONTASI single track rail frame insulating gasket
800 310	3L 6H	FİRÇA FİTİL brush gasket
800 306	H	ÇİFT KANAT BİRLEŞİM CONTASI double sash meeting gasket
800 258	2H	KANAL KAPATMA CONTASI channel closing gasket
800 308	2H	ÇİFT KANAT BİRLEŞİM CONTASI double sash meeting gasket
800 305	H	ÇİFT KANAT BİRLEŞİM CONTASI double sash meeting gasket
800 307	H	ÇİFT KANAT BİRLEŞİM CONTASI double sash meeting gasket
700 328	L-92	INOX RAY stainless steel rail

AKSESUAR LİSTESİ-ACCESSORIES LİST

AKSESUAR ACCESSORIES	MİKTAR QUANTITY	MALZEME TANIMI MATERIAL DESCRIPTION
700 415	2tk	ALT ve ÜST KENET KAPAGI top and bottom cap plug for interlock
700 446	4ad	ALT ve ÜST SIZDIRMAZLIK tightness plug for single track rail
700 433	4ad	AYARLI RULMAN adjustable roller
700 459	8ad	KANAT SALLANTI ENGELLEME TAKOZU anti swing block for sash
700 322	4ad	ALUMİNYUM SIKIŞTIRMALI ONBAŞI aluminium corner with alien key
700 322 veya 700 334	4ad	ALUMİNYUM SIKIŞTIRMALI ONBAŞI (KASA İÇİN) aluminium corner with alien key(for frame)
700 430	4ad	KÖŞE BİRLEŞİM PVC TAKOZU corner assembly block for sash
700 457	2ad	DIŞ-SAG KANAT ALT ÜST KAPAK SETİ top&bottom cap plug for outside-right sash
700 458	2ad	DIŞ-SOL KANAT ALT ÜST KAPAK SETİ top&bottom cap plug for outside-left sash
700 427	4ad	KÖŞE BİRLEŞİM PVC TAKOZU corner assembly block for sash
700 473	2ad	STOPER bumper
700 452	4ad	ALT ve ÜST KENET KAPAGI top and bottom cap plug for interlock
700 419	4ad	TAKVİYELİ KENET PROFİLİALT ve ÜST KAPAGI pvc cap plug for reinforcement interlock

1 KESİTİ
section 1

2 KESİTİ
section 2

700 495	8ad	KASA KÖŞE-Frame corner
700 496	4ad	KASA KÖŞE-Frame corner

PROFİL KESİM LİSTESİ - PROFILE CUT LİST

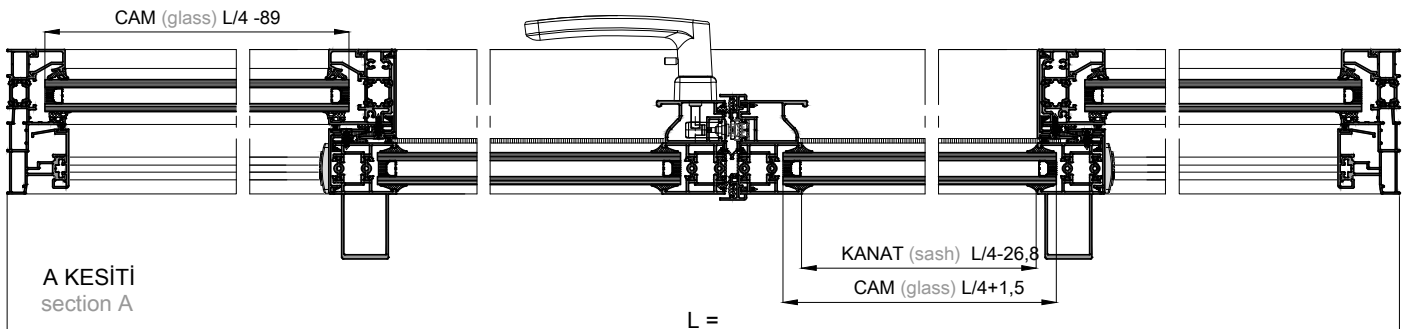
PRF KODU PRF. COD.	MİKTAR QUANTITY	PROFİL TANIMI PROFILE DESCRIPTION	KESİM ŞEKLİ SHAPE	KESİM ÖLÇÜSÜ SAWING LENGHT
P 1269	2ad	TEK RAYLI KASA PROFİL Single Track Rail Profile		H
	2ad	TEK RAYLI KASA PROFİL Single Track Rail Profile		L
P 1260	2ad	DÜŞEY KANAT PROFİLİ Vertical Sash Profile		H - 73
P 1261	2ad	DÜŞEY KANAT PROFİLİ Vertical Sash Profile		H - 73
P 1255 - P 1254	4ad	YATAY KANAT PROFİLİ Horizontal Sash Profile		L / 4 - 26,8
P 1176	4ad	DÜŞEY ÇİTA PROFİLİ Vertical Glazing Bead Profile		H - 86,4
	4ad	YATAY ÇİTA PROFİLİ Horizontal Glazing Bead Profile		L / 4 - 75
P 1278	1ad	EŞİK PROFİLİ Threshold Profile		L / 2 + 83,8
P 1279	1ad	KASA KAPATMA PROFİLİ Frame Closing Profile		L / 2 + 83,8
P 1281	2ad	KENET KAPAK PROFİLİ Interlock Cap Profile		H - 96,5
P 1273	2ad	KASA KAPATMA PROFİLİ Frame Closing Profile		H - 68
P 1283	2ad	Kenet Kapak ProfİLİ Interlock Cap Profile		H - 73
P 1266	1ad	Çift Kanat Adaptör ProfİLİ Double Sash Adepter Profile		H - 130
P 1266	1ad	Çift Kanat Adaptör ProfİLİ Double Sash Adepter Profile		H - 70
P 1263	2ad	Dar Orta Kayıt ProfİLİ Slim Mullion Profile		H - 42,4
P 1265	2ad	Çift Kanat Adaptör ProfİLİ Double Sash Adepter Profile		H - 133

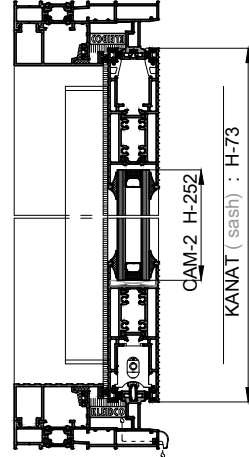
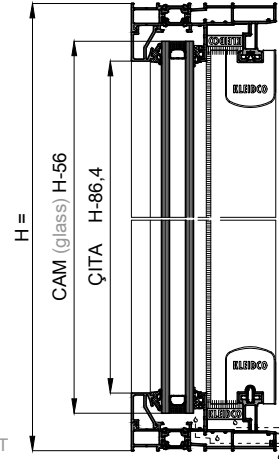
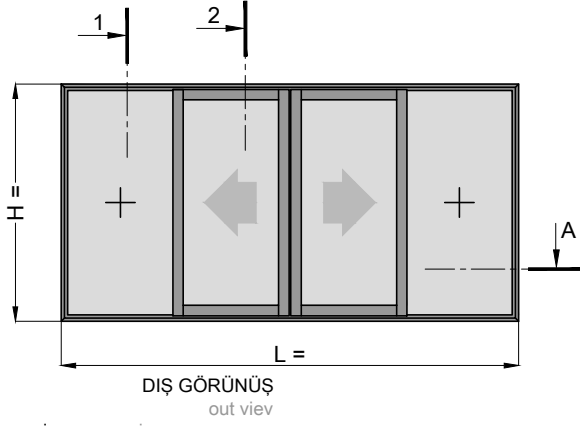
PVC PROFİL-PVC PROFILE

PVC KODU PVC COD.	MİKTAR QUANTITY	MALZEME TANIMI MATERIAL DESCRIPTION
600 419	4H	DAR PVC KENET PROFİLİ pvc interlock for slim sash

CAM SİPARİŞİ- GLASS ORDER

MİKTAR QUANTITY	FORMÜLASYON FORMULA
2 ADET kanat camı 2 piece sash glass	L/4-89 X H-56
2 ADET kanat camı 2 piece sash glass	L/4+1,5 X H-252





CONTA LİSTESİ-GASKET LİST

CONTA KODU GASKET COD.	MİKTAR QUANTITY	MALZEME TANIMI MATERIAL DESCRIPTION
800 271	L 4H	İÇ CAM CONTASI interior glazing gasket
800 218	L 4H	DIŞ CAM CONTASI exterior glazing gasket
800 254	4H	KENET CONTASI interlock gasket
800 302	2L 8H	İÇ ve DIŞ CAM CONTASI interior and exterior glazing gasket
800 304	L	KANAL KAPATMA CONTASI channel closing gasket
800 309	L	TEK RAYLI KASA YALITIM CONTASI single track rail frame insulating gasket
800 310	3L 6H	FİRÇA FİTİL brush gasket
800 306	H	ÇİFT KANAT BİRLEŞİM CONTASI double sash meeting gasket
800 258	2H	KANAL KAPATMA CONTASI channel closing gasket
800 308	2H	ÇİFT KANAT BİRLEŞİM CONTASI double sash meeting gasket
800 305	H	ÇİFT KANAT BİRLEŞİM CONTASI double sash meeting gasket
800 307	H	ÇİFT KANAT BİRLEŞİM CONTASI double sash meeting gasket
700 328	L-92	INOX RAY stainless steel rail

AKSESUAR LİSTESİ-ACCESSORIES LİST

AKSESUAR ACCESSORIES	MİKTAR QUANTITY	MALZEME TANIMI MATERIAL DESCRIPTION
700 415	2tk	ALT ve ÜST KENET KAPAGI top and bottom cap plug for interlock
700 446	4ad	ALT ve ÜST SIZDIRMAZLIK tightness plug for single track rail
700 433	4ad	AYARLI RULMAN adjustable roller
700 459	8ad	KANAT SALLANTI ENGELLEME TAKOZU anti swing block for sash
700 322	4ad	ALUMİNYUM SIKIŞTIRMALI ONBAŞI aluminium corner with alien key
700 322 veya 700 334	4ad	ALUMİNYUM SIKIŞTIRMALI ONBAŞI (KASA İÇİN) aluminium corner with alien key(for frame)
700 430	4ad	KÖŞE BİRLEŞİM PVC TAKOZU corner assembly block for sash
700 457	2ad	DIŞ-SAG KANAT ALT ÜST KAPAK SETİ top&bottom cap plug for outside-right sash
700 458	2ad	DIŞ-SOL KANAT ALT ÜST KAPAK SETİ top&bottom cap plug for outside-left sash
700 427	4ad	KÖŞE BİRLEŞİM PVC TAKOZU corner assembly block for sash
700 473	2ad	STOPER bumper
700 452	4ad	ALT ve ÜST KENET KAPAGI top and bottom cap plug for interlock

1 KESİTİ
section 1

2 KESİTİ
section 2

700 495	8ad	KASA KÖŞE-Frame corner
700 496	4ad	KASA KÖŞE-Frame corner

PROFİL KESİM LİSTESİ - PROFILE CUT LİST

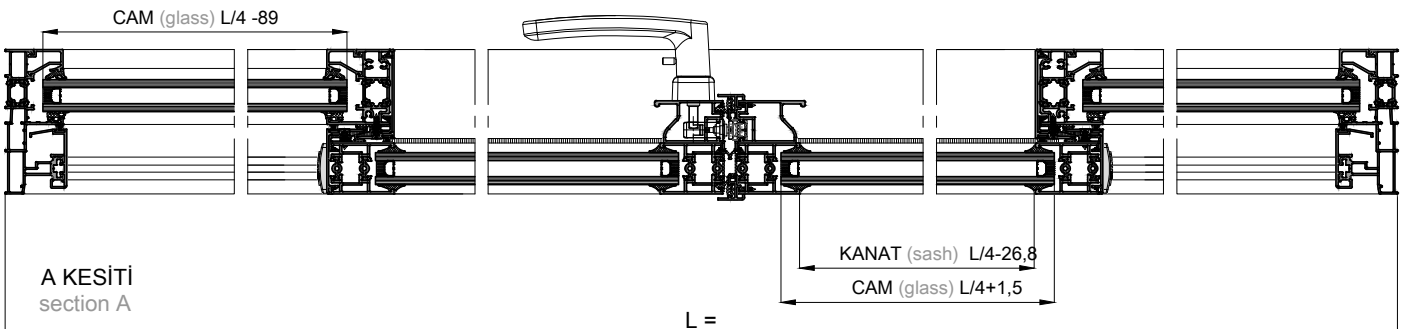
PRF KODU PRF. COD.	MİKTAR QUANTITY	PROFİL TANIMI PROFILE DESCRIPTION	KESİM ŞEKLİ SHAPE	KESİM ÖLÇÜSÜ SAWING LENGHT
P 1269	2ad	TEK RAYLI KASA PROFİL Single Track Rail Profile		H
	2ad	TEK RAYLI KASA PROFİL Single Track Rail Profile		L
P 1260	4ad	DÜŞEY KANAT PROFİLİ Vertical Sash Profile		H - 73
P 1255 - P 1254	4ad	YATAY KANAT PROFİLİ Horizontal Sash Profile		L / 4 - 26,8
P 1176	4ad	DÜŞEY ÇİTA PROFİLİ Vertical Glazing Bead Profile		H - 86,4
	4ad	YATAY ÇİTA PROFİLİ Horizontal Glazing Bead Profile		L / 4 - 75
P 1278	1ad	EŞİK PROFİLİ Threshold Profile		L / 2 + 83,8
P 1279	1ad	KASA KAPATMA PROFİLİ Frame Closing Profile		L / 2 + 83,8
P 1281	2ad	KENET KAPAK PROFİLİ Interlock Cap Profile		H - 96,5
P 1273	2ad	KASA KAPATMA PROFİLİ Frame Closing Profile		H - 68
P 1283	2ad	Kenet Kapak ProfİLİ Interlock Cap Profile		H - 73
P 1266	1ad	Çift Kanat Adaptör ProfİLİ Double Sash Adepter Profile		H - 130
P 1266	1ad	Çift Kanat Adaptör ProfİLİ Double Sash Adepter Profile		H - 70
P 1263	2ad	Dar Orta Kayıt ProfİLİ Slim Mullion Profile		H - 42,4
P 1265	2ad	Çift Kanat Adaptör ProfİLİ Double Sash Adepter Profile		H - 133

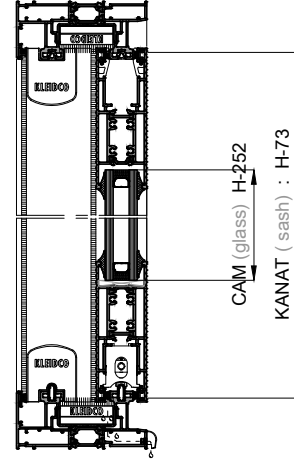
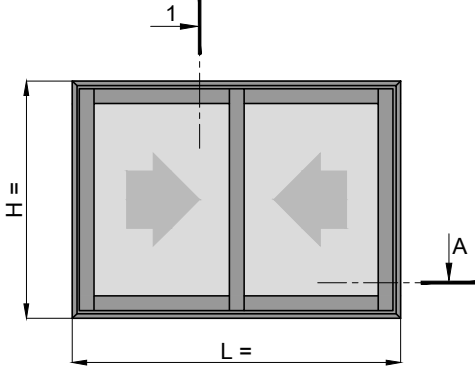
PVC PROFİL-PVC PROFILE

PVC KODU PVC COD.	MİKTAR QUANTITY	MALZEME TANIMI MATERIAL DESCRIPTION
600 419	4H	DAR PVC KENET PROFİLİ pvc interlock for slim sash

CAM SİPARİŞİ- GLASS ORDER

MİKTAR QUANTITY	FORMÜLASYON FORMULA
2 ADET kanat camı 2 piece sash glass	L/4-89 X H-56
2 ADET kanat camı 2 piece sash glass	L/4+1,5 X H-252





1 KESİTİ
section 1

CONTA LİSTESİ-GASKET LİST

CONTA KODU GASKET COD.	MİKTAR QUANTITY	MALZEME TANIMI MATERIAL DESCRIPTION
800 254	2H	KENET CONTASI interlock gasket
800 302	4L 8H	İÇ ve DIŞ CAM CONTASI interior and exterior glazing gasket
800 304	2L 2H	KANAL KAPATMA CONTASI channel closing gasket
800 310	6L 10H	FİRÇA FITİL brush gasket

AKSESUAR LİSTESİ-ACCESSORIES LİST

AKSESUAR ACCESSORIES	MİKTAR QUANTITY	MALZEME TANIMI MATERIAL DESCRIPTION
700 415	2tk	ALT ve ÜST KENET KAPAGI top and bottom cap plug for interlock
700 447	2ad	ALT ve ÜST SIZDIRMAZLIK tightness plug for single track rail
700 433	4ad	AYARLI RULMAN adjustable roller
700 459	8ad	KANAT SALLANTI ENGELLEME TAKOZU anti swing block for sash
700 413	8ad	KÖŞE BİRLEŞİM PVC TAKOZU corner assembly block for sash
700 418	4ad	GENİŞ KENET EK PVC ADAPTORU additional pvc plug for wide interlock
700 513	2ad	KANAT İÇİ GİZLİ STOPER hidden bumper for inside of the sash
700 473	1ad	STOPER bumper
700 356	4ad	KASA İÇİN ALUMİNYUM ONBAŞI aluminum corner angle for frame

700 495	4ad	KASA KÖŞE-Frame corner
700 496	4ad	KASA KÖŞE-Frame corner

PROFİL KESİM LİSTESİ - PROFILE CUT LİST

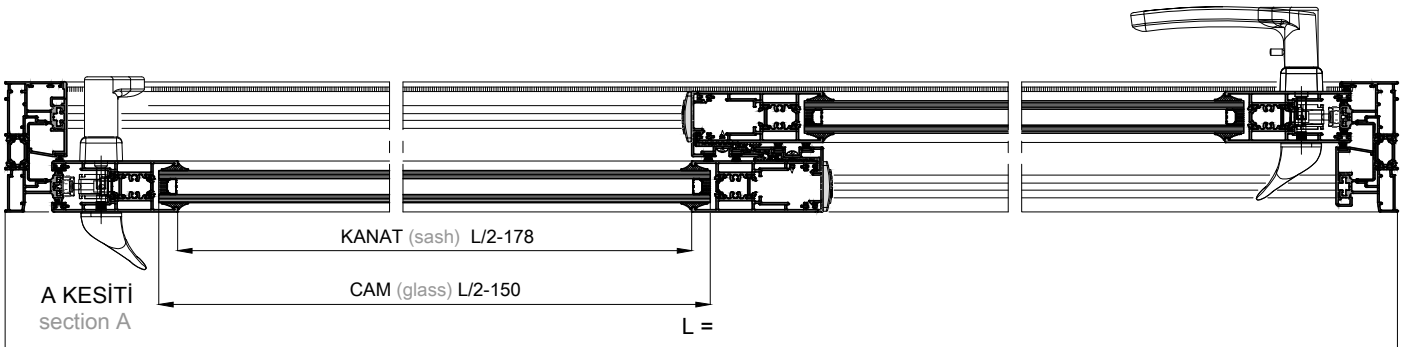
PRF KODU PRF. COD.	MİKTAR QUANTITY	PROFİL TANIMI PROFILE DESCRIPTION	KESİM ŞEKLİ SHAPE	KESİM ÖLÇÜSÜ SAWING LENGHT
P 1267	2ad	İKİ RAYLI KASA PROFİL Double Track Rail Profile		H
	2ad	İKİ RAYLI KASA PROFİL Double Track Rail Profile		L
P 1257	4ad	DÜŞEY KANAT PROFİLİ Vertical Sash Profile		H - 73
P 1282	2ad	Kenet Kapak Profil Interlock Cap Profile		H - 73
P 1255 - P 1254	4ad	YATAY KANAT PROFİLİ Horizontal Sash Profile		L / 2 - 178
P 1273	1ad	KASA KAPATMA PROFİL Frame Closing Profile		H - 68
P 1274	1ad	KASA KAPATMA PROFİL Frame Closing Profile		H - 68
700 328	2ad	INOX RAY stainless steel rail		L-89

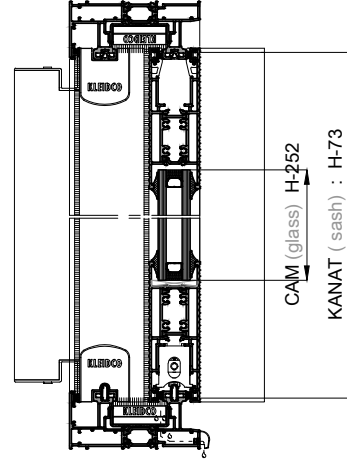
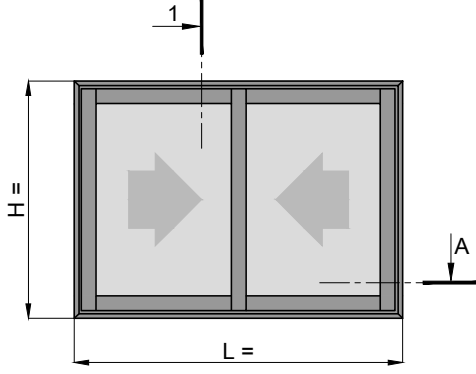
PVC PROFİL-PVC PROFILE

PVC KODU PVC COD.	MİKTAR QUANTITY	MALZEME TANIMI MATERIAL DESCRIPTION
600 416	2L 2H	KASA İÇİ U KANAL PROFİLİ pvc U channel for frame
600 418	2H	GENİŞ PVC KENET PROFİLİ pvc interlock for wide sash

CAM SİPARİŞİ- GLASS ORDER

MİKTAR QUANTITY	FORMÜLASYON FORMULA
2 ADET kanat camı 2 piece sash glass	L/2-150 X H-252





1 KESİTİ
section 1

CONTA LİSTESİ-GASKET LİST

CONTA KODU GASKET COD.	MİKTAR QUANTITY	MALZEME TANIMI MATERIAL DESCRIPTION
800 254	2H	KENET CONTASI interlock gasket
800 302	4L 8H	İÇ ve DİŞ CAM CONTASI interior and exterior glazing gasket
800 304	2L 2H	KANAL KAPATMA CONTASI channel closing gasket
800 310	6L 8H	FİRÇA FİTİL brush gasket

AKSESUAR LİSTESİ-ACCESSORIES LİST

AKSESUAR ACCESSORIES	MİKTAR QUANTITY	MALZEME TANIMI MATERIAL DESCRIPTION
700 415	2tk	ALT ve ÜST KENET KAPAGI top and bottom cap plug for interlock
700 448	2ad	ALT ve ÜST SIZDIRMAZLIK tightness plug for single track rail
700 433	4ad	AYARLI RULMAN adjustable roller
700 459	8ad	KANAT SALLANTI ENGELLEME TAKOZU anti swing block for sash
700 413	4ad	KÖŞE BİRLEŞİM PVC TAKOZU corner assembly block for sash
700 427	4ad	KÖŞE BİRLEŞİM PVC TAKOZU corner assembly block for sash
700 419	2ad	TAKVİYELİ KENET PROFİLİ ve ÜST KAPAGI pvc cap plug for reinforcement interlock
700 421	2ad	TAKVİYELİ KENET PROFİLİ ve ÜST KAPAGI pvc cap plug for reinforcement interlock
700 513	2ad	KANAT İÇİ GİZLİ STOPER hidden bumper for inside of the sash
700 473	1ad	STOPER bumper
700 356	4ad	KASA İÇİN ALUMİNYUM ONBAŞI aluminum corner angle for frame

700 495	4ad	KASA KÖŞE-Frame corner
700 496	4ad	KASA KÖŞE-Frame corner

PROFİL KESİM LİSTESİ - PROFILE CUT LİST

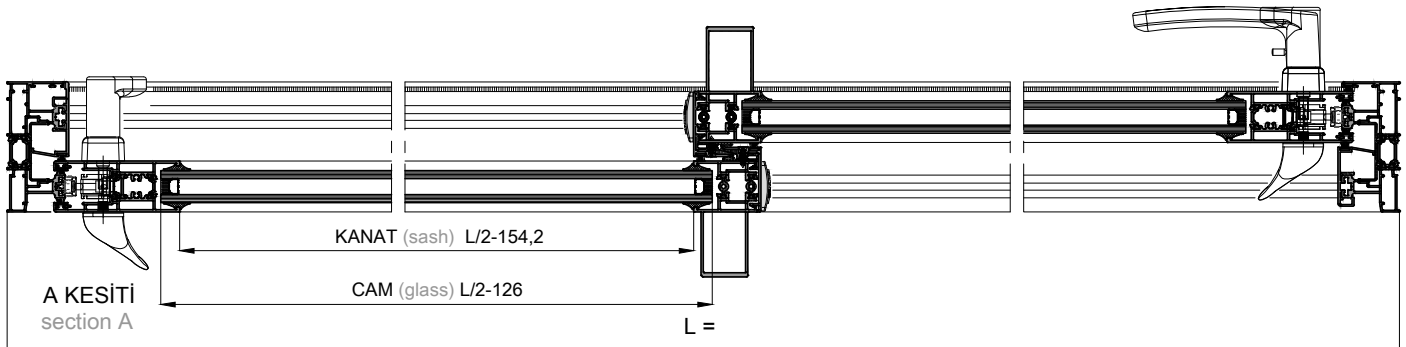
PRF KODU PRF. COD.	MİKTAR QUANTITY	PROFİL TANIMI PROFILE DESCRIPTION	KESİM ŞEKLİ SHAPE	KESİM ÖLÇÜSÜ SAWING LENGHT
P 1267	2ad	İKİ RAYLI KASA PROFİL Double Track Rail Profile		H
	2ad	İKİ RAYLI KASA PROFİL Double Track Rail Profile		L
P 1257	2ad	DÜŞEY KANAT PROFİLİ Vertical Sash Profile		H - 73
P 1261	2ad	DÜŞEY KANAT PROFİLİ Vertical Sash Profile		H - 73
P 1255 - P 1254	4ad	YATAY KANAT PROFİLİ Horizontal Sash Profile		L / 2 - 154,2
P 1273	1ad	KASA KAPATMA PROFİL Frame Closing Profile		H - 68
P 1274	1ad	KASA KAPATMA PROFİL Frame Closing Profile		H - 68
P 1283	2ad	Kenet Kapak Profil Interlock Cap Profile		H - 73
700 328	2ad	INOX RAY stainless steel rail		L-89

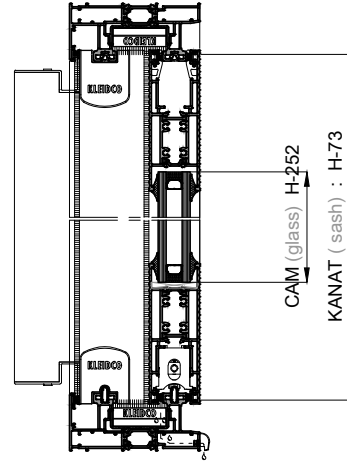
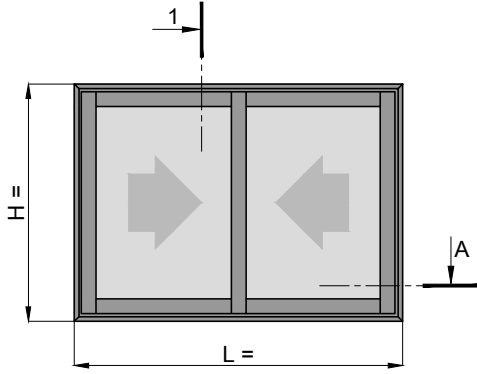
PVC PROFİL-PVC PROFILE

PVC KODU PVC COD.	MİKTAR QUANTITY	MALZEME TANIMI MATERIAL DESCRIPTION
600 416	2L 2H	KASA İÇİ U KANAL PROFİLİ pvc U channel for frame
600 419	2H	DAR PVC KENET PROFİLİ pvc interlock for slim sash

CAM SİPARİŞİ- GLASS ORDER

MİKTAR QUANTITY	FORMÜLASYON FORMULA
2 ADET kanat camı 2 piece sash glass	L/2-126 X H-252





1 KESİTİ
section 1

CONTA LİSTESİ-GASKET LİST

CONTA KODU GASKET COD.	MİKTAR QUANTITY	MALZEME TANIMI MATERIAL DESCRIPTION
800 254	2H	KENET CONTASI interlock gasket
800 302	4L 8H	İÇ ve DİŞ CAM CONTASI interior and exterior glazing gasket
800 304	2L 2H	KANAL KAPATMA CONTASI channel closing gasket
800 310	6L 8H	FİRÇA FİTİL brush gasket

AKSESUAR LİSTESİ-ACCESSORIES LİST

AKSESUAR ACCESSORIES	MİKTAR QUANTITY	MALZEME TANIMI MATERIAL DESCRIPTION
700 415	2tk	ALT ve ÜST KENET KAPAGI top and bottom cap plug for interlock
700 448	2ad	ALT ve ÜST SIZDIRMAZLIK lightness plug for single track rail
700 433	4ad	AYARLI RULMAN adjustable roller
700 459	8ad	KANAT SALLANTI ENGELLEME TAKOZU anti swing block for sash
700 413	4ad	KÖŞE BİRLEŞİM PVC TAKOZU corner assembly block for sash
700 427	4ad	KÖŞE BİRLEŞİM PVC TAKOZU corner assembly block for sash
700 421	2ad	TAKVİYELİ KENET PROFİLİ ALT ve ÜST KAPAGI pvc cap plug for reinforcement interlock
700 513	2ad	KANAT İÇİ GİZLİ STOPER hidden bumper for inside of the sash
700 473	1ad	STOPER bumper
700 356	4ad	KASA İÇİN ALUMİNYUM ONBAŞI aluminum corner angle for frame

700 495	4ad	KASA KÖŞE-Frame corner
700 496	4ad	KASA KÖŞE-Frame corner

PROFİL KESİM LİSTESİ - PROFILE CUT LİST

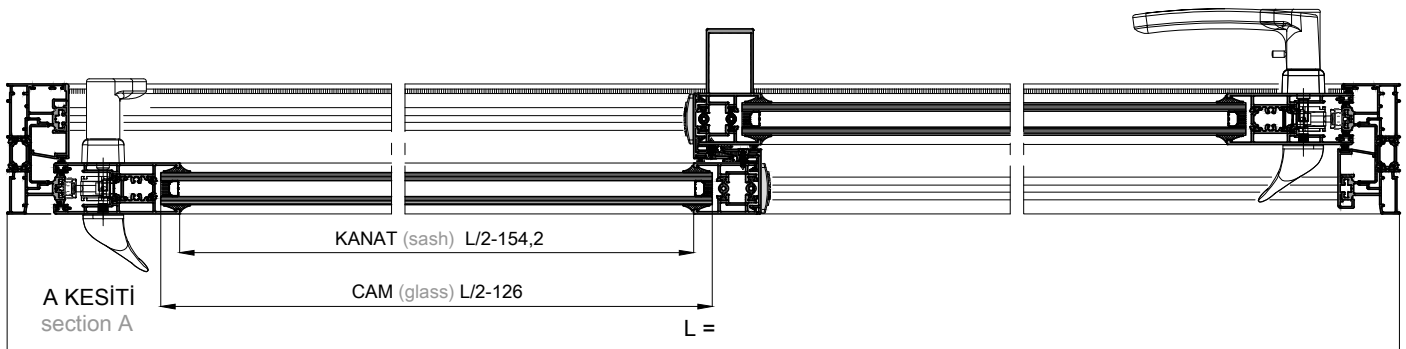
PRF KODU PRF. COD.	MİKTAR QUANTITY	PROFİL TANIMI PROFILE DESCRIPTION	KESİM ŞEKLİ SHAPE	KESİM ÖLÇÜSÜ SAWING LENGHT
P 1267	2ad	İKİ RAYLI KASA PROFİL Double Track Rail Profile		H
	2ad	İKİ RAYLI KASA PROFİL Double Track Rail Profile		L
P 1257	2ad	DÜŞEY KANAT PROFİLİ Vertical Sash Profile		H - 73
P 1261	1ad	DÜŞEY KANAT PROFİLİ Vertical Sash Profile		H - 73
P 1260	1ad	DÜŞEY KANAT PROFİLİ Vertical Sash Profile		H - 73
P 1255 - P 1254	4ad	YATAY KANAT PROFİLİ Horizontal Sash Profile		L / 2 - 154,2
P 1273	1ad	KASA KAPATMA PROFİL Frame Closing Profile		H - 68
P 1274	1ad	KASA KAPATMA PROFİL Frame Closing Profile		H - 68
P 1283	2ad	Kenet Kapak Profil Interlock Cap Profile		H - 73
700 328	2ad	INOX RAY stainless steel rail		L-89

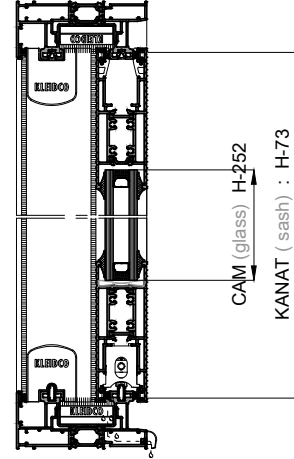
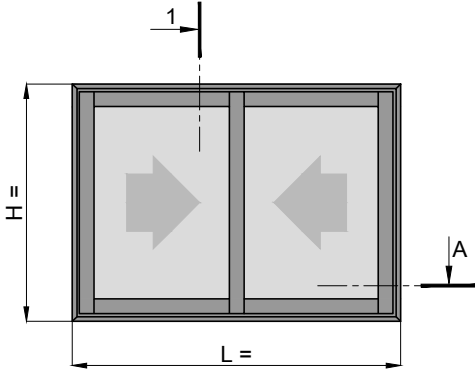
PVC PROFİL-PVC PROFILE

PVC KODU PVC COD.	MİKTAR QUANTITY	MALZEME TANIMI MATERIAL DESCRIPTION
600 416	2L 2H	KASA İÇİ U KANAL PROFİLİ pvc U channel for frame
600 419	2H	DAR PVC KENET PROFİLİ pvc interlock for slim sash

CAM SİPARİŞİ- GLASS ORDER

MİKTAR QUANTITY	FORMÜLASYON FORMULA
2 ADET kanat camı 2 piece sash glass	L/2-126 X H-252





1 KESİTİ
section 1

CONTA LİSTESİ-GASKET LİST

CONTA KODU GASKET COD.	MİKTAR QUANTITY	MALZEME TANIMI MATERIAL DESCRIPTION
800 254	2H	KENET CONTASI interlock gasket
800 302	4L 8H	İÇ ve DİŞ CAM CONTASI interior and exterior glazing gasket
800 304	2L 2H	KANAL KAPATMA CONTASI channel closing gasket
800 310	6L 8H	FİRÇA FITİL brush gasket

AKSESUAR LİSTESİ-ACCESSORIES LİST

AKSESUAR ACCESSORIES	MİKTAR QUANTITY	MALZEME TANIMI MATERIAL DESCRIPTION
700 415	2tk	ALT ve ÜST KENET KAPAGI top and bottom cap plug for interlock
700 448	2ad	ALT ve ÜST SIZDIRMAZLIK tightness plug for single track rail
700 433	4ad	AYARLI RULMAN adjustable roller
700 459	8ad	KANAT SALLANTI ENGELLEME TAKOZU anti swing block for sash
700 413	4ad	KÖŞE BİRLEŞİM PVC TAKOZU corner assembly block for sash
700 427	4ad	KÖŞE BİRLEŞİM PVC TAKOZU corner assembly block for sash
700 513	2ad	KANAT İÇİ GİZLİ STOPER hidden bumper for inside of the sash
700 473	1ad	STOPER bumper
700 356	4ad	KASA İÇİN ALUMİNYUM ONBAŞI aluminum corner angle for frame

700 495	4ad	KASA KÖŞE-Frame corner
700 496	4ad	KASA KÖŞE-Frame corner

PROFİL KESİM LİSTESİ - PROFILE CUT LİST

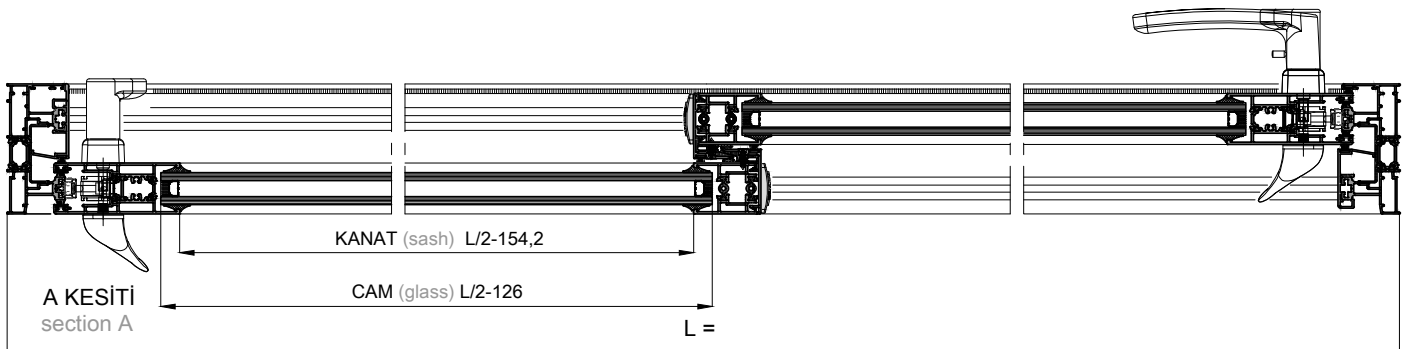
PRF KODU PRF. COD.	MİKTAR QUANTITY	PROFİL TANIMI PROFILE DESCRIPTION	KESİM ŞEKLİ SHAPE	KESİM ÖLÇÜSÜ SAWING LENGHT
P 1267	2ad	İKİ RAYLI KASA PROFİL Double Track Rail Profile		H
	2ad	İKİ RAYLI KASA PROFİL Double Track Rail Profile		L
P 1257	2ad	DÜŞEY KANAT PROFİLİ Vertical Sash Profile		H - 73
P 1260	2ad	DÜŞEY KANAT PROFİLİ Vertical Sash Profile		H - 73
P 1255 - P 1254	4ad	YATAY KANAT PROFİLİ Horizontal Sash Profile		L / 2 - 154,2
P 1283	2ad	KASA KAPATMA PROFİL Frame Closing Profile		H - 73
P 1273	1ad	KASA KAPATMA PROFİL Frame Closing Profile		H - 68
P 1274	1ad	KASA KAPATMA PROFİL Frame Closing Profile		H - 68
700 328	2ad	INOX RAY stainless steel rail		L-89

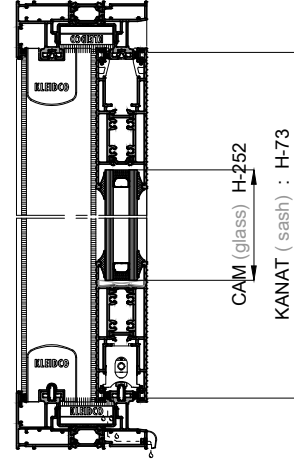
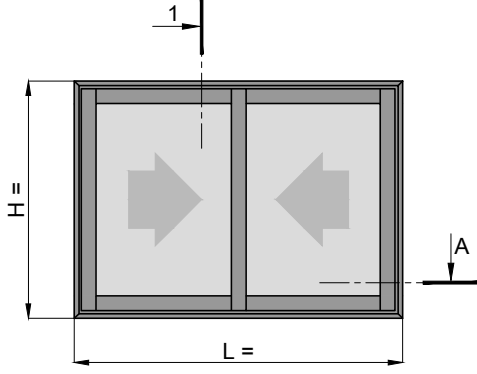
PVC PROFİL-PVC PROFILE

PVC KODU PVC COD.	MİKTAR QUANTITY	MALZEME TANIMI MATERIAL DESCRIPTION
600 416	2L 2H	KASA İÇİ U KANAL PROFİLİ pvc U channel for frame
600 419	2H	DAR PVC KENET PROFİLİ pvc interlock for slim sash

CAM SİPARİŞİ- GLASS ORDER

MİKTAR QUANTITY	FORMÜLASYON FORMULA
2 ADET kanat camı 2 piece sash glass	L/2-126 X H-252





1 KESİTİ
section 1

CONTA LİSTESİ-GASKET LİST

CONTA KODU GASKET COD.	MİKTAR QUANTITY	MALZEME TANIMI MATERIAL DESCRIPTION
800 254	2H	KENET CONTASI interlock gasket
800 302	4L 8H	İÇ ve DİŞ CAM CONTASI interior and exterior glazing gasket
800 304	2L 2H	KANAL KAPATMA CONTASI channel closing gasket
800 310	6L 11H	FİRÇA FİTİL brush gasket

AKSESUAR LİSTESİ-ACCESSORIES LİST

AKSESUAR ACCESSORIES	MİKTAR QUANTITY	MALZEME TANIMI MATERIAL DESCRIPTION
700 415	2tk	ALT ve ÜST KENET KAPAGI top and bottom cap plug for interlock
700 449	2ad	ALT ve ÜST SIZDIRMAZLIK tightness plug for single track rail
700 433	4ad	AYARLI RULMAN adjustable roller
700 459	8ad	KANAT SALLANTI ENGELLEME TAKOZU anti swing block for sash
700 413	4ad	KÖŞE BİRLEŞİM PVC TAKOZU corner assembly block for sash
700 414	4ad	KÖŞE BİRLEŞİM PVC TAKOZU corner assembly block for sash
700 513	2ad	KANAT İÇİ GİZLİ STOPER hidden bumper for inside of the sash
700 473	1ad	STOPER bumper
700 356	4ad	KASA İÇİN ALUMİNYUM ONBAŞI aluminum corner angle for frame

700 495	4ad	KASA KÖŞE-Frame corner
700 496	4ad	KASA KÖŞE-Frame corner

PROFİL KESİM LİSTESİ - PROFILE CUT LİST

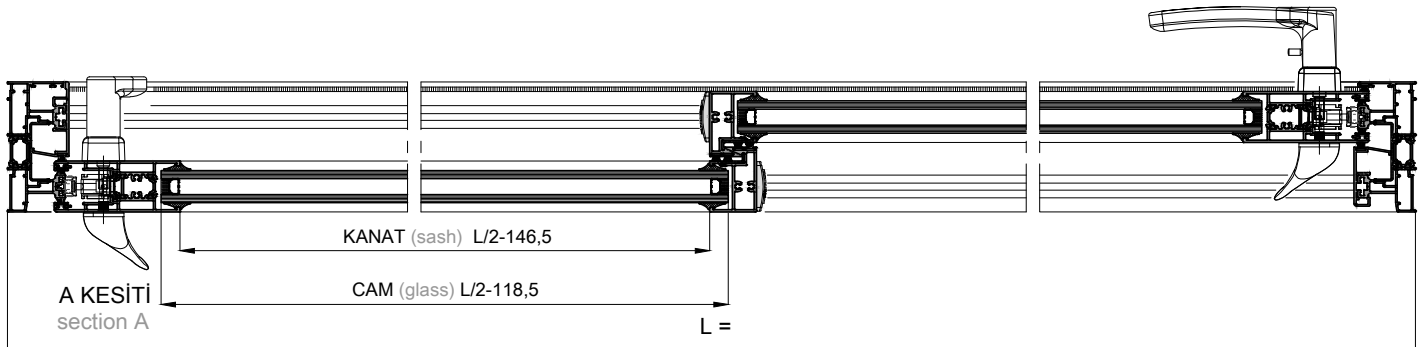
PRF KODU PRF. COD.	MİKTAR QUANTITY	PROFİL TANIMI PROFILE DESCRIPTION	KESİM ŞEKLİ SHAPE	KESİM ÖLÇÜSÜ SAWING LENGHT
P 1267	2ad	İKİ RAYLI KASA PROFİL Double Track Rail Profile		H
	2ad	İKİ RAYLI KASA PROFİL Double Track Rail Profile		L
P 1258	2ad	DÜŞEY KANAT PROFİLİ Vertical Sash Profile		H - 73
P 1255 - P 1254	4ad	YATAY KANAT PROFİLİ Horizontal Sash Profile		L / 2 - 146,5
P 1273	1ad	KASA KAPATMA PROFİL Frame Closing Profile		H - 68
P 1274	1ad	KASA KAPATMA PROFİL Frame Closing Profile		H - 68
700 328	2ad	INOX RAY stainless steel rail		L-89

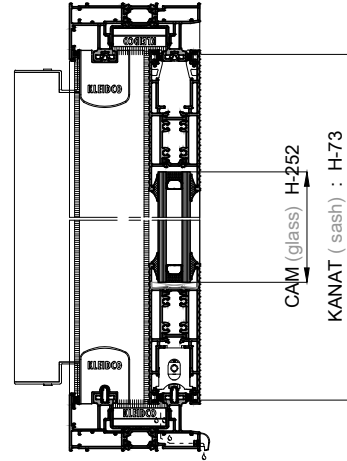
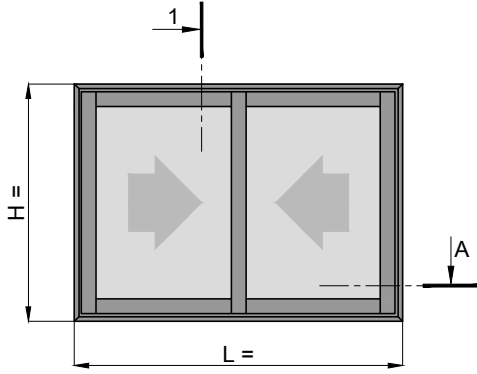
PVC PROFİL-PVC PROFILE

PVC KODU PVC COD.	MİKTAR QUANTITY	MALZEME TANIMI MATERIAL DESCRIPTION
600 416	2L 2H	KASA İÇİ U KANAL PROFİLİ pvc U channel for frame
600 420	2H	DAR PVC KENET PROFİLİ pvc interlock for slim sash

CAM SİPARİŞİ- GLASS ORDER

MİKTAR QUANTITY	FORMÜLASYON FORMULA
2 ADET kanat camı 2 piece sash glass	L/2-118,5 X H-252





1 KESİTİ
section 1

CONTA LİSTESİ-GASKET LİST

CONTA KODU GASKET COD.	MİKTAR QUANTITY	MALZEME TANIMI MATERIAL DESCRIPTION
800 254	2H	KENET CONTASI interlock gasket
800 302	4L 8H	İÇ ve DİŞ CAM CONTASI interior and exterior glazing gasket
800 304	2L 2H	KANAL KAPATMA CONTASI channel closing gasket
800 310	6L 11H	FİRÇA FİTİL brush gasket

AKSESUAR LİSTESİ-ACCESSORIES LİST

AKSESUAR ACCESSORIES	MİKTAR QUANTITY	MALZEME TANIMI MATERIAL DESCRIPTION
700 415	2tk	ALT ve ÜST KENET KAPAGI top and bottom cap plug for interlock
700 449	2ad	ALT ve ÜST SIZDIRMAZLIK tightness plug for single track rail
700 433	4ad	AYARLI RULMAN adjustable roller
700 459	8ad	KANAT SALLANTI ENGELLEME TAKOZU anti swing block for sash
700 413	4ad	KÖŞE BİRLEŞİM PVC TAKOZU corner assembly block for sash
700 414	4ad	KÖŞE BİRLEŞİM PVC TAKOZU corner assembly block for sash
700 421	2ad	TAKVİYELİ KENET PROFİLİ/ALT ve ÜST KAPAGI pvc cap plug for reinforcement interlock
700 513	2ad	KANAT İÇİ GİZLİ STOPER hidden bumper for inside of the sash
700 473	1ad	STOPER bumper
700 356	4ad	KASA İÇİN ALUMİNYUM ONBAŞI aluminum corner angle for frame

700 495	4ad	KASA KÖŞE-Frame corner
700 496	4ad	KASA KÖŞE-Frame corner

PROFİL KESİM LİSTESİ - PROFILE CUT LİST

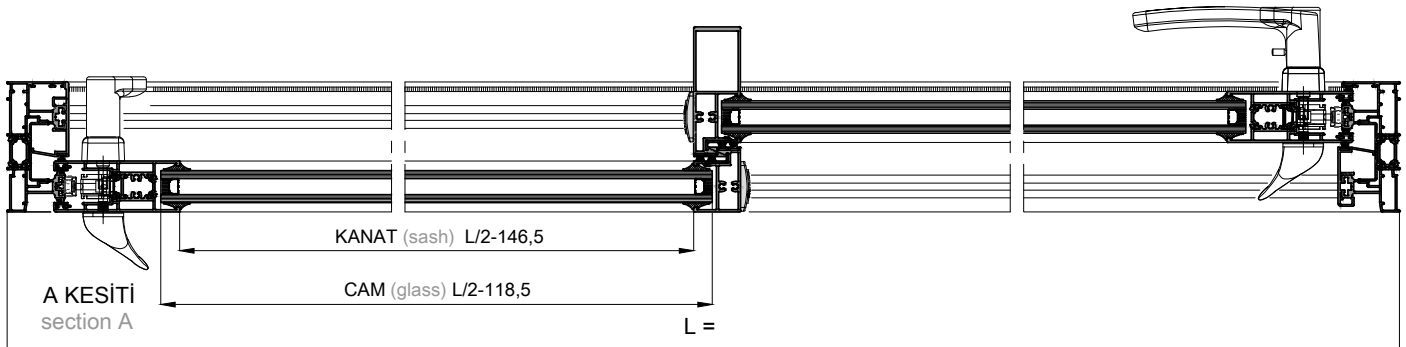
PRF KODU PRF. COD.	MİKTAR QUANTITY	PROFİL TANIMI PROFILE DESCRIPTION	KESİM ŞEKLİ SHAPE	KESİM ÖLÇÜSÜ SAWING LENGHT
P 1267	2ad	İKİ RAYLI KASA PROFİL Double Track Rail Profile		H
	2ad	İKİ RAYLI KASA PROFİL Double Track Rail Profile		L
P 1257	2ad	DÜŞEY KANAT PROFİLİ Vertical Sash Profile		H - 73
P 1258	1ad	DÜŞEY KANAT PROFİLİ Vertical Sash Profile		H - 73
P 1259	1ad	TAKVİYELİ KENET PROFİLİ interlock profile with reinforcement		H - 73
P 1255 - P 1254	4ad	YATAY KANAT PROFİLİ Horizontal Sash Profile		L / 2 - 146,5
P 1273	1ad	KASA KAPATMA PROFİL Frame Closing Profile		H - 68
P 1274	1ad	KASA KAPATMA PROFİL Frame Closing Profile		H - 68
700 328	2ad	INOX RAY stainless steel rail		L-89

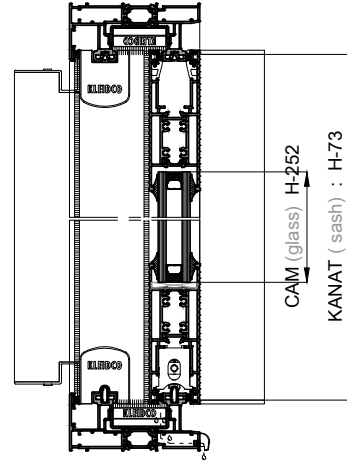
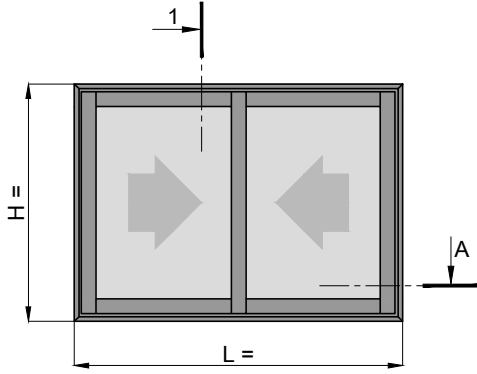
PVC PROFİL-PVC PROFILE

PVC KODU PVC COD.	MİKTAR QUANTITY	MALZEME TANIMI MATERIAL DESCRIPTION
600 416	2L 2H	KASA İÇİ U KANAL PROFİLİ pvc U channel for frame
600 420	2H	DAR PVC KENET PROFİLİ pvc interlock for slim sash

CAM SİPARİŞİ- GLASS ORDER

MİKTAR QUANTITY	FORMÜLASYON FORMULA
2 ADET kanat camı 2 piece sash glass	L/2-118,5 X H-252





1 KESİTİ
section 1

CONTA LİSTESİ-GASKET LİST

CONTA KODU GASKET COD.	MİKTAR QUANTITY	MALZEME TANIMI MATERIAL DESCRIPTION
800 254	2H	KENET CONTASI interlock gasket
800 302	4L 8H	İÇ ve DIŞ CAM CONTASI interior and exterior glazing gasket
800 304	2L 2H	KANAL KAPATMA CONTASI channel closing gasket
800 310	6L 11H	FİRÇA FİTİL brush gasket

AKSESUAR LİSTESİ-ACCESSORIES LİST

AKSESUAR ACCESSORIES	MİKTAR QUANTITY	MALZEME TANIMI MATERIAL DESCRIPTION
700 415	2tk	ALT ve ÜST KENET KAPAGI top and bottom cap plug for interlock
700 449	2ad	ALT ve ÜST SIZDIRMAZLIK tightness plug for single track rail
700 433	4ad	AYARLI RULMAN adjustable roller
700 459	8ad	KANAT SALLANTI ENGELLEME TAKOZU anti swing block for sash
700 413	4ad	KÖŞE BİRLEŞİM PVC TAKOZU corner assembly block for sash
700 414	4ad	KÖŞE BİRLEŞİM PVC TAKOZU corner assembly block for sash
700 421	2ad	TAKVİYELİ KENET PROFİLİ ve ÜST KAPAGI pvc cap plug for reinforcement interlock
700 419	2ad	TAKVİYELİ KENET PROFİLİ ve ÜST KAPAGI pvc cap plug for reinforcement interlock
700 513	2ad	KANAT İÇİ GİZLİ STOPER hidden bumper for inside of the sash
700 473	1ad	STOPER bumper
700 356	4ad	KASA İÇİN ALUMİNYUM ONBAŞI aluminum corner angle for frame

700 495	4ad	KASA KÖŞE-Frame corner
700 496	4ad	KASA KÖŞE-Frame corner

PROFİL KESİM LİSTESİ - PROFILE CUT LİST

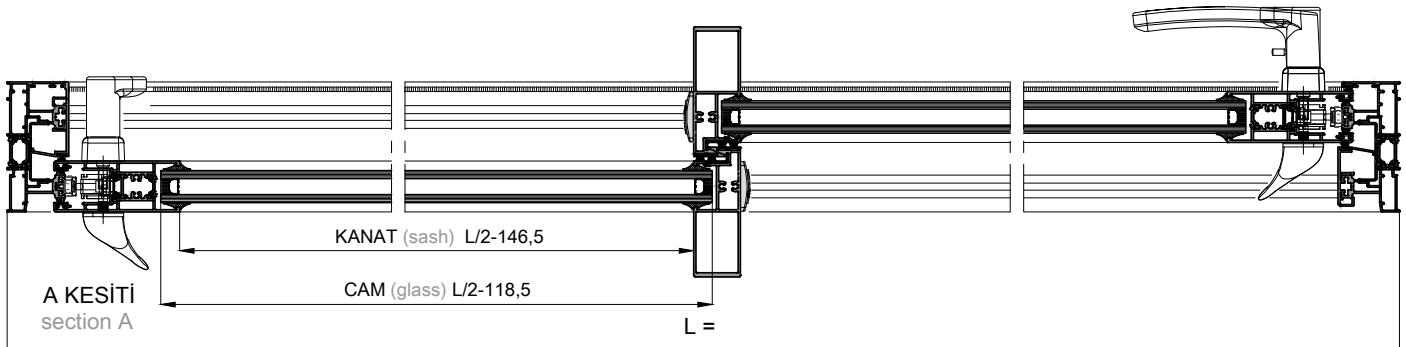
PRF KODU PRF. COD.	MİKTAR QUANTITY	PROFİL TANIMI PROFILE DESCRIPTION	KESİM ŞEKLİ SHAPE	KESİM ÖLÇÜSÜ SAWING LENGHT
P 1267	2ad	İKİ RAYLI KASA PROFİL Double Track Rail Profile		H
	2ad	İKİ RAYLI KASA PROFİL Double Track Rail Profile		L
P 1257	2ad	DÜŞEY KANAT PROFİLİ Vertical Sash Profile		H - 73
P 1259	2ad	TAKVİYELİ KENET PROFİLİ interlock profile with reinforcement		H - 73
P 1255 - P 1254	4ad	YATAY KANAT PROFİLİ Horizontal Sash Profile		L / 2 - 146,5
P 1273	1ad	KASA KAPATMA PROFİLİ Frame Closing Profile		H - 68
P 1274	1ad	KASA KAPATMA PROFİLİ Frame Closing Profile		H - 68
700 328	2ad	INOX RAY stainless steel rail		L-89

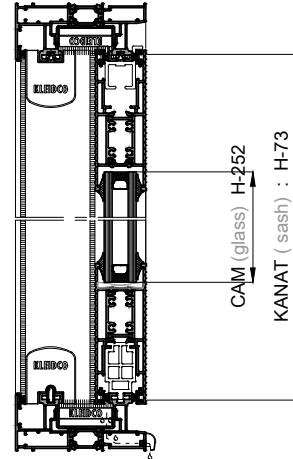
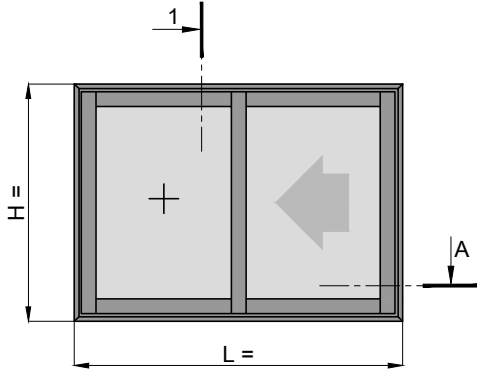
PVC PROFİL-PVC PROFILE

PVC KODU PVC COD.	MİKTAR QUANTITY	MALZEME TANIMI MATERIAL DESCRIPTION
600 416	2L 2H	KASA İÇİ U KANAL PROFİLİ pvc U channel for frame
600 420	2H	DAR PVC KENET PROFİLİ pvc interlock for slim sash

CAM SİPARİŞİ- GLASS ORDER

MİKTAR QUANTITY	FORMÜLASYON FORMULA
2 ADET kanat camı 2 piece sash glass	L/2-118,5 X H-252





1 KESİTİ
section 1

CONTA LİSTESİ-GASKET LİST

CONTA KODU GASKET COD.	MİKTAR QUANTITY	MALZEME TANIMI MATERIAL DESCRIPTION
800 254	2H	KENET CONTASI interlock gasket
800 302	4L 8H	İÇ ve DİŞ CAM CONTASI interior and exterior glazing gasket
800 304	2L 2H	KANAL KAPATMA CONTASI channel closing gasket
800 310	6L 10H	FİRÇA FİTİL brush gasket

AKSESUAR LİSTESİ-ACCESSORIES LİST

AKSESUAR ACCESSORIES	MİKTAR QUANTITY	MALZEME TANIMI MATERIAL DESCRIPTION
700 415	2tk	ALT ve ÜST KENET KAPAGI top and bottom cap plug for interlock
700 447	2ad	ALT ve ÜST SIZDIRMAZLIK tightness plug for single track rail
700 433	2ad	AYARLI RULMAN adjustable roller
700 454	2ad	KANAT SABİTLEME ALT TAKOZU bottom fixation block for fixed sash
700 455	2ad	KANAT SABİTLEME YAN TAKOZU side fixation block for fixed sash
700 456	1ad	KANAT SABİTLEME ÜST TAKOZU top fixation block for fixed sash
700 459	4ad	KANAT SALLANTI ENGELLEME TAKOZU anti swing block for sash
700 413	8ad	KÖŞE BİRLEŞİM PVC TAKOZU corner assembly block for sash
700 418	4ad	GENİŞ KENET EK PVC ADAPTÖRÜ additional pvc plug for wide interlock
700 513	1ad	KANAT İÇİ GİZLİ STOPER hidden bumper for inside of the sash
700 473	1ad	STOPER bumper
700 356	4ad	KASA İÇİN ALUMİNYUM ONBAŞI aluminum corner angle for frame

700 495	4ad	KASA KÖŞE-Frame corner
700 496	4ad	KASA KÖŞE-Frame corner

PROFİL KESİM LİSTESİ - PROFILE CUT LİST

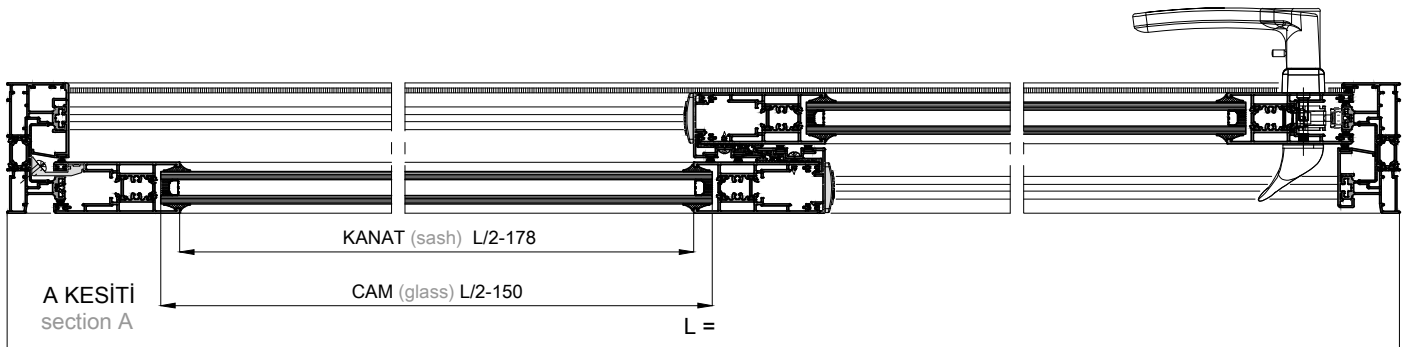
PRF KODU PRF. COD.	MİKTAR QUANTITY	PROFİL TANIMI PROFILE DESCRIPTION	KESİM ŞEKLİ SHAPE	KESİM ÖLÇÜSÜ SAWING LENGHT
P 1267	2ad	İKİ RAYLI KASA PROFİL Double Track Rail Profile		H
	2ad	İKİ RAYLI KASA PROFİL Double Track Rail Profile		L
P 1257	4ad	DÜŞEY KANAT PROFİLİ Vertical Sash Profile		H - 73
P 1282	2ad	Kenet Kapak Profil Interlock Cap Profile		H - 73
P 1255 - P 1254	4ad	YATAY KANAT PROFİLİ Horizontal Sash Profile		L / 2 - 178
P 1273	1ad	KASA KAPATMA PROFİL Frame Closing Profile		H - 68
P 1274	1ad	KASA KAPATMA PROFİL Frame Closing Profile		H - 68
700 328	2ad	INOX RAY stainless steel rail		L-89

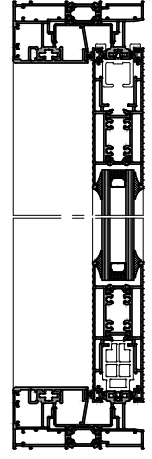
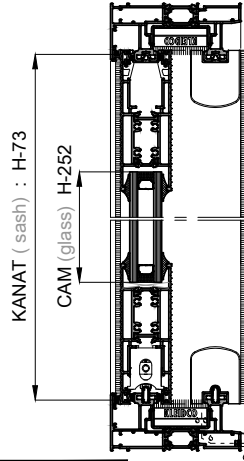
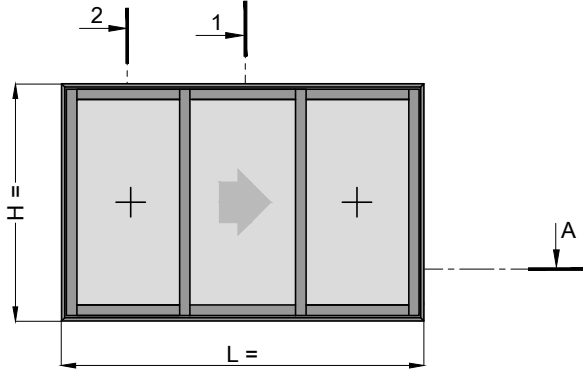
PVC PROFİL-PVC PROFILE

PVC KODU PVC COD.	MİKTAR QUANTITY	MALZEME TANIMI MATERIAL DESCRIPTION
600 416	2L 2H	KASA İÇİ U KANAL PROFİLİ pvc U channel for frame
600 418	2H	GENİŞ PVC KENET PROFİLİ pvc interlock for wide sash

CAM SİPARİŞİ- GLASS ORDER

MİKTAR QUANTITY	FORMÜLASYON FORMULA
2 ADET kanat camı 2 piece sash glass	L/2-150 X H-252





1 KESİTİ
section 1

2 KESİTİ
section 2

CONTA LİSTESİ-GASKET LİST

CONTA KODU GASKET COD.	MİKTAR QUANTITY	MALZEME TANIMI MATERIAL DESCRIPTION
800 254	3H	KENET CONTASI interlock gasket
800 302	4L 12H	İÇ ve DIŞ CAM CONTASI interior and exterior glazing gasket
800 304	3L 3H	KANAL KAPATMA CONTASI channel closing gasket
800 310	6L 14H	FİRÇA FİTİL brush gasket
800 258	H	KANAL KAPATMA CONTASI channel closing gasket

AKSESUAR LİSTESİ-ACCESSORIES LİST

AKSESUAR ACCESSORIES	MİKTAR QUANTITY	MALZEME TANIMI MATERIAL DESCRIPTION
700 415	3tk	ALT ve ÜST KENET KAPAGI top and bottom cap plug for interlock
700 447	2ad	ALT ve ÜST SIZDIRMAZLIK tightness plug for single track rail
700 433	2ad	AYARLI RULMAN adjustable roller
700 459	4ad	KANAT SALLANTI ENGELLEME TAKOZU anti swing block for sash
700 413	12ad	KÖŞE BİRLEŞİM PVC TAKOZU corner assembly block for sash
700 418	6ad	GENİŞ KENET EK PVC ADAPTÖRÜ additional pvc plug for wide interlock
700 454	4ad	KANAT SABİTLEME ALT TAKOZU bottom fixation block for fixed sash
700 455	4ad	KANAT SABİTLEME YAN TAKOZU side fixation block for fixed sash
700 456	2ad	KANAT SABİTLEME ÜST TAKOZU top fixation block for fixed sash
700 513	1ad	KANAT İÇİ GİZLİ STOPER hidden bumper for inside of the sash
700 473	1ad	STOPER bumper
700 356	4ad	KASA İÇİN ALUMİNYUM ONBAŞI aluminum corner angle for frame

700 495	4ad	KASA KÖŞE-Frame corner
700 496	4ad	KASA KÖŞE-Frame corner

PROFİL KESİM LİSTESİ - PROFILE CUT LIST

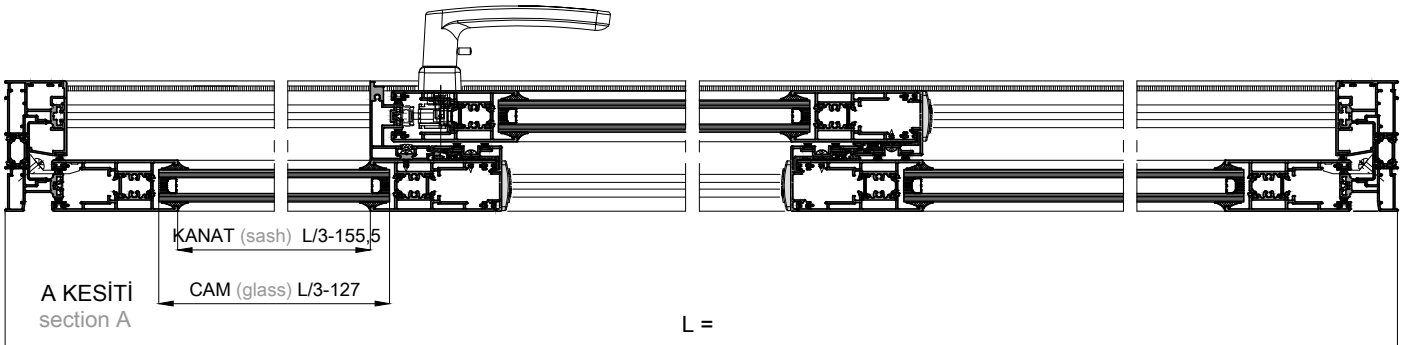
PRF KODU PRF. COD.	MİKTAR QUANTITY	PROFİL TANIMI PROFILE DESCRIPTION	KESİM ŞEKLİ SHAPE	KESİM ÖLÇÜSÜ SAWING LENGHT
P 1267	2ad	İKİ RAYLI KASA PROFİL Double Track Rail Profile		H
	2ad	İKİ RAYLI KASA PROFİL Double Track Rail Profile		L
P 1257	6ad	DÜŞEY KANAT PROFİLİ Vertical Sash Profile		H - 73
P 1282	3ad	Kenet Kapak Profil Interlock Cap Profile		H - 73
P 1255 - P 1254	6ad	YATAY KANAT PROFİLİ Horizontal Sash Profile		L / 3 - 155,5
P 1274	2ad	KASA KAPATMA PROFİL Frame Closing Profile		H - 68
P 1326	1ad	ADAPTÖR PROFİLİ Adapter profile		H - 34,4
700 328	1ad	INOX RAY stainless steel rail		L-543,6

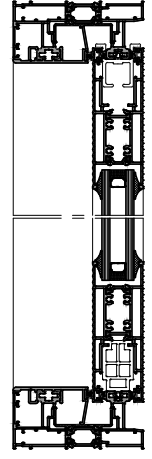
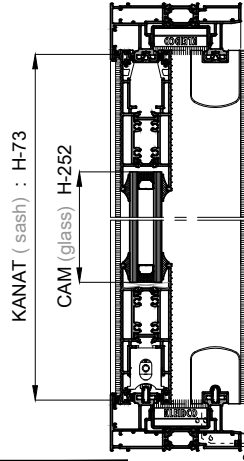
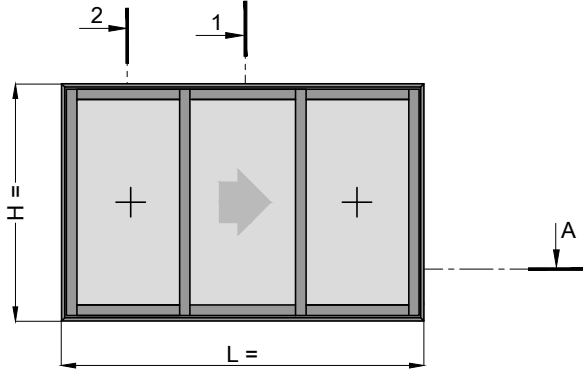
PVC PROFİL-PVC PROFILE

PVC KODU PVC COD.	MİKTAR QUANTITY	MALZEME TANIMI MATERIAL DESCRIPTION
600 416	2L 2H	KASA İÇİ U KANAL PROFİLİ pvc U channel for frame
600 418	3H	GENİŞ PVC KENET PROFİLİ pvc interlock for wide sash

CAM SİPARİŞİ- GLASS ORDER

MİKTAR QUANTITY	FORMÜLASYON FORMULA
3 ADET kanat camı 3 piece sash glass	L/3-127 X H-252





CONTA LİSTESİ-GASKET LİST

CONTA KODU GASKET COD.	MİKTAR QUANTITY	MALZEME TANIMI MATERIAL DESCRIPTION
800 254	3H	KENET CONTASI interlock gasket
800 302	4L 12H	İÇ ve DIŞ CAM CONTASI interior and exterior glazing gasket
800 304	3L 3H	KANAL KAPATMA CONTASI channel closing gasket
800 310	6L 14H	FİRÇA FİTİL brush gasket
800 258	H	KANAL KAPATMA CONTASI channel closing gasket

AKSESUAR LİSTESİ-ACCESSORIES LİST

AKSESUAR ACCESSORIES	MİKTAR QUANTITY	MALZEME TANIMI MATERIAL DESCRIPTION
700 415	3tk	ALT ve ÜST KENET KAPAGI top and bottom cap plug for interlock
700 449	2ad	ALT ve ÜST SIZDIRMAZLIK tightness plug for single track rail
700 433	2ad	AYARLI RULMAN adjustable roller
700 459	4ad	KANAT SALLANTI ENGELLEME TAKOZU anti swing block for sash
700 413	8ad	KÖŞE BİRLEŞİM PVC TAKOZU corner assembly block for sash
700 414	4ad	KÖŞE BİRLEŞİM PVC TAKOZU corner assembly block for sash
700 418	2ad	GENİŞ KENET EK PVC ADAPTÖRÜ additional pvc plug for wide interlock
700 454	4ad	KANAT SABİTLEME ALT TAKOZU bottom fixation block for fixed sash
700 455	4ad	KANAT SABİTLEME YAN TAKOZU side fixation block for fixed sash
700 456	2ad	KANAT SABİTLEME ÜST TAKOZU top fixation block for fixed sash
700 513	3ad	KANAT İÇİ GİZLİ STOPER hidden bumper for inside of the sash
700 473	2ad	STOPER bumper
700 356	4ad	KASA İÇİN ALUMİNYUM ONBAŞI aluminum corner angle for frame

1 KESİTİ
section 1

2 KESİTİ
section 2

700 495	4ad	KASA KÖŞE-Frame corner
700 496	4ad	KASA KÖŞE-Frame corner

PROFİL KESİM LİSTESİ - PROFILE CUT LİST

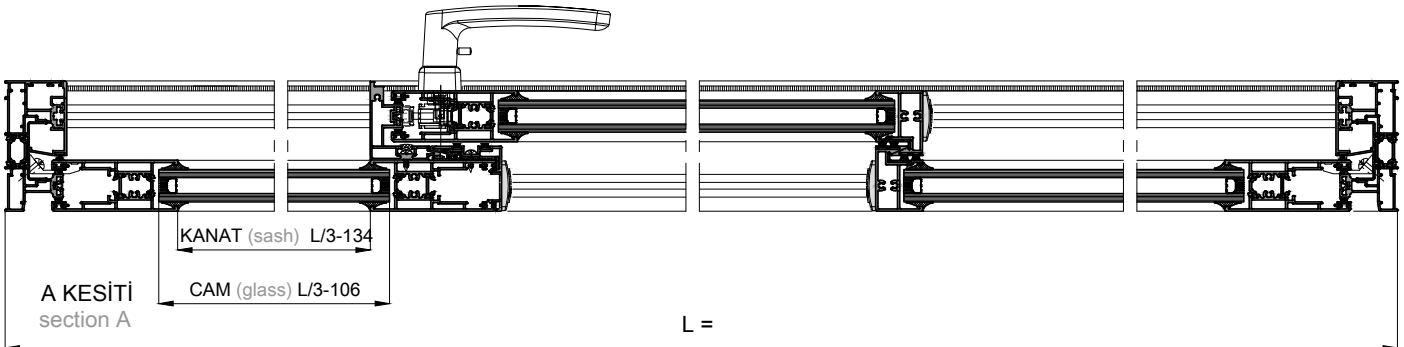
PRF KODU PRF. COD.	MİKTAR QUANTITY	PROFİL TANIMI PROFILE DESCRIPTION	KESİM ŞEKLİ SHAPE	KESİM ÖLÇÜSÜ SAWING LENGHT
P 1267	2ad	İKİ RAYLI KASA PROFİL Double Track Rail Profile		H
	2ad	İKİ RAYLI KASA PROFİL Double Track Rail Profile		L
P 1257	4ad	DÜŞEY KANAT PROFİLİ Vertical Sash Profile		H - 73
P 1258	2ad	DÜŞEY KANAT PROFİLİ Vertical Sash Profile		H - 73
P 1282	1ad	Kenet Kapak ProfİL Interlock Cap Profile		H - 73
P 1255 - P 1254	6ad	YATAY KANAT PROFİLİ Horizontal Sash Profile		L / 3 - 134
P 1274	2ad	KASA KAPATMA PROFİL Frame Closing Profile		H - 68
P 1326	1ad	ADAPTÖR PROFİLİ Adapter profile		H - 34,4
700 328	1ad	INOX RAY stainless steel rail		L-89

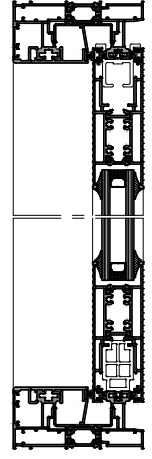
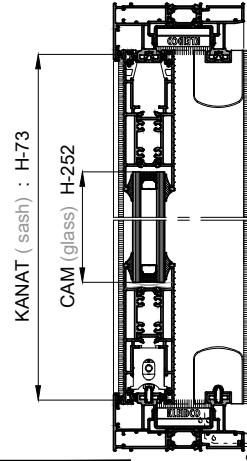
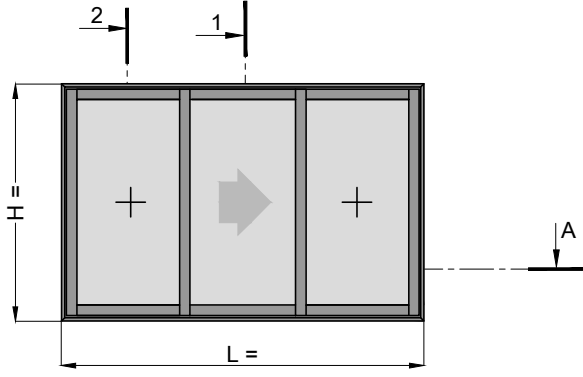
PVC PROFİL-PVC PROFILE

PVC KODU PVC COD.	MİKTAR QUANTITY	MALZEME TANIMI MATERIAL DESCRIPTION
600 416	2L 2H	KASA İÇİ U KANAL PROFİLİ pvc U channel for frame
600 418	H	GENİŞ PVC KENET PROFİLİ pvc interlock for wide sash
600 420	2H	GENİŞ PVC KENET PROFİLİ pvc interlock for wide sash

CAM SİPARİŞİ- GLASS ORDER

MİKTAR QUANTITY	FORMÜLASYON FORMULA
3 ADET kanat camı 3 piece sash glass	L/3-106 X H-252





CONTA LİSTESİ-GASKET LİST

CONTA KODU GASKET COD.	MİKTAR QUANTITY	MALZEME TANIMI MATERIAL DESCRIPTION
800 254	3H	KENET CONTASI interlock gasket
800 302	4L 12H	İÇ ve DIŞ CAM CONTASI interior and exterior glazing gasket
800 304	3L 3H	KANAL KAPATMA CONTASI channel closing gasket
800 310	6L 14H	FİRÇA FİTİL brush gasket
800 258	H	KANAL KAPATMA CONTASI channel closing gasket

AKSESUAR LİSTESİ-ACCESSORIES LİST

AKSESUAR ACCESSORIES	MİKTAR QUANTITY	MALZEME TANIMI MATERIAL DESCRIPTION
700 415	3tk	ALT ve ÜST KENET KAPAGI top and bottom cap plug for interlock
700 449	2ad	ALT ve ÜST SIZDIRMAZLIK tightness plug for single track rail
700 433	6ad	AYARLI RULMAN adjustable roller
700 459	12ad	KANAT SALLANTI ENGELLEME TAKOZU anti swing block for sash
700 413	8ad	KÖŞE BİRLEŞİM PVC TAKOZU corner assembly block for sash
700 414	4ad	KÖŞE BİRLEŞİM PVC TAKOZU corner assembly block for sash
700 421	2ad	TAKVİYELİ KENET PROFİLİALT ve ÜST KAPAGI pvc cap plug for reinforcement interlock
700 418	2ad	GENİŞ KENET EK PVC ADAPTÖRÜ additional pvc plug for wide interlock
700 454	4ad	KANAT SABİTLEME ALT TAKOZU bottom fixation block for fixed sash
700 455	4ad	KANAT SABİTLEME YAN TAKOZU side fixation block for fixed sash
700 456	2ad	KANAT SABİTLEME ÜST TAKOZU top fixation block for fixed sash
700 513	3ad	KANAT İÇİ GİZLİ STOPER hidden bumper for inside of the sash
700 473	2ad	STOPER bumper
700 356	4ad	KASA İÇİN ALUMİNYUM ONBAŞI aluminum corner angle for frame

1 KESİTİ
section 1

2 KESİTİ
section 2

700 495	4ad	KASA KÖŞE-Frame corner
700 496	4ad	KASA KÖŞE-Frame corner

PROFİL KESİM LİSTESİ - PROFILE CUT LİST

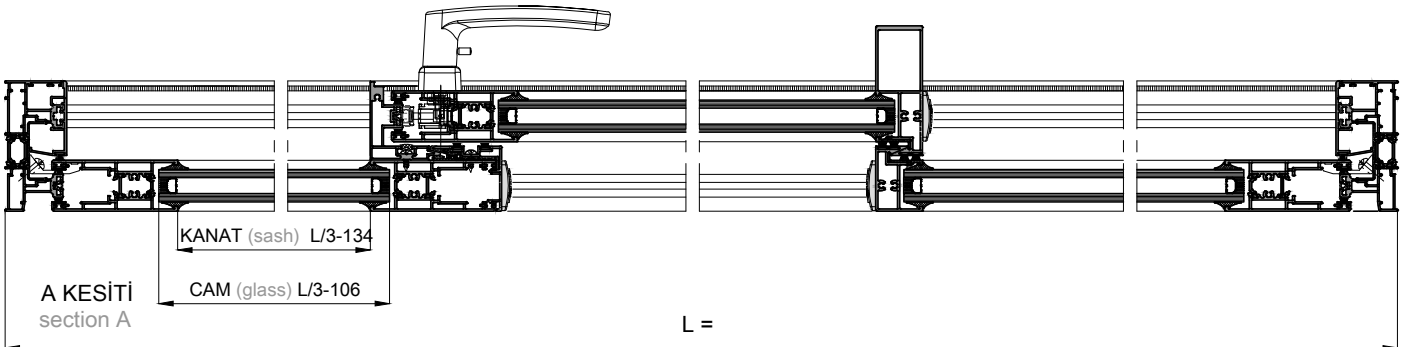
PRF KODU PRF. COD.	MİKTAR QUANTITY	PROFİL TANIMI PROFILE DESCRIPTION	KESİM ŞEKLİ SHAPE	KESİM ÖLÇÜSÜ SAWING LENGHT
P 1267	2ad	İKİ RAYLI KASA PROFİL Double Track Rail Profile		H
	2ad	İKİ RAYLI KASA PROFİL Double Track Rail Profile		L
P 1257	4ad	DÜŞEY KANAT PROFİLİ Vertical Sash Profile		H - 73
P 1258	1ad	DÜŞEY KANAT PROFİLİ Vertical Sash Profile		H - 73
P 1259	1ad	TAKVİYELİ KENET PROFİLİ interlock profile with reinforcement		H - 73
P 1282	1ad	Kenet Kapak Profili Interlock Cap Profile		H - 73
P 1255 - P 1254	6ad	YATAY KANAT PROFİLİ Horizontal Sash Profile		L / 3 - 134
P 1274	2ad	KASA KAPATMA PROFİLİ Frame Closing Profile		H - 68
P 1326	1ad	ADAPTÖR PROFİLİ Adapter profile		H - 34,4
700 328	1ad	INOX RAY stainless steel rail		L-543,6
700 328	1ad	INOX RAY stainless steel rail		L-89

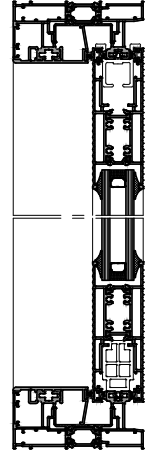
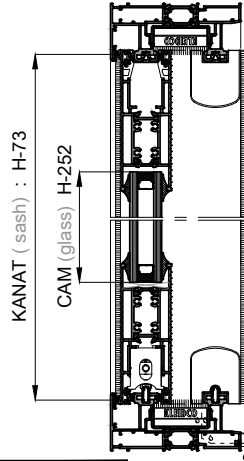
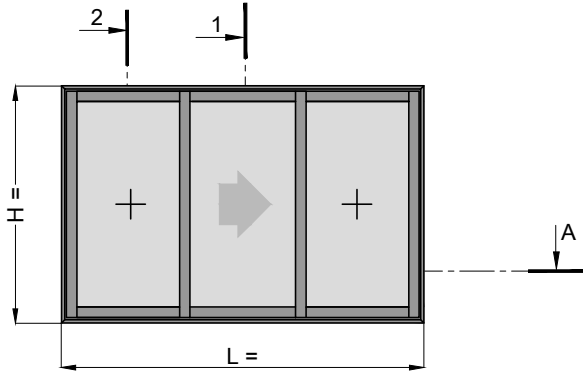
PVC PROFİL-PVC PROFILE

PVC KODU PVC COD.	MİKTAR QUANTITY	MALZEME TANIMI MATERIAL DESCRIPTION
600 416	2L 2H	KASA İÇİ U KANAL PROFİLİ pvc U channel for frame
600 420	2H	GENİŞ PVC KENET PROFİLİ pvc interlock for wide sash
600 418	H	GENİŞ PVC KENET PROFİLİ pvc interlock for wide sash

CAM SİPARİŞİ- GLASS ORDER

MİKTAR QUANTITY	FORMÜLASYON FORMULA
3 ADET kanat camı 3 piece sash glass	L/3-106 X H-252





CONTA LİSTESİ-GASKET LİST

CONTA KODU GASKET COD.	MİKTAR QUANTITY	MALZEME TANIMI MATERIAL DESCRIPTION
800 254	3H	KENET CONTASI interlock gasket
800 302	4L 12H	İÇ ve DIŞ CAM CONTASI interior and exterior glazing gasket
800 304	3L 3H	KANAL KAPATMA CONTASI channel closing gasket
800 310	6L 14H	FİRÇA FİTİL brush gasket
800 258	H	KANAL KAPATMA CONTASI channel closing gasket

AKSESUAR LİSTESİ-ACCESSORIES LİST

AKSESUAR ACCESSORIES	MİKTAR QUANTITY	MALZEME TANIMI MATERIAL DESCRIPTION
700 415	3tk	ALT ve ÜST KENET KAPAGI top and bottom cap plug for interlock
700 449	2ad	ALT ve ÜST SIZDIRMAZLIK tightness plug for single track rail
700 433	6ad	AYARLI RULMAN adjustable roller
700 459	12ad	KANAT SALLANTI ENGELLEME TAKOZU anti swing block for sash
700 413	8ad	KÖŞE BİRLEŞİM PVC TAKOZU corner assembly block for sash
700 414	4ad	KÖŞE BİRLEŞİM PVC TAKOZU corner assembly block for sash
700 421	2ad	TAKVİYELİ KENET PROFİLİALT ve ÜST KAPAGI pvc cap plug for reinforcement interlock
700 419	2ad	TAKVİYELİ KENET PROFİLİALT ve ÜST KAPAGI pvc cap plug for reinforcement interlock
700 454	4ad	KANAT SABİTLEME ALT TAKOZU bottom fixation block for fixed sash
700 455	4ad	KANAT SABİTLEME YAN TAKOZU side fixation block for fixed sash
700 456	2ad	KANAT SABİTLEME ÜST TAKOZU top fixation block for fixed sash
700 418	2ad	GENİŞ KENET EK PVC ADAPTÖRÜ additional pvc plug for wide interlock
700 513	3ad	KANAT İÇİ GİZLİ STOPER hidden bumper for inside of the sash
700 473	2ad	STOPER bumper
700 356	4ad	KASA İÇİN ALUMİNYUM ONBAŞI aluminum corner angle for frame

1 KESİTİ
section 1

2 KESİTİ
section 2

700 495	4ad	KASA KÖŞE-Frame corner
700 496	4ad	KASA KÖŞE-Frame corner

PROFİL KESİM LİSTESİ - PROFILE CUT LİST

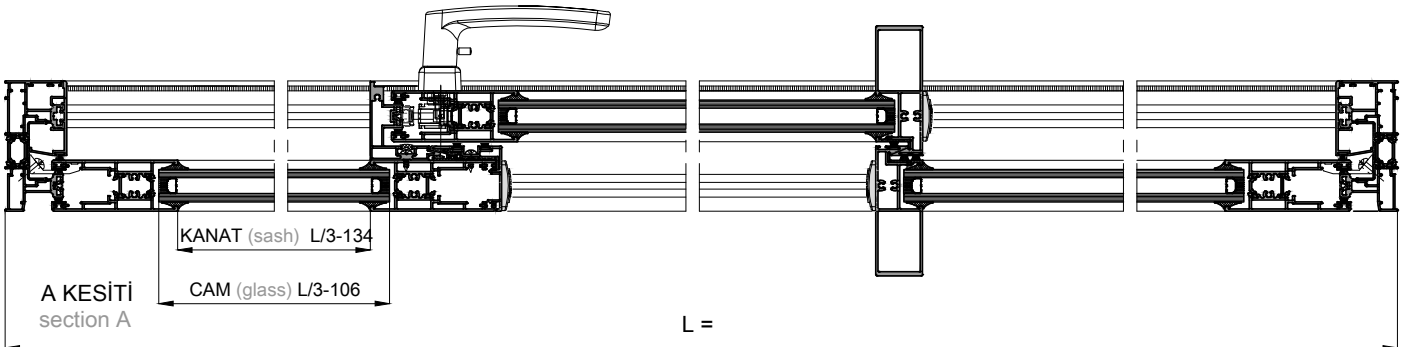
PRF KODU PRF. COD.	MİKTAR QUANTITY	PROFİL TANIMI PROFILE DESCRIPTION	KESİM ŞEKLİ SHAPE	KESİM ÖLÇÜSÜ SAWING LENGHT
P 1267	2ad	İKİ RAYLI KASA PROFİL Double Track Rail Profile		H
	2ad	İKİ RAYLI KASA PROFİL Double Track Rail Profile		L
P 1257	4ad	DÜŞEY KANAT PROFİLİ Vertical Sash Profile		H - 73
P 1259	2ad	TAKVİYELİ KENET PROFİLİ interlock profile with reinforcement		H - 73
P 1282	1ad	Kenet Kapak Profil Interlock Cap Profile		H - 73
P 1255 - P 1254	6ad	YATAY KANAT PROFİLİ Horizontal Sash Profile		L / 3 - 134
P 1274	2ad	KASA KAPATMA PROFİLİ Frame Closing Profile		H - 68
P 1326	1ad	ADAPTÖR PROFİLİ Adapter profile		H - 34,4
700 328	1ad	INOX RAY stainless steel rail		L-543,6
700 328	1ad	INOX RAY stainless steel rail		L-89

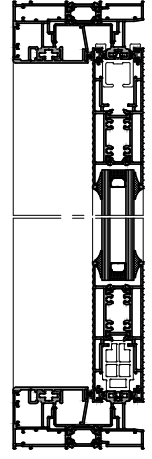
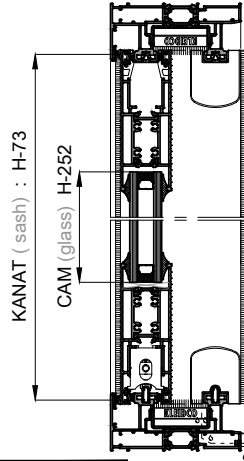
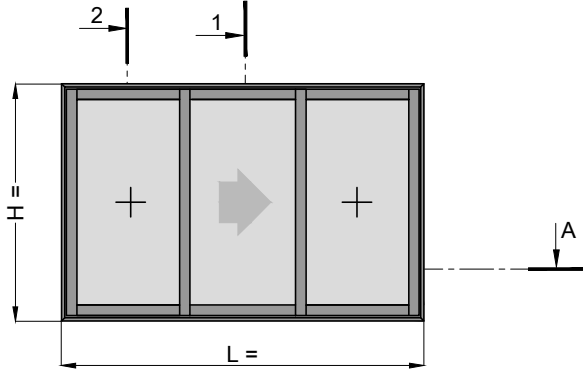
PVC PROFİL-PVC PROFILE

PVC KODU PVC COD.	MİKTAR QUANTITY	MALZEME TANIMI MATERIAL DESCRIPTION
600 416	2L 2H	KASA İÇİ U KANAL PROFİLİ pvc U channel for frame
600 420	2H	GENİŞ PVC KENET PROFİLİ pvc interlock for wide sash
600 418	H	GENİŞ PVC KENET PROFİLİ pvc interlock for wide sash

CAM SİPARİŞİ- GLASS ORDER

MİKTAR QUANTITY	FORMÜLASYON FORMULA
3 ADET kanat camı 3 piece sash glass	L/3-106 X H-252





CONTA LİSTESİ-GASKET LİST

CONTA KODU GASKET COD.	MİKTAR QUANTITY	MALZEME TANIMI MATERIAL DESCRIPTION
800 254	3H	KENET CONTASI interlock gasket
800 302	4L 12H	İÇ ve DİŞ CAM CONTASI interior and exterior glazing gasket
800 304	3L 3H	KANAL KAPATMA CONTASI channel closing gasket
800 310	6L 14H	FİRÇA FİTİL brush gasket
800 258	H	KANAL KAPATMA CONTASI channel closing gasket

AKSESUAR LİSTESİ-ACCESSORIES LİST

AKSESUAR ACCESSORIES	MİKTAR QUANTITY	MALZEME TANIMI MATERIAL DESCRIPTION
700 415	3tk	ALT ve ÜST KENET KAPAGI top and bottom cap plug for interlock
700 449	2ad	ALT ve ÜST SIZDIRMAZLIK tightness plug for single track rail
700 433	6ad	AYARLI RULMAN adjustable roller
700 459	12ad	KANAT SALLANTI ENGELLEME TAKOZU anti swing block for sash
700 413	8ad	KÖŞE BİRLEŞİM PVC TAKOZU corner assembly block for sash
700 414	4ad	KÖŞE BİRLEŞİM PVC TAKOZU corner assembly block for sash
700 419	2ad	TAKYİYELİ KENET PROFİLİALT ve ÜST KAPAGI pvc cap plug for reinforcement interlock
700 418	2ad	GENİŞ KENET EK PVC ADAPTÖRÜ additional pvc plug for wide interlock
700 454	4ad	KANAT SABİTLEME ALT TAKOZU bottom fixation block for fixed sash
700 455	4ad	KANAT SABİTLEME YAN TAKOZU side fixation block for fixed sash
700 456	2ad	KANAT SABİTLEME ÜST TAKOZU top fixation block for fixed sash
700 513	3ad	KANAT İÇİ GİZLİ STOPER hidden bumper for inside of the sash
700 473	2ad	STOPER bumper
700 356	4ad	KASA İÇİN ALUMİNYUM ONBAŞI aluminum corner angle for frame

1 KESİTİ
section 1

2 KESİTİ
section 2

700 495	4ad	KASA KÖŞE-Frame corner
700 496	4ad	KASA KÖŞE-Frame corner

PROFİL KESİM LİSTESİ - PROFILE CUT LİST

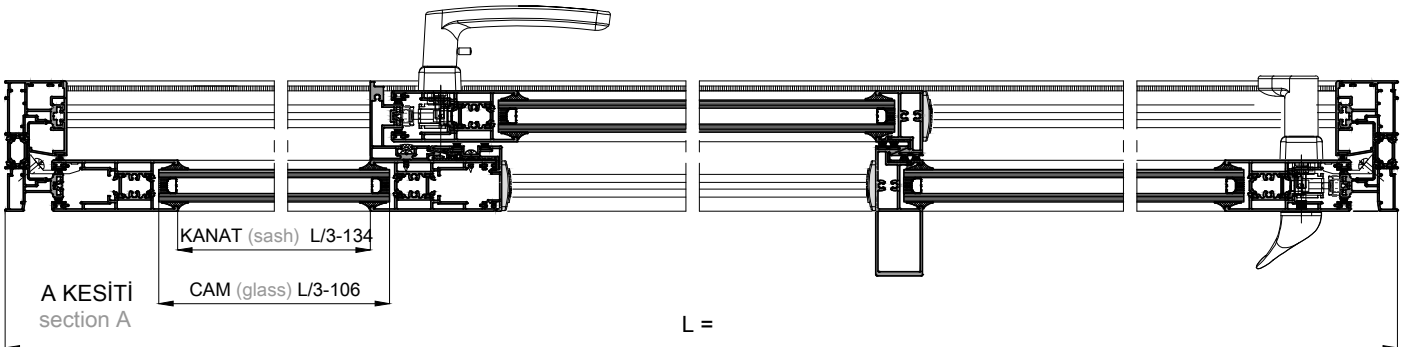
PRF KODU PRF. COD.	MİKTAR QUANTITY	PROFİL TANIMI PROFILE DESCRIPTION	KESİM ŞEKLİ SHAPE	KESİM ÖLÇÜSÜ SAWING LENGHT
P 1267	2ad	İKİ RAYLI KASA PROFİL Double Track Rail Profile		H
	2ad	İKİ RAYLI KASA PROFİL Double Track Rail Profile		L
P 1257	4ad	DÜŞEY KANAT PROFİLİ Vertical Sash Profile		H - 73
P 1259	2ad	TAKYİYELİ KENET PROFİLİ interlock profile with reinforcement		H - 73
P 1258	2ad	DÜŞEY KANAT PROFİLİ Vertical Sash Profile		H - 73
P 1282	1ad	Kenet Kapak Profili Interlock Cap Profile		H - 73
P 1255 - P 1254	6ad	YATAY KANAT PROFİLİ Horizontal Sash Profile		L / 3 - 134
P 1274	2ad	KASA KAPATMA PROFİLİ Frame Closing Profile		H - 68
P 1326	1ad	ADAPTÖR PROFİLİ Adapter profile		H - 34,4
700 328	1ad	INOX RAY stainless steel rail		L-543,6
700 328	1ad	INOX RAY stainless steel rail		L-89

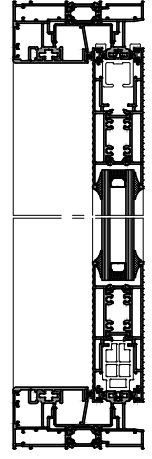
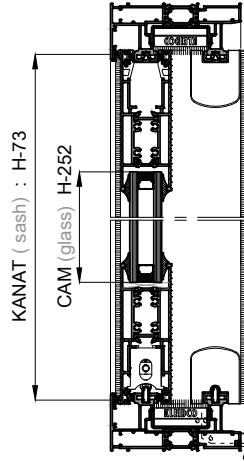
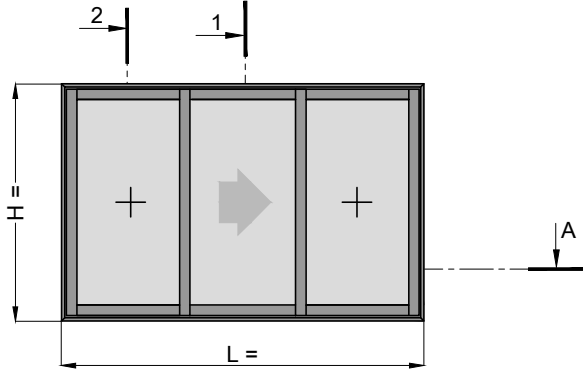
PVC PROFİL-PVC PROFILE

PVC KODU PVC COD.	MİKTAR QUANTITY	MALZEME TANIMI MATERIAL DESCRIPTION
600 416	2L 2H	KASA İÇİ U KANAL PROFİLİ pvc U channel for frame
600 420	2H	GENİŞ PVC KENET PROFİLİ pvc interlock for wide sash
600 418	H	GENİŞ PVC KENET PROFİLİ pvc interlock for wide sash

CAM SİPARİŞİ- GLASS ORDER

MİKTAR QUANTITY	FORMÜLASYON FORMULA
3 ADET kanat camı 3 piece sash glass	L/3-106 X H-252





CONTA LİSTESİ-GASKET LİST

CONTA KODU GASKET COD.	MİKTAR QUANTITY	MALZEME TANIMI MATERIAL DESCRIPTION
800 254	3H	KENET CONTASI interlock gasket
800 302	4L 12H	İÇ ve DIŞ CAM CONTASI interior and exterior glazing gasket
800 304	3L 3H	KANAL KAPATMA CONTASI channel closing gasket
800 310	6L 12H	FİRÇA FITİL brush gasket
800 258	H	KANAL KAPATMA CONTASI channel closing gasket

AKSESUAR LİSTESİ-ACCESSORIES LİST

AKSESUAR ACCESSORIES	MİKTAR QUANTITY	MALZEME TANIMI MATERIAL DESCRIPTION
700 415	3tk	ALT ve ÜST KENET KAPAGI top and bottom cap plug for interlock
700 448	2ad	ALT ve ÜST SIZDIRMAZLIK tightness plug for single track rail
700 433	6ad	AYARLI RULMAN adjustable roller
700 459	12ad	KANAT SALLANTI ENGELLEME TAKOZU anti swing block for sash
700 413	8ad	KÖŞE BİRLEŞİM PVC TAKOZU corner assembly block for sash
700 427	4ad	KÖŞE BİRLEŞİM PVC TAKOZU corner assembly block for sash
700 418	2ad	GENİŞ KENET EK PVC ADAPTÖRÜ additional pvc plug for wide interlock
700 454	4ad	KANAT SABİTLEME ALT TAKOZU bottom fixation block for fixed sash
700 455	4ad	KANAT SABİTLEME YAN TAKOZU side fixation block for fixed sash
700 456	2ad	KANAT SABİTLEME ÜST TAKOZU top fixation block for fixed sash
700 513	3ad	KANAT İÇİ GIZLI STOPER hidden bumper for inside of the sash
700 473	2ad	STOPER bumper
700 356	4ad	KASA İÇİN ALUMİNYUM ONBAŞI aluminum corner angle for frame

1 KESİTİ
section 1

2 KESİTİ
section 2

700 495	4ad	KASA KÖŞE-Frame corner
700 496	4ad	KASA KÖŞE-Frame corner

PROFİL KESİM LİSTESİ - PROFILE CUT LİST

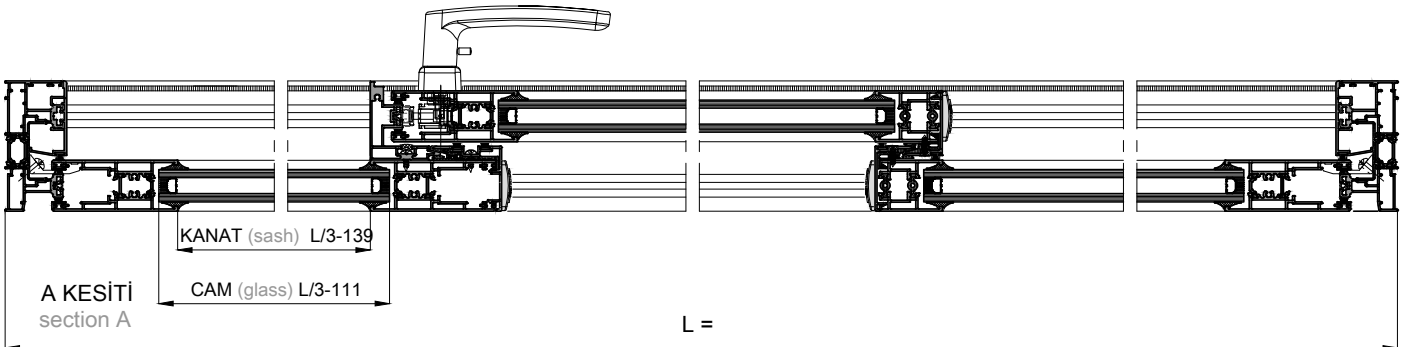
PRF KODU PRF. COD.	MİKTAR QUANTITY	PROFİL TANIMI PROFILE DESCRIPTION	KESİM ŞEKLİ SHAPE	KESİM ÖLÇÜSÜ SAWING LENGHT
P 1267	2ad	İKİ RAYLI KASA PROFİL Double Track Rail Profile		H
	2ad	İKİ RAYLI KASA PROFİL Double Track Rail Profile		L
P 1257	4ad	DÜŞEY KANAT PROFİLİ Vertical Sash Profile		H - 73
P 1260	2ad	DÜŞEY KANAT PROFİLİ Vertical Sash Profile		H - 73
P 1282	1ad	Kenet Kapak Profil Interlock Cap Profile		H - 73
P 1283	2ad	Kenet Kapak Profil Interlock Cap Profile		H - 73
P 1255 - P 1254	6ad	YATAY KANAT PROFİLİ Horizontal Sash Profile		L / 3 - 139
P 1274	2ad	KASA KAPATMA PROFİL Frame Closing Profile		H - 68
P 1326	1ad	ADAPTÖR PROFİLİ Adapter profile		H - 34,4
700 328	1ad	INOX RAY stainless steel rail		L-543,6

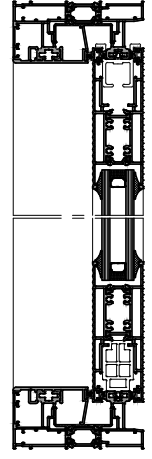
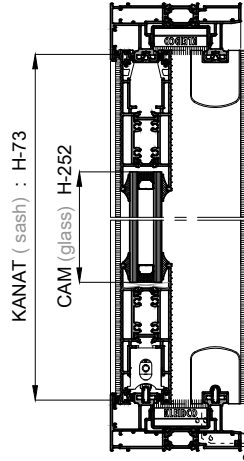
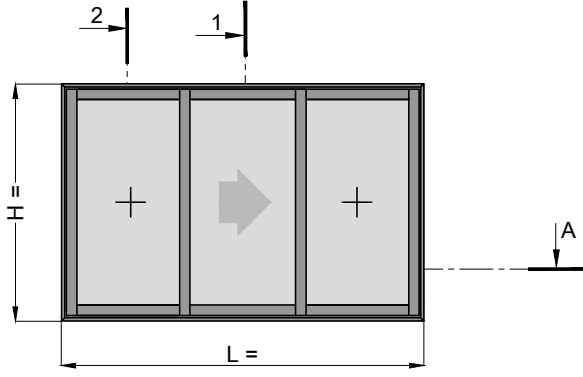
PVC PROFİL-PVC PROFILE

PVC KODU PVC COD.	MİKTAR QUANTITY	MALZEME TANIMI MATERIAL DESCRIPTION
600 416	2L 2H	KASA İÇİ U KANAL PROFİLİ pvc U channel for frame
600 419	2H	GENİŞ PVC KENET PROFİLİ pvc interlock for wide sash
600 418	H	GENİŞ PVC KENET PROFİLİ pvc interlock for wide sash

CAM SİPARİŞİ- GLASS ORDER

MİKTAR QUANTITY	FORMÜLASYON FORMULA
3 ADET kanat camı 3 piece sash glass	L/3-111 X H-252





CONTA LİSTESİ-GASKET LİST

CONTA KODU GASKET COD.	MİKTAR QUANTITY	MALZEME TANIMI MATERIAL DESCRIPTION
800 254	3H	KENET CONTASI interlock gasket
800 302	4L 12H	İÇ ve DİŞ CAM CONTASI interior and exterior glazing gasket
800 304	3L 3H	KANAL KAPATMA CONTASI channel closing gasket
800 310	6L 12H	FİRÇA FITİLİ brush gasket
800 258	H	KANAL KAPATMA CONTASI channel closing gasket

AKSESUAR LİSTESİ-ACCESSORIES LİST

AKSESUAR ACCESSORIES	MİKTAR QUANTITY	MALZEME TANIMI MATERIAL DESCRIPTION
700 415	3tk	ALT ve ÜST KENET KAPAGI top and bottom cap plug for interlock
700 448	2ad	ALT ve ÜST SIZDIRMAZLIK tightness plug for single track rail
700 433	6ad	AYARLI RULMAN adjustable roller
700 459	12ad	KANAT SALLANTI ENGELLEME TAKOZU anti swing block for sash
700 413	8ad	KÖŞE BİRLEŞİM PVC TAKOZU corner assembly block for sash
700 427	2ad	KÖŞE BİRLEŞİM PVC TAKOZU corner assembly block for sash
700 421	2ad	TAKVİYELİ KENET PROFİLİ ALT ve ÜST KAPAGI pvc cap plug for reinforcement interlock
700 418	2ad	GENİŞ KENET EK PVC ADAPTÖRÜ additional pvc plug for wide interlock
700 454	4ad	KANAT SABİTLEME ALT TAKOZU bottom fixation block for fixed sash
700 455	4ad	KANAT SABİTLEME YAN TAKOZU side fixation block for fixed sash
700 456	2ad	KANAT SABİTLEME ÜST TAKOZU top fixation block for fixed sash
700 513	3ad	KANAT İÇİ GİZLİ STOPER hidden bumper for inside of the sash
700 473	2ad	STOPER bumper
700 356	4ad	KASA İÇİN ALUMİNYUM ONBAŞI aluminum corner angle for frame

1 KESİTİ
section 1

2 KESİTİ
section 2

700 495	4ad	KASA KÖŞE-Frame corner
700 496	4ad	KASA KÖŞE-Frame corner

PROFİL KESİM LİSTESİ - PROFILE CUT LİST

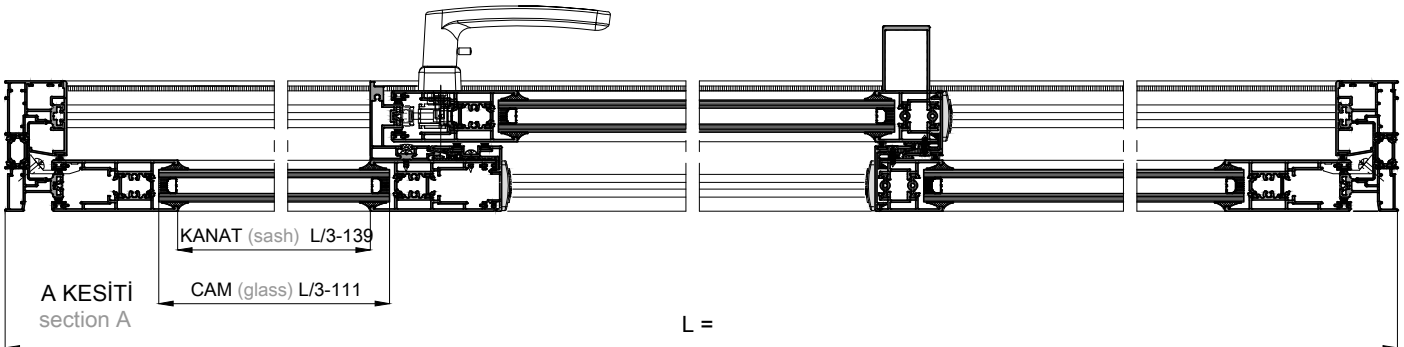
PRF KODU PRF. COD.	MİKTAR QUANTITY	PROFİL TANIMI PROFILE DESCRIPTION	KESİM ŞEKLİ SHAPE	KESİM ÖLÇÜSÜ SAWING LENGHT
P 1267	2ad	İKİ RAYLI KASA PROFİLİ Double Track Rail Profile		H
	2ad	İKİ RAYLI KASA PROFİLİ Double Track Rail Profile		L
P 1257	4ad	DÜŞEY KANAT PROFİLİ Vertical Sash Profile		H - 73
P 1260	1ad	DÜŞEY KANAT PROFİLİ Vertical Sash Profile		H - 73
P 1261	1ad	DÜŞEY KANAT PROFİLİ Vertical Sash Profile		H - 73
P 1282	1ad	Kenet Kapak Profili Interlock Cap Profile		H - 73
P 1283	2ad	Kenet Kapak Profili Interlock Cap Profile		H - 73
P 1255 - P 1254	6ad	YATAY KANAT PROFİLİ Horizontal Sash Profile		L / 3 - 139
P 1274	2ad	KASA KAPATMA PROFİLİ Frame Closing Profile		H - 68
P 1326	1ad	ADAPTÖR PROFİLİ Adapter profile		H - 34,4
700 328	1ad	INOX RAY stainless steel rail		L-543,6

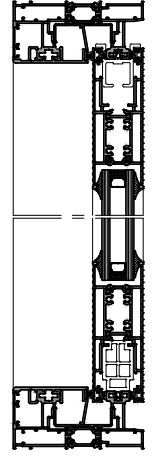
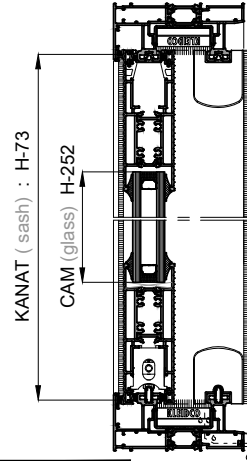
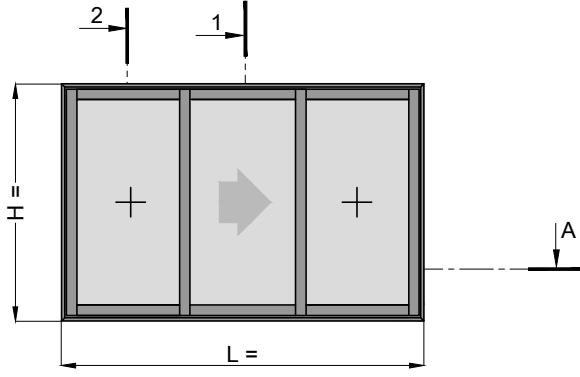
PVC PROFİL-PVC PROFILE

PVC KODU PVC COD.	MİKTAR QUANTITY	MALZEME TANIMI MATERIAL DESCRIPTION
600 416	2L 2H	KASA İÇİ U KANAL PROFİLİ pvc U channel for frame
600 419	2H	GENİŞ PVC KENET PROFİLİ pvc interlock for wide sash
600 418	H	GENİŞ PVC KENET PROFİLİ pvc interlock for wide sash

CAM SİPARİŞİ- GLASS ORDER

MİKTAR QUANTITY	FORMÜLASYON FORMULA
3 ADET kanat camı 3 piece sash glass	L/3-111 X H-252





CONTA LİSTESİ-GASKET LİST

CONTA KODU GASKET COD.	MİKTAR QUANTITY	MALZEME TANIMI MATERIAL DESCRIPTION
800 254	3H	KENET CONTASI interlock gasket
800 302	4L 12H	İÇ ve DİŞ CAM CONTASI interior and exterior glazing gasket
800 304	3L 3H	KANAL KAPATMA CONTASI channel closing gasket
800 310	6L 12H	FİRÇA FİTİL brush gasket
800 258	H	KANAL KAPATMA CONTASI channel closing gasket

AKSESUAR LİSTESİ-ACCESSORIES LİST

AKSESUAR ACCESSORIES	MİKTAR QUANTITY	MALZEME TANIMI MATERIAL DESCRIPTION
700 415	3tk	ALT ve ÜST KENET KAPAGI top and bottom cap plug for interlock
700 448	2ad	ALT ve ÜST SIZDIRMAZLIK tightness plug for single track rail
700 433	6ad	AYARLI RULMAN adjustable roller
700 459	12ad	KANAT SALLANTI ENGELLEME TAKOZU anti swing block for sash
700 413	8ad	KÖŞE BİRLEŞİM PVC TAKOZU corner assembly block for sash
700 427	2tk	KÖŞE BİRLEŞİM PVC TAKOZU corner assembly block for sash
700 421	2ad	TAKVİYELİ KENET PROFİLİALT ve ÜST KAPAGI pvc cap plug for reinforcement interlock
700 419	2ad	TAKVİYELİ KENET PROFİLİALT ve ÜST KAPAGI pvc cap plug for reinforcement interlock
700 418	2ad	GENİŞ KENET EK PVC ADAPTÖRÜ additional pvc plug for wide interlock
700 454	4ad	KANAT SABİTLEME ALT TAKOZU bottom fixation block for fixed sash
700 455	4ad	KANAT SABİTLEME YAN TAKOZU side fixation block for fixed sash
700 456	2ad	KANAT SABİTLEME ÜST TAKOZU top fixation block for fixed sash
700 513	3ad	KANAT İÇİ GİZLİ STOPER hidden bumper for inside of the sash
700 473	2ad	STOPER bumper
700 356	4ad	KASA İÇİN ALUMİNYUM ONBAŞI aluminum corner angle for frame

1 KESİTİ
section 1

2 KESİTİ
section 2

700 495	4ad	KASA KÖŞE-Frame corner
700 496	4ad	KASA KÖŞE-Frame corner

PROFİL KESİM LİSTESİ - PROFILE CUT LIST

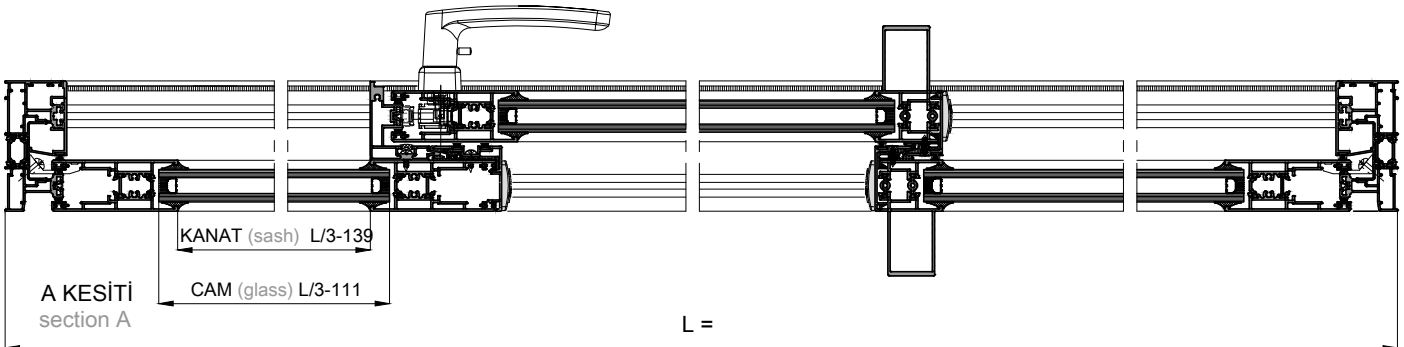
PRF KODU PRF. COD.	MİKTAR QUANTITY	PROFİL TANIMI PROFILE DESCRIPTION	KESİM ŞEKLİ SHAPE	KESİM ÖLÇÜSÜ SAWING LENGHT
P 1267	2ad	İKİ RAYLI KASA PROFİL Double Track Rail Profile		H
	2ad	İKİ RAYLI KASA PROFİL Double Track Rail Profile		L
P 1257	4ad	DÜŞEY KANAT PROFİLİ Vertical Sash Profile		H - 73
P 1261	2ad	DÜŞEY KANAT PROFİLİ Vertical Sash Profile		H - 73
P 1282	1ad	Kenet Kapak Profil Interlock Cap Profile		H - 73
P 1283	2ad	Kenet Kapak Profil Interlock Cap Profile		H - 73
P 1255 - P 1254	6ad	YATAY KANAT PROFİLİ Horizontal Sash Profile		L / 3 - 139
P 1274	2ad	KASA KAPATMA PROFİL Frame Closing Profile		H - 68
P 1326	1ad	ADAPTÖR PROFİLİ Adapter profile		H - 34,4
700 328	1ad	INOX RAY stainless steel rail		L-543,6

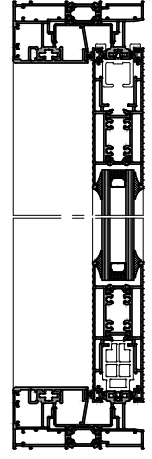
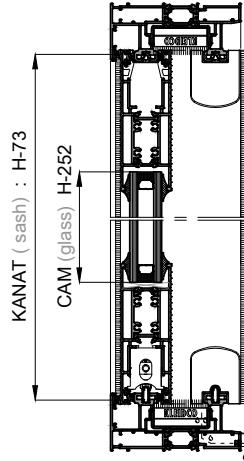
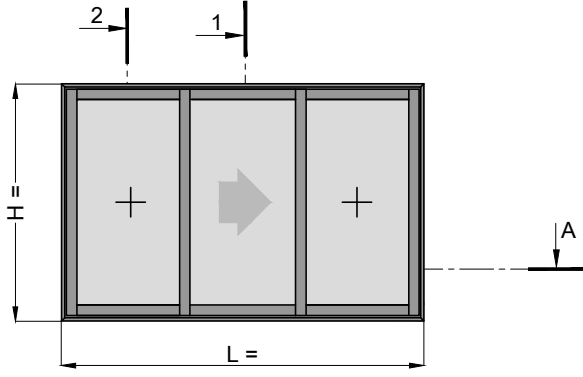
PVC PROFİL-PVC PROFILE

PVC KODU PVC COD.	MİKTAR QUANTITY	MALZEME TANIMI MATERIAL DESCRIPTION
600 416	2L 2H	KASA İÇİ U KANAL PROFİLİ pvc U channel for frame
600 419	2H	GENİŞ PVC KENET PROFİLİ pvc interlock for wide sash
600 418	H	GENİŞ PVC KENET PROFİLİ pvc interlock for wide sash

CAM SİPARİŞİ- GLASS ORDER

MİKTAR QUANTITY	FORMÜLASYON FORMULA
3 ADET kanat camı 3 piece sash glass	L/3-111 X H-252





CONTA LİSTESİ-GASKET LİST

CONTA KODU GASKET COD.	MİKTAR QUANTITY	MALZEME TANIMI MATERIAL DESCRIPTION
800 254	3H	KENET CONTASI interlock gasket
800 302	4L 12H	İÇ ve DİŞ CAM CONTASI interior and exterior glazing gasket
800 304	3L 3H	KANAL KAPATMA CONTASI channel closing gasket
800 310	6L 12H	FİRÇA FITİL brush gasket
800 258	H	KANAL KAPATMA CONTASI channel closing gasket

AKSESUAR LİSTESİ-ACCESSORIES LİST

AKSESUAR ACCESSORIES	MİKTAR QUANTITY	MALZEME TANIMI MATERIAL DESCRIPTION
700 415	3tk	ALT ve ÜST KENET KAPAGI top and bottom cap plug for interlock
700 448	2ad	ALT ve ÜST SIZDIRMAZLIK tightness plug for single track rail
700 433	6ad	AYARLI RULMAN adjustable roller
700 459	12ad	KANAT SALLANTI ENGELLEME TAKOZU anti swing block for sash
700 413	8ad	KÖŞE BİRLEŞİM PVC TAKOZU corner assembly block for sash
700 427	4ad	KÖŞE BİRLEŞİM PVC TAKOZU corner assembly block for sash
700 419	2ad	TAKVİYELİ KENET PROFİLİ ALT ve ÜST KAPAGI pvc cap plug for reinforcement interlock
700 418	2ad	GENİŞ KENET EK PVC ADAPTÖRÜ additional pvc plug for wide interlock
700 454	4ad	KANAT SABİTLEME ALT TAKOZU bottom fixation block for fixed sash
700 455	4ad	KANAT SABİTLEME YAN TAKOZU side fixation block for fixed sash
700 456	2ad	KANAT SABİTLEME ÜST TAKOZU top fixation block for fixed sash
700 513	3ad	KANAT İÇİ GİZLİ STOPER hidden bumper for inside of the sash
700 473	2ad	STOPER bumper
700 356	4ad	KASA İÇİN ALUMİNYUM ONBAŞI aluminum corner angle for frame

1 KESİTİ
section 1

2 KESİTİ
section 2

700 495	4ad	KASA KÖŞE-Frame corner
700 496	4ad	KASA KÖŞE-Frame corner

PROFİL KESİM LİSTESİ - PROFILE CUT LİST

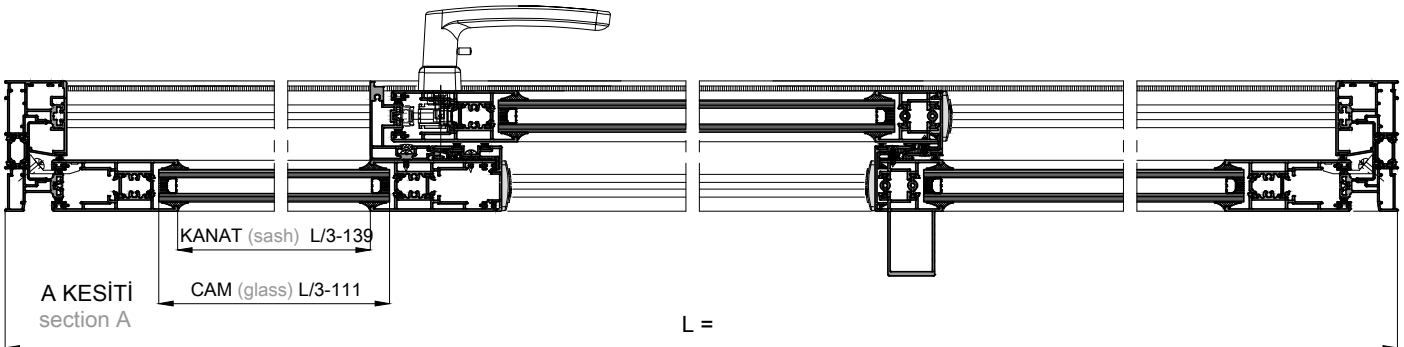
PRF KODU PRF. COD.	MİKTAR QUANTITY	PROFİL TANIMI PROFILE DESCRIPTION	KESİM ŞEKLİ SHAPE	KESİM ÖLÇÜSÜ SAWING LENGHT
P 1267	2ad	İKİ RAYLI KASA PROFİL Double Track Rail Profile		H
	2ad	İKİ RAYLI KASA PROFİL Double Track Rail Profile		L
P 1257	4ad	DÜŞEY KANAT PROFİLİ Vertical Sash Profile		H - 73
P 1261	1ad	DÜŞEY KANAT PROFİLİ Vertical Sash Profile		H - 73
P 1260	1ad	DÜŞEY KANAT PROFİLİ Vertical Sash Profile		H - 73
P 1282	1ad	Kenet Kapak ProfİL Interlock Cap Profile		H - 73
P 1283	2ad	Kenet Kapak ProfİL Interlock Cap Profile		H - 73
P 1255 - P 1254	6ad	YATAY KANAT PROFİLİ Horizontal Sash Profile		L / 3 - 139
P 1274	2ad	KASA KAPATMA PROFİL Frame Closing Profile		H - 68
P 1326	1ad	ADAPTÖR PROFİLİ Adapter profile		H - 34,4
700 328	1ad	INOX RAY stainless steel rail		L-543,6
700 328	1ad	INOX RAY stainless steel rail		L-89

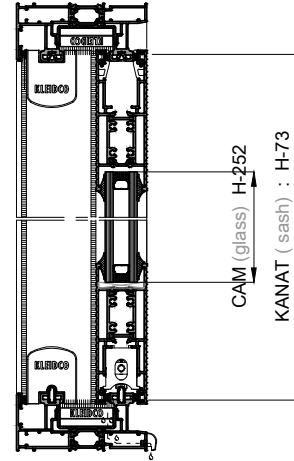
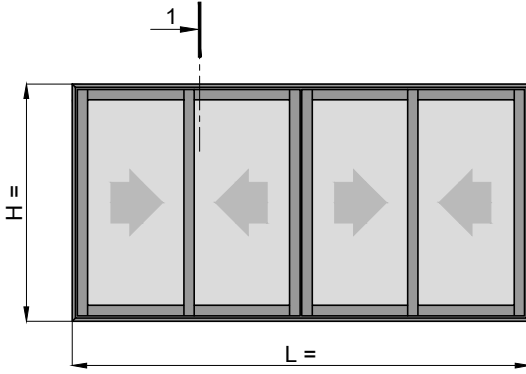
PVC PROFİL-PVC PROFILE

PVC KODU PVC COD.	MİKTAR QUANTITY	MALZEME TANIMI MATERIAL DESCRIPTION
600 416	2L 2H	KASA İÇİ U KANAL PROFİLİ pvc U channel for frame
600 419	2H	GENİŞ PVC KENET PROFİLİ pvc interlock for wide sash
600 418	H	GENİŞ PVC KENET PROFİLİ pvc interlock for wide sash

CAM SİPARİŞİ- GLASS ORDER

MİKTAR QUANTITY	FORMÜLASYON FORMULA
3 ADET kanat camı 3 piece sash glass	L/3-111 X H-252





CONTA LİSTESİ-GASKET LİST

CONTA KODU GASKET COD.	MİKTAR QUANTITY	MALZEME TANIMI MATERIAL DESCRIPTION
800 254	4H	KENET CONTASI interlock gasket
800 302	4L 16H	İÇ ve DİŞ CAM CONTASI interior and exterior glazing gasket
800 304	2L 3H	KANAL KAPATMA CONTASI channel closing gasket
800 310	6L 14H	FİRÇA FİTİL brush gasket
800 431	4H	BİNİ CONTASI overlap gasket

AKSESUAR LİSTESİ-ACCESSORIES LİST

AKSESUAR ACCESSORIES	MİKTAR QUANTITY	MALZEME TANIMI MATERIAL DESCRIPTION
700 415	4tk	ALT ve ÜST KENET KAPAGI top and bottom cap plug for interlock
700 447	4ad	ALT ve ÜST SIZDIRMAZLIK tightness plug for single track rail
700 433	8ad	AYARLI RULMAN adjustable roller
700 459	16ad	KANAT SALLANTI ENGELLEME TAKOZU anti swing block for sash
700 413	16ad	KÖŞE BİRLEŞİM PVC TAKOZU corner assembly block for sash
700 418	8ad	GENİŞ KENET EK PVC ADAPTÖRÜ additional pvc plug for wide interlock
700 513	2ad	KANAT İÇİ GİZLİ STOPER hidden bumper for inside of the sash
700 473	2ad	STOPER bumper
700 356	4ad	KASA İÇİN ALUMİNYUM ONBAŞI aluminum corner angle for frame

1 KESİTİ
section 1

700 495	4ad	KASA KÖŞE-Frame corner
700 496	4ad	KASA KÖŞE-Frame corner

PROFİL KESİM LİSTESİ - PROFILE CUT LİST

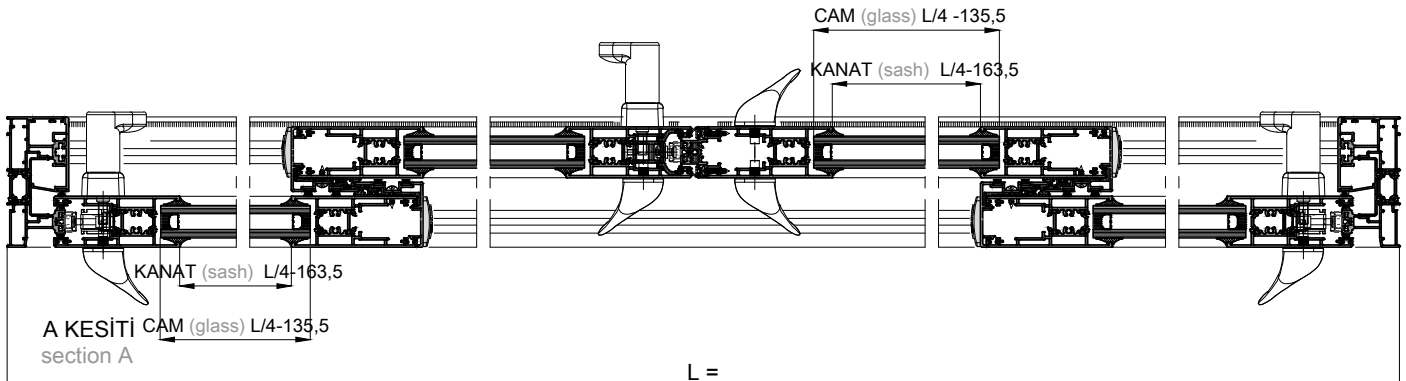
PRF KODU PRF. COD.	MİKTAR QUANTITY	PROFİL TANIMI PROFILE DESCRIPTION	KESİM ŞEKLİ SHAPE	KESİM ÖLÇÜSÜ SAWING LENGHT
P 1267	2ad	İKİ RAYLI KASA PROFİL Double Track Rail Profile		H
	2ad	İKİ RAYLI KASA PROFİL Double Track Rail Profile		L
P 1257	8ad	DÜŞEY KANAT PROFİLİ Vertical Sash Profile		H - 73
P 1255 - P 1254	8ad	YATAY KANAT PROFİLİ Horizontal Sash Profile		L / 4 - 163,5
P 1282	4ad	Kenet Kapak Profil Interlock Cap Profile		H - 73
P 1274	2ad	KASA KAPATMA PROFİL Frame Closing Profile		H - 68
P 3008	1ad	Çift Kanat Adaptör Profili Double Sash Adapter Profile		H - 70
700 328	2ad	INOX RAY stainless steel rail		L-89

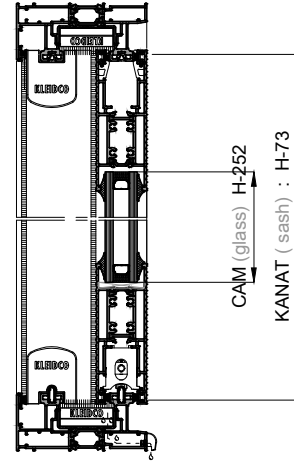
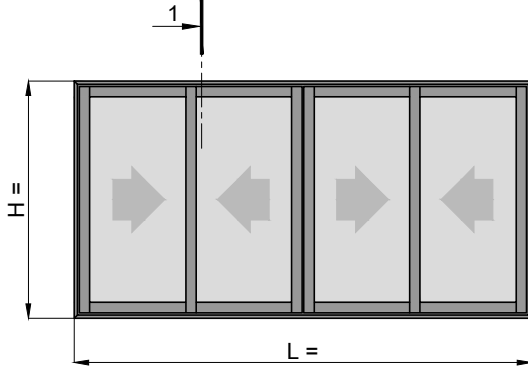
PVC PROFİL-PVC PROFILE

PVC KODU PVC COD.	MİKTAR QUANTITY	MALZEME TANIMI MATERIAL DESCRIPTION
600 416	2L 2H	KASA İÇİ U KANAL PROFİLİ pvc U channel for frame
600 418	4H	GENİŞ KENET PROFİLİ pvc interlock for wide sash

CAM SİPARİŞİ- GLASS ORDER

MİKTAR QUANTITY	FORMÜLASYON FORMULA
2 ADET kanat camı 2 piece sash glass	L/4-135,5X H-252





1 KESİTİ
section 1

CONTA LİSTESİ-GASKET LİST

CONTA KODU GASKET COD.	MİKTAR QUANTITY	MALZEME TANIMI MATERIAL DESCRIPTION
800 254	4H	KENET CONTASI interlock gasket
800 302	4L 16H	İÇ ve DİŞ CAM CONTASI interior and exterior glazing gasket
800 304	2L 3H	KANAL KAPATMA CONTASI channel closing gasket
800 310	6L 14H	FİRÇA FİTİL brush gasket
800 431	4H	BİNİ CONTASI overlap gasket

AKSESUAR LİSTESİ-ACCESSORIES LİST

AKSESUAR ACCESSORIES	MİKTAR QUANTITY	MALZEME TANIMI MATERIAL DESCRIPTION
700 415	4tk	ALT ve ÜST KENET KAPAGI top and bottom cap plug for interlock
700 448	4ad	ALT ve ÜST SIZDIRMAZLIK tightness plug for single track rail
700 433	8ad	AYARLI RULMAN adjustable roller
700 459	16ad	KANAT SALLANTI ENGELLEME TAKOZU anti swing block for sash
700 413	8ad	KÖŞE BİRLEŞİM PVC TAKOZU corner assembly block for sash
700 427	8ad	KÖŞE BİRLEŞİM PVC TAKOZU corner assembly block for sash
700 422	2ad	ADAPTÖR TAPASI pvc cap plug for double sash adapter profile
700 513	2ad	KANAT İÇİ GİZLİ STOPER hidden bumper for inside of the sash
700 473	2ad	STOPER bumper
700 356	4ad	KASA İÇİN ALUMİNYUM ONBAŞI aluminum corner angle for frame

700 495	4ad	KASA KÖŞE-Frame corner
700 496	4ad	KASA KÖŞE-Frame corner

PROFİL KESİM LİSTESİ - PROFILE CUT LİST

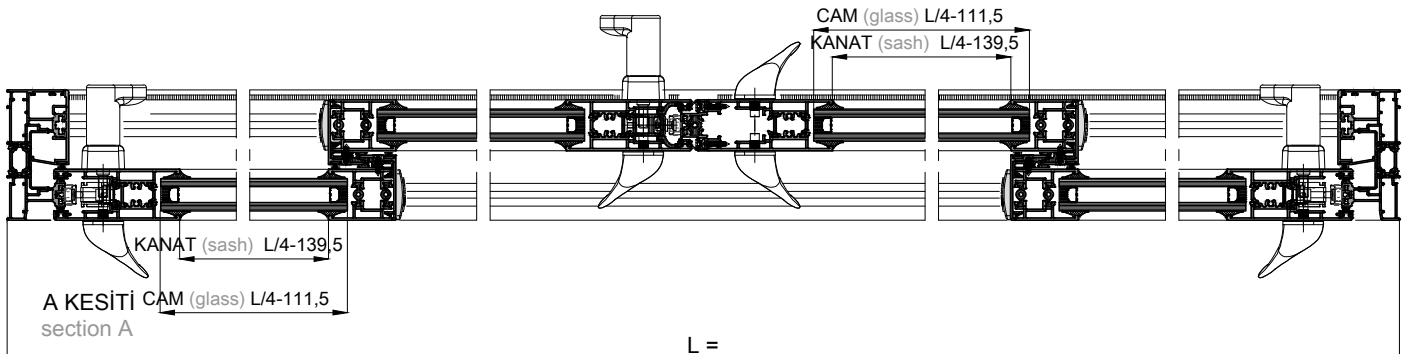
PRF KODU PRF. COD.	MİKTAR QUANTITY	PROFİL TANIMI PROFILE DESCRIPTION	KESİM ŞEKLİ SHAPE	KESİM ÖLÇÜSÜ SAWING LENGHT
P 1267	2ad	İKİ RAYLI KASA PROFİL Double Track Rail Profile		H
	2ad	İKİ RAYLI KASA PROFİL Double Track Rail Profile		L
P 1257	4ad	DÜŞEY KANAT PROFİLİ Vertical Sash Profile		H - 73
P 1260	4ad	DÜŞEY KANAT PROFİLİ Vertical Sash Profile		H - 73
P 1255 - P 1254	8ad	YATAY KANAT PROFİLİ Horizontal Sash Profile		L / 4 - 139,5
P 1283	4ad	Kenet Kapak Profil Interlock Cap Profile		H - 73
P 3008	1ad	Çift Kanat Adaptör Profili Double Sash Adapter Profile		H - 70
P 1274	2ad	KASA KAPATMA PROFİLİ Frame Closing Profile		H - 68
700 328	2ad	INOX RAY stainless steel rail		L-89

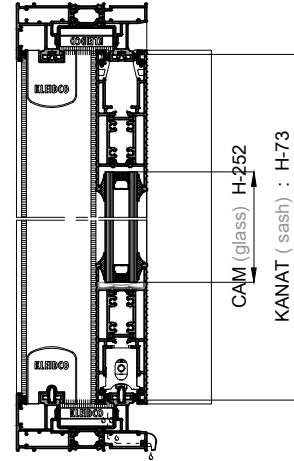
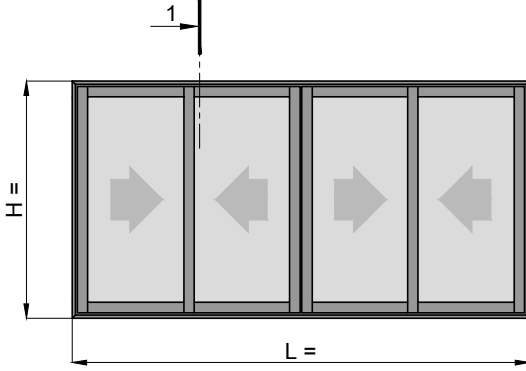
PVC PROFİL-PVC PROFILE

PVC KODU PVC COD.	MİKTAR QUANTITY	MALZEME TANIMI MATERIAL DESCRIPTION
600 416	2L 2H	KASA İÇİ U KANAL PROFİLİ pvc U channel for frame
600 419	4H	GENİŞ PVC KENET PROFİLİ pvc interlock for wide sash

CAM SİPARİŞİ- GLASS ORDER

MİKTAR QUANTITY	FORMÜLASYON FORMULA
4 ADET kanat camı 4 piece sash glass	L/4-111,5 X H-252





1 KESİTİ
section 1

CONTA LİSTESİ-GASKET LİST

CONTA KODU GASKET COD.	MİKTAR QUANTITY	MALZEME TANIMI MATERIAL DESCRIPTION
800 254	4H	KENET CONTASI interlock gasket
800 302	4L 16H	İÇ ve DİŞ CAM CONTASI interior and exterior glazing gasket
800 304	2L 3H	KANAL KAPATMA CONTASI channel closing gasket
800 310	6L 14H	FİRÇA FİTİL brush gasket
800 431	4H	BİNİ CONTASI overlap gasket

AKSESUAR LİSTESİ-ACCESSORIES LİST

AKSESUAR ACCESSORIES	MİKTAR QUANTITY	MALZEME TANIMI MATERIAL DESCRIPTION
700 415	4tk	ALT ve ÜST KENET KAPAGI top and bottom cap plug for interlock
700 448	4ad	ALT ve ÜST SIZDIRMAZLIK tightness plug for single track rail
700 433	8ad	AYARLI RULMAN adjustable roller
700 459	16ad	KANAT SALLANTI ENGELLEME TAKOZU anti swing block for sash
700 413	8ad	KÖŞE BİRLEŞİM PVC TAKOZU corner assembly block for sash
700 427	8ad	KÖŞE BİRLEŞİM PVC TAKOZU corner assembly block for sash
700 419	4ad	TAKVİYELİ KENET PROFİLİALT ve ÜST KAPAGI pvc cap plug for reinforcement interlock
700 513	2ad	KANAT İÇİ GİZLİ STOPER hidden bumper for inside of the sash
700 473	2ad	STOPER bumper
700 356	4ad	KASA İÇİN ALUMİNYUM ONBAŞI aluminum corner angle for frame

700 495	4ad	KASA KÖŞE-Frame corner
700 496	4ad	KASA KÖŞE-Frame corner

PROFİL KESİM LİSTESİ - PROFILE CUT LİST

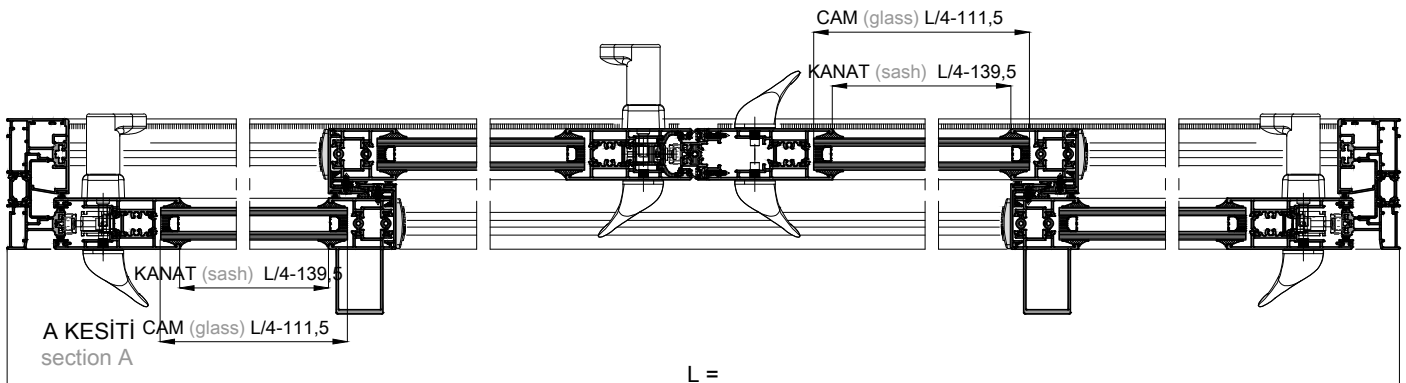
PRF KODU PRF. COD.	MİKTAR QUANTITY	PROFİL TANIMI PROFILE DESCRIPTION	KESİM ŞEKLİ SHAPE	KESİM ÖLÇÜSÜ SAWING LENGHT
P 1267	2ad	İKİ RAYLI KASA PROFİL Double Track Rail Profile		H
	2ad	İKİ RAYLI KASA PROFİL Double Track Rail Profile		L
P 1257	4ad	DÜŞEY KANAT PROFİLİ Vertical Sash Profile		H - 73
P 1260	2ad	DÜŞEY KANAT PROFİLİ Vertical Sash Profile		H - 73
P 1261	2ad	DÜŞEY KANAT PROFİLİ Vertical Sash Profile		H - 73
P 1255 - P 1254	8ad	YATAY KANAT PROFİLİ Horizontal Sash Profile		L / 4 - 139,5
P 1283	4ad	Kenet Kapak Profil Interlock Cap Profile		H - 73
P 3008	1ad	Çift Kanat Adaptör Profili Double Sash Adepter Profile		H - 70
P 1274	2ad	KASA KAPATMA PROFİL Frame Closing Profile		H - 68
700 328	2ad	INOX RAY stainless steel rail		L-89

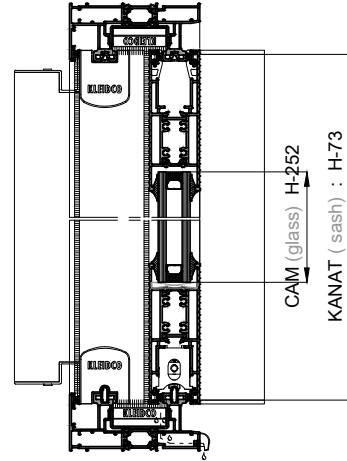
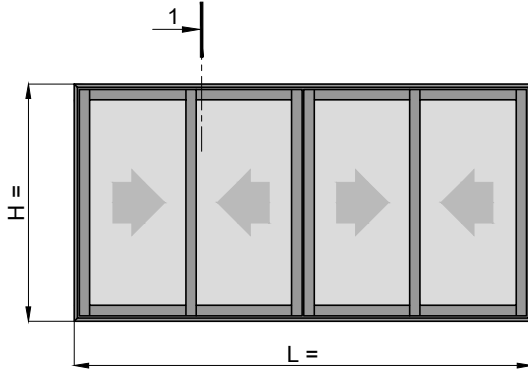
PVC PROFİL-PVC PROFILE

PVC KODU PVC COD.	MİKTAR QUANTITY	MALZEME TANIMI MATERIAL DESCRIPTION
600 416	2L 2H	KASA İÇİ U KANAL PROFİLİ pvc U channel for frame
600 419	4H	GENİŞ PVC KENET PROFİLİ pvc interlock for wide sash

CAM SİPARİŞİ- GLASS ORDER

MİKTAR QUANTITY	FORMÜLASYON FORMULA
4 ADET kanat camı 4 piece sash glass	L/4-111,5 X H-252





1 KESİTİ
section 1

CONTA LİSTESİ-GASKET LİST

CONTA KODU GASKET COD.	MİKTAR QUANTITY	MALZEME TANIMI MATERIAL DESCRIPTION
800 254	4H	KENET CONTASI interlock gasket
800 302	4L 16H	İÇ ve DİŞ CAM CONTASI interior and exterior glazing gasket
800 304	2L 3H	KANAL KAPATMA CONTASI channel closing gasket
800 310	6L 14H	FİRÇA FİTİL brush gasket
800 431	4H	BİNİ CONTASI overlap gasket

AKSESUAR LİSTESİ-ACCESSORIES LİST

AKSESUAR ACCESSORIES	MİKTAR QUANTITY	MALZEME TANIMI MATERIAL DESCRIPTION
700 415	4tk	ALT ve ÜST KENET KAPAGI top and bottom cap plug for interlock
700 448	4ad	ALT ve ÜST SIZDIRMAZLIK tightness plug for single track rail
700 433	8ad	AYARLI RULMAN adjustable roller
700 459	16ad	KANAT SALLANTI ENGELLEME TAKOZU anti swing block for sash
700 413	8ad	KÖŞE BİRLEŞİM PVC TAKOZU corner assembly block for sash
700 427	8ad	KÖŞE BİRLEŞİM PVC TAKOZU corner assembly block for sash
700 422	2ad	ADAPTÖR TAPASI pvc cap plug for double sash adapter profile
700 419	4ad	TAKVİYELİ KENET PROFİLİ ve ÜST KAPAGI pvc cap plug for reinforcement interlock
700 421	2ad	TAKVİYELİ KENET PROFİLİ ve ÜST KAPAGI pvc cap plug for reinforcement interlock
700 513	2ad	KANAT İÇİ GİZLİ STOPER hidden bumper for inside of the sash
700 473	2ad	STOPER bumper
700 356	4ad	KASA İÇİN ALUMİNYUM ONBAŞI aluminum corner angle for frame

700 495	4ad	KASA KÖŞE-Frame corner
700 496	4ad	KASA KÖŞE-Frame corner

PROFİL KESİM LİSTESİ - PROFILE CUT LİST

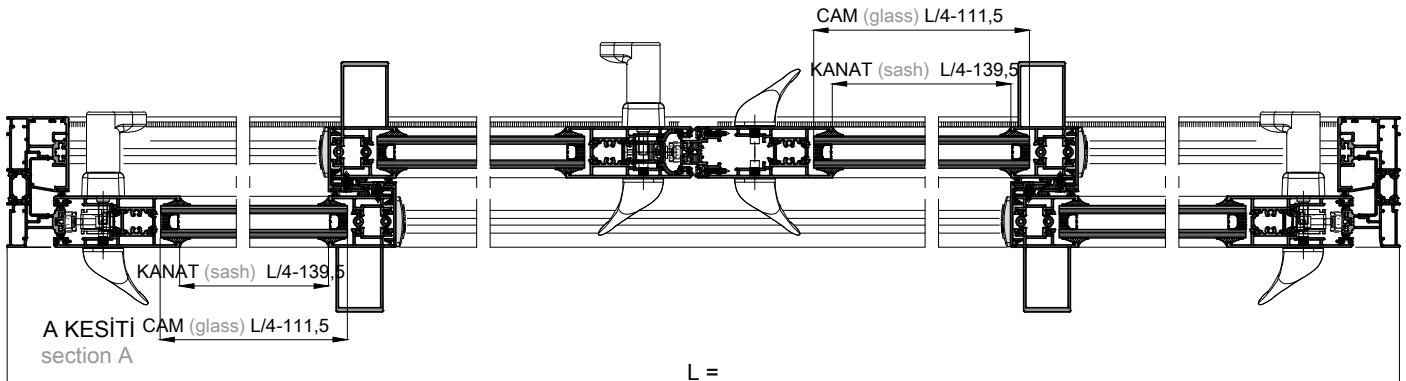
PRF KODU PRF. COD.	MİKTAR QUANTITY	PROFİL TANIMI PROFILE DESCRIPTION	KESİM ŞEKLİ SHAPE	KESİM ÖLÇÜSÜ SAWING LENGHT
P 1267	2ad	İKİ RAYLI KASA PROFİLİ Double Track Rail Profile		H
	2ad	İKİ RAYLI KASA PROFİLİ Double Track Rail Profile		L
P 1257	4ad	DÜŞEY KANAT PROFİLİ Vertical Sash Profile		H - 73
P 1261	4ad	DÜŞEY KANAT PROFİLİ Vertical Sash Profile		H - 73
P 1255 - P 1254	8ad	YATAY KANAT PROFİLİ Horizontal Sash Profile		L / 4 - 139,5
P 1283	4ad	Kenet Kapak Profili Interlock Cap Profile		H - 73
P 3008	1ad	Çift Kanat Adaptör Profili Double Sash Adapter Profile		H - 70
P 1274	2ad	KASA KAPATMA PROFİLİ Frame Closing Profile		H - 68
700 328	2ad	INOX RAY stainless steel rail		L-89

PVC PROFİL-PVC PROFILE

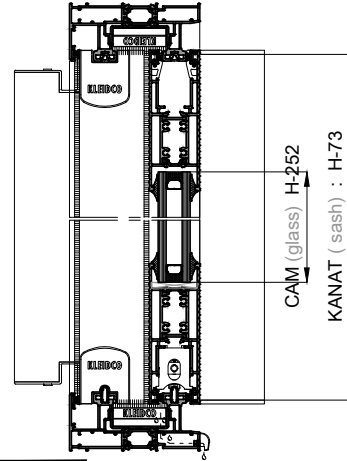
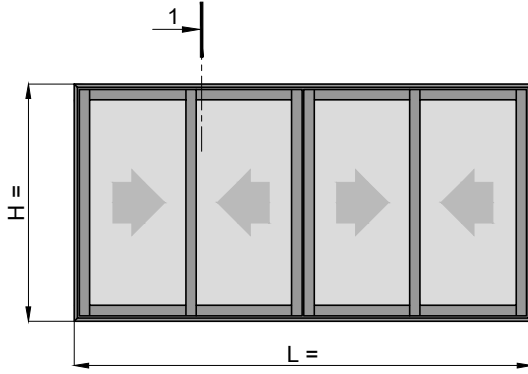
PVC KODU PVC COD.	MİKTAR QUANTITY	MALZEME TANIMI MATERIAL DESCRIPTION
600 416	2L 2H	KASA İÇİ U KANAL PROFİLİ pvc U channel for frame
600 419	4H	GENİŞ PVC KENET PROFİLİ pvc interlock for wide sash

CAM SİPARİŞİ- GLASS ORDER

MİKTAR QUANTITY	FORMÜLASYON FORMULA
4 ADET kanat camı 4 piece sash glass	L/4-111,5 X H-252



L =



CONTA LİSTESİ-GASKET LİST

CONTA KODU GASKET COD.	MİKTAR QUANTITY	MALZEME TANIMI MATERIAL DESCRIPTION
800 254	4H	KENET CONTASI interlock gasket
800 302	4L 16H	İÇ ve DİŞ CAM CONTASI interior and exterior glazing gasket
800 304	2L 2H	KANAL KAPATMA CONTASI channel closing gasket
800 310	6L 10H	FİRÇA FITİL brush gasket
800 258	2H	KANAL KAPATMA CONTASI channel closing gasket
800 308	H	ÇİFT KANAT BİRLEŞİM CONTASI double sash meeting gasket
800 305	H	ÇİFT KANAT BİRLEŞİM CONTASI double sash meeting gasket
800 306	H	ÇİFT KANAT BİRLEŞİM CONTASI double sash meeting gasket
800 307	H	ÇİFT KANAT BİRLEŞİM CONTASI double sash meeting gasket

AKSESUAR LİSTESİ-ACCESSORIES LİST

AKSESUAR ACCESSORIES	MİKTAR QUANTITY	MALZEME TANIMI MATERIAL DESCRIPTION
700 415	4tk	ALT ve ÜST KENET KAPAGI top and bottom cap plug for interlock
700 448	4ad	ALT ve ÜST SIZDIRMAZLIK tightness plug for single track rail
700 433	8ad	AYARLI RULMAN adjustable roller
700 459	16ad	KANAT SALLANTI ENGELLEME TAKOZU anti swing block for sash
700 413	4ad	KÖŞE BİRLEŞİM PVC TAKOZU corner assembly block for sash
700 427	8ad	KÖŞE BİRLEŞİM PVC TAKOZU corner assembly block for sash
700 458	2ad	DİŞ-SOL KANAT ALT ÜST KAPAK SETİ top&bottom cap plug for outside-left sash
700 457	2ad	DİŞ-SAG KANAT ALT ÜST KAPAK SETİ top&bottom cap plug for outside-right sash
700 419	4ad	TAKYİYELİ KENET PROFİLİALT ve ÜST KAPAGI pvc cap plug for reinforcement interlock
700 421	4ad	TAKYİYELİ KENET PROFİLİALT ve ÜST KAPAGI pvc cap plug for reinforcement interlock
700 428	4ad	TAKYİYELİ KENET PROFİLİALT ve ÜST KAPAGI pvc cap plug for reinforcement interlock
700 513	2ad	KANAT İÇİ GİZLİ STOPER hidden bumper for inside of the sash
700 473	2ad	STOPER bumper
700 356	4ad	KASA İÇİN ALUMİNYUM ONBAŞI aluminum corner angle for frame

1 KESİTİ
section 1

700 495	4ad	KASA KÖŞE-Frame corner
700 496	4ad	KASA KÖŞE-Frame corner

700 430	4ad	KÖŞE BİRLEŞİM PVC TAKOZU corner assembly block for sash
---------	-----	--

PROFİL KESİM LİSTESİ - PROFILE CUT LİST

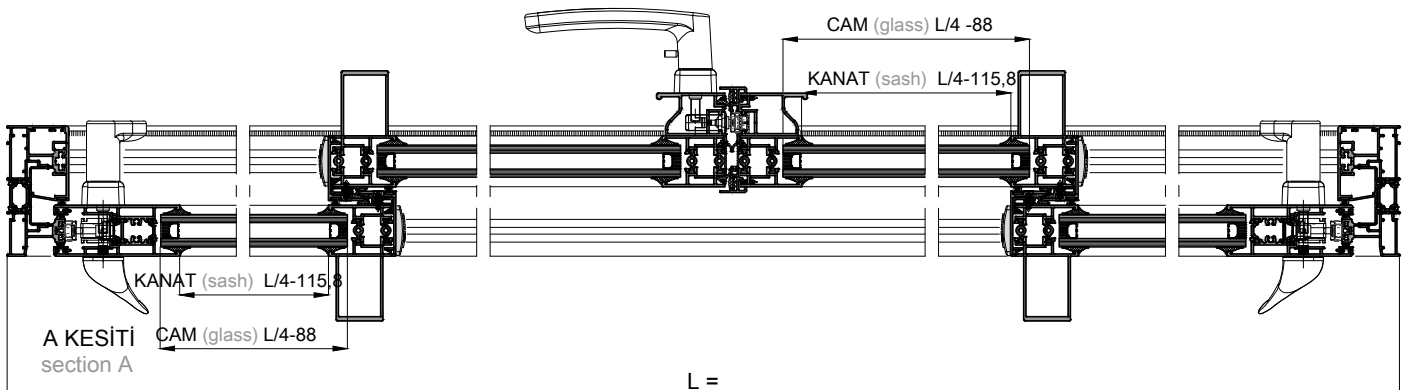
PRF KODU PRF. COD.	MİKTAR QUANTITY	PROFİL TANIMI PROFILE DESCRIPTION	KESİM ŞEKLİ SHAPE	KESİM ÖLÇÜSÜ SAWING LENGHT
P 1267	2ad	İKİ RAYLI KASA PROFİLİ Double Track Rail Profile		H
	2ad	İKİ RAYLI KASA PROFİLİ Double Track Rail Profile		L
P 1257	2ad	DÜŞEY KANAT PROFİLİ Vertical Sash Profile		H - 73
P 1261	4ad	DÜŞEY KANAT PROFİLİ Vertical Sash Profile		H - 73
P 1260	2ad	DÜŞEY KANAT PROFİLİ Vertical Sash Profile		H - 73
P 1255 - P 1254	8ad	YATAY KANAT PROFİLİ Horizontal Sash Profile		L / 4 - 115,8
P 1283	4ad	Kenet Kapak Profili Interlock Cap Profile		H - 73
P 1266	1ad	Çift Kanat Adaptör Profili Double Sash Adepter Profile		H - 130
P 1266	1ad	Çift Kanat Adaptör Profili Double Sash Adepter Profile		H - 70
P 1265	2ad	Çift Kanat Adaptör Profili Double Sash Adepter Profile		H - 103
P 1274	2ad	KASA KAPATMA PROFİLİ Frame Closing Profile		H - 68
700 328	2ad	INOX RAY stainless steel rail		L-89

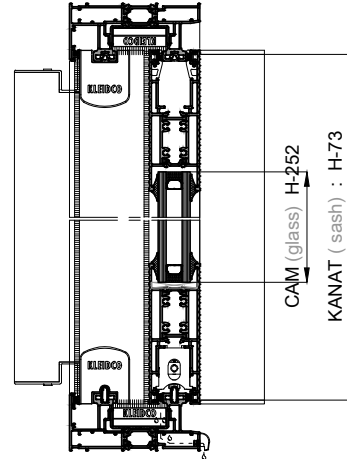
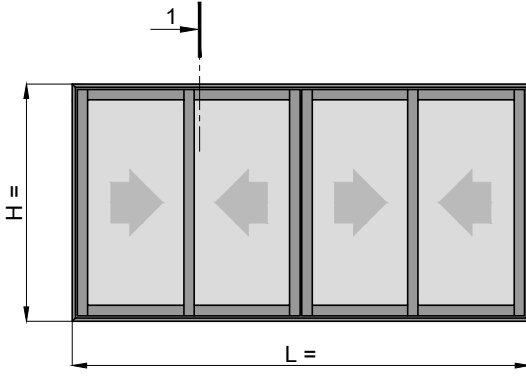
PVC PROFİL-PVC PROFILE

PVC KODU PVC COD.	MİKTAR QUANTITY	MALZEME TANIMI MATERIAL DESCRIPTION
600 416	2L 2H	KASA İÇİ U KANAL PROFİLİ pvc U channel for frame
600 419	4H	GENİŞ PVC KENET PROFİLİ pvc interlock for wide sash

CAM SİPARİŞİ- GLASS ORDER

MİKTAR QUANTITY	FORMÜLASYON FORMULA
4 ADET kanat camı 4 piece sash glass	L/4-88 X H-252





1 KESİTİ
section 1

CONTA LİSTESİ-GASKET LİST

CONTA KODU GASKET COD.	MİKTAR QUANTITY	MALZEME TANIMI MATERIAL DESCRIPTION
800 254	4H	KENET CONTASI interlock gasket
800 302	4L 16H	İÇ ve DİŞ CAM CONTASI interior and exterior glazing gasket
800 304	2L 2H	KANAL KAPATMA CONTASI channel closing gasket
800 310	6L 10H	FİRÇA FITİLİ brush gasket
800 258	2H	KANAL KAPATMA CONTASI channel closing gasket
800 308	H	ÇİFT KANAT BİRLEŞİM CONTASI double sash meeting gasket
800 305	H	ÇİFT KANAT BİRLEŞİM CONTASI double sash meeting gasket
800 306	H	ÇİFT KANAT BİRLEŞİM CONTASI double sash meeting gasket
800 307	H	ÇİFT KANAT BİRLEŞİM CONTASI double sash meeting gasket

AKSESUAR LİSTESİ-ACCESSORIES LİST

AKSESUAR ACCESSORIES	MİKTAR QUANTITY	MALZEME TANIMI MATERIAL DESCRIPTION
700 415	4tk	ALT ve ÜST KENET KAPAGI top and bottom cap plug for interlock
700 448	4ad	ALT ve ÜST SIZDIRMAZLIK tightness plug for single track rail
700 433	8ad	AYARLI RULMAN adjustable roller
700 459	16ad	KANAT SALLANTI ENGELLEME TAKOZU anti swing block for sash
700 413	4ad	KÖŞE BİRLEŞİM PVC TAKOZU corner assembly block for sash
700 427	8ad	KÖŞE BİRLEŞİM PVC TAKOZU corner assembly block for sash
700 430	4ad	KÖŞE BİRLEŞİM PVC TAKOZU corner assembly block for sash
700 458	2ad	DİŞ-SOL KANAT ALT ÜST KAPAK SETİ top&bottom cap plug for outside-left sash
700 457	2ad	DİŞ-SAG KANAT ALT ÜST KAPAK SETİ top&bottom cap plug for outside-right sash
700 419	4ad	TAKVİYELİ KENET PROFİLİALT ve ÜST KAPAGI pvc cap plug for reinforcement interlock
700 428	4ad	TAKVİYELİ KENET PROFİLİALT ve ÜST KAPAGI pvc cap plug for reinforcement interlock
700 513	2ad	KANAT İÇİ GİZLİ STOPER hidden bumper for inside of the sash
700 473	2ad	STOPER bumper
700 356	4ad	KASA İÇİN ALUMİNYUM ONBAŞI aluminum corner angle for frame

700 495	4ad	KASA KÖŞE-Frame corner
700 496	4ad	KASA KÖŞE-Frame corner

PROFİL KESİM LİSTESİ - PROFILE CUT LİST

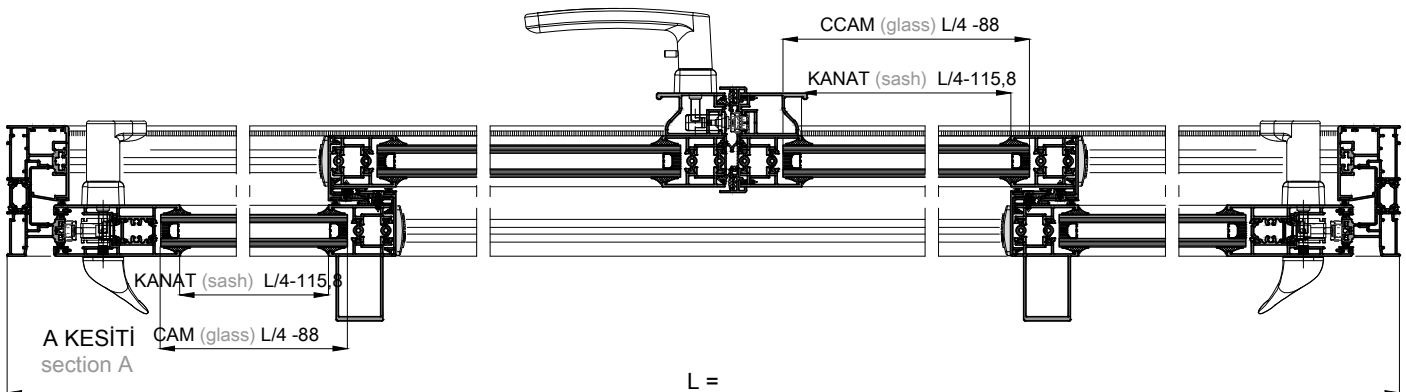
PRF KODU PRF. COD.	MİKTAR QUANTITY	PROFİL TANIMI PROFILE DESCRIPTION	KESİM ŞEKLİ SHAPE	KESİM ÖLÇÜSÜ SAWING LENGHT
P 1267	2ad	İKİ RAYLI KASA PROFİLİ Double Track Rail Profile		H
	2ad	İKİ RAYLI KASA PROFİLİ Double Track Rail Profile		L
P 1257	2ad	DÜŞEY KANAT PROFİLİ Vertical Sash Profile		H - 73
P 1261	2ad	DÜŞEY KANAT PROFİLİ Vertical Sash Profile		H - 73
P 1260	4ad	DÜŞEY KANAT PROFİLİ Vertical Sash Profile		H - 73
P 1255 - P 1254	8ad	YATAY KANAT PROFİLİ Horizontal Sash Profile		L / 4 - 115,8
P 1283	4ad	Kenet Kapak Profili Interlock Cap Profile		H - 73
P 1266	1ad	Çift Kanat Adaptör Profili Double Sash Adepter Profile		H - 130
P 1266	1ad	Çift Kanat Adaptör Profili Double Sash Adepter Profile		H - 70
P 1265	2ad	Çift Kanat Adaptör Profili Double Sash Adepter Profile		H - 103
P 1274	2ad	KASA KAPATMA PROFİLİ Frame Closing Profile		H - 68
700 328	2ad	INOX RAY stainless steel rail		L-89

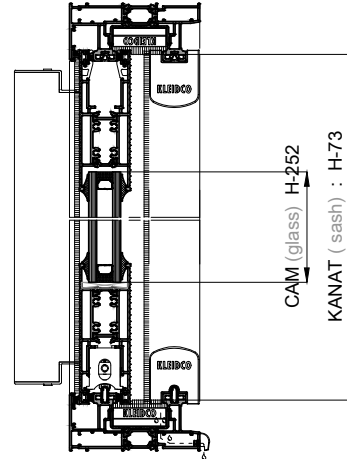
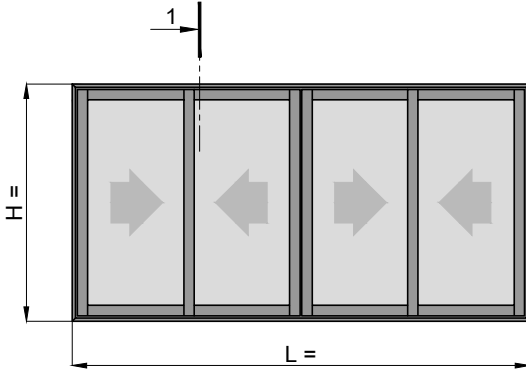
PVC PROFİL-PVC PROFILE

PVC KODU PVC COD.	MİKTAR QUANTITY	MALZEME TANIMI MATERIAL DESCRIPTION
600 416	2L 2H	KASA İÇİ U KANAL PROFİLİ pvc U channel for frame
600 419	4H	GENİŞ PVC KENET PROFİLİ pvc interlock for wide sash

CAM SİPARİŞİ- GLASS ORDER

MİKTAR QUANTITY	FORMÜLASYON FORMULA
4 ADET kanat camı 4 piece sash glass	L/4-88 X H-252





CONTA LİSTESİ-GASKET LİST

CONTA KODU GASKET COD.	MİKTAR QUANTITY	MALZEME TANIMI MATERIAL DESCRIPTION
800 254	4H	KENET CONTASI interlock gasket
800 302	4L 16H	İÇ ve DİŞ CAM CONTASI interior and exterior glazing gasket
800 304	2L 2H	KANAL KAPATMA CONTASI channel closing gasket
800 310	6L 10H	FİRÇA FITİL brush gasket
800 258	2H	KANAL KAPATMA CONTASI channel closing gasket
800 308	H	ÇİFT KANAT BİRLEŞİM CONTASI double sash meeting gasket
800 305	H	ÇİFT KANAT BİRLEŞİM CONTASI double sash meeting gasket
800 306	H	ÇİFT KANAT BİRLEŞİM CONTASI double sash meeting gasket
800 307	H	ÇİFT KANAT BİRLEŞİM CONTASI double sash meeting gasket

AKSESUAR LİSTESİ-ACCESSORIES LİST

AKSESUAR ACCESSORIES	MİKTAR QUANTITY	MALZEME TANIMI MATERIAL DESCRIPTION
700 415	4tk	ALT ve ÜST KENET KAPAGI top and bottom cap plug for interlock
700 448	4ad	ALT ve ÜST SIZDIRMAZLIK tightness plug for single track rail
700 433	8ad	AYARLI RULMAN adjustable roller
700 459	16ad	KANAT SALLANTI ENGELLEME TAKOZU anti swing block for sash
700 413	4ad	KÖŞE BİRLEŞİM PVC TAKOZU corner assembly block for sash
700 427	8ad	KÖŞE BİRLEŞİM PVC TAKOZU corner assembly block for sash
700 430	4ad	KÖŞE BİRLEŞİM PVC TAKOZU corner assembly block for sash
700 458	2ad	DİŞ-SOL KANAT ALT ÜST KAPAK SETİ top&bottom cap plug for outside-left sash
700 457	2ad	DİŞ-SAG KANAT ALT ÜST KAPAK SETİ top&bottom cap plug for outside-right sash
700 452	4ad	TAKVİYELİ KENET PROFİLİALT ve ÜST KAPAGI pvc cap plug for reinforcement interlock
700 513	2ad	KANAT İÇİ GİZLİ STOPER hidden bumper for inside of the sash
700 473	2ad	STOPER bumper
700 356	4ad	KASA İÇİN ALUMİNYUM ONBAŞI aluminum corner angle for frame

1 KESİTİ section 1

700 495	4ad	KASA KÖŞE-Frame corner
700 496	4ad	KASA KÖŞE-Frame corner

PROFİL KESİM LİSTESİ - PROFILE CUT LİST

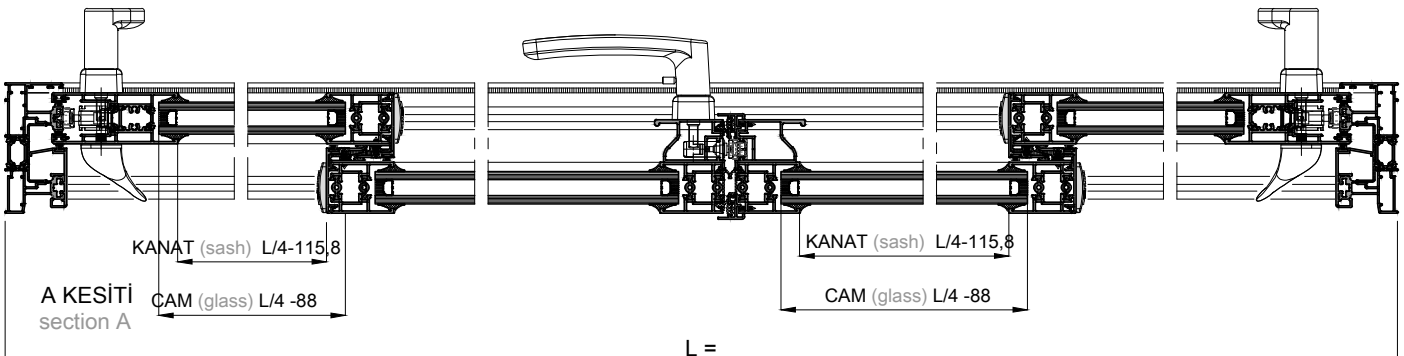
PRF KODU PRF. COD.	MİKTAR QUANTITY	PROFİL TANIMI PROFILE DESCRIPTION	KESİM ŞEKLİ SHAPE	KESİM ÖLÇÜSÜ SAWING LENGHT
P 1267	2ad	İKİ RAYLI KASA PROFİL Double Track Rail Profile		H
	2ad	İKİ RAYLI KASA PROFİL Double Track Rail Profile		L
P 1257	2ad	DÜŞEY KANAT PROFİLİ Vertical Sash Profile		H - 73
P 1260	6ad	DÜŞEY KANAT PROFİLİ Vertical Sash Profile		H - 73
P 1255 - P 1254	8ad	YATAY KANAT PROFİLİ Horizontal Sash Profile		L / 4 - 115,8
P 1283	4ad	Kenet Kapak Profil Interlock Cap Profile		H - 73
P 1266	1ad	Çift Kanat Adaptör Profili Double Sash Aapter Profile		H - 130
P 1266	1ad	Çift Kanat Adaptör Profili Double Sash Aapter Profile		H - 70
P 1265	2ad	Çift Kanat Adaptör Profili Double Sash Aapter Profile		H - 133
P 1273	2ad	KASA KAPATMA PROFİL Frame Closing Profile		H - 68
700 328	2ad	INOX RAY stainless steel rail		L-89

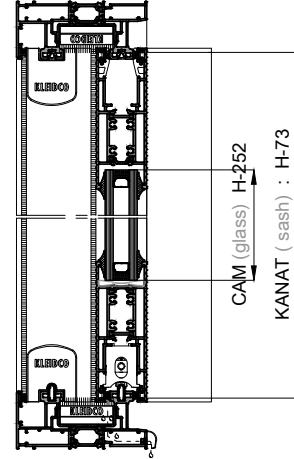
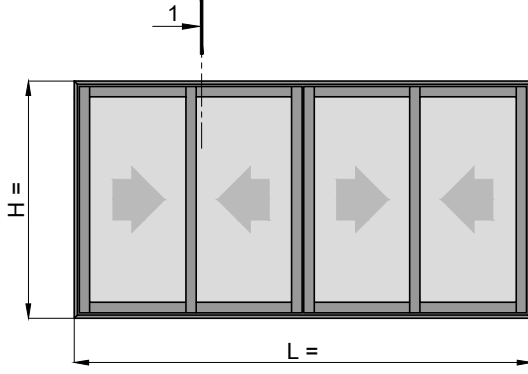
PVC PROFİL-PVC PROFILE

PVC KODU PVC COD.	MİKTAR QUANTITY	MALZEME TANIMI MATERIAL DESCRIPTION
600 416	2L 2H	KASA İÇİ U KANAL PROFİLİ pvc U channel for frame
600 419	4H	GENİŞ PVC KENET PROFİLİ pvc interlock for wide sash

CAM SİPARİŞİ- GLASS ORDER

MİKTAR QUANTITY	FORMÜLASYON FORMULA
4 ADET kanat camı 4 piece sash glass	L/4-88 X H-252





1 KESİTİ
section 1

CONTA LİSTESİ-GASKET LİST

CONTA KODU GASKET COD.	MİKTAR QUANTITY	MALZEME TANIMI MATERIAL DESCRIPTION
800 302	4L 16H	İÇ ve DİŞ CAM CONTASI interior and exterior glazing gasket
800 304	2L 3H	KANAL KAPATMA CONTASI channel closing gasket
800 310	6L 14H	FİRÇA FITİL brush gasket
800 431	4H	BİNİ CONTASI overlap gasket

AKSESUAR LİSTESİ-ACCESSORIES LİST

AKSESUAR ACCESSORIES	MİKTAR QUANTITY	MALZEME TANIMI MATERIAL DESCRIPTION
700 415	4tk	ALT ve ÜST KENET KAPAGI top and bottom cap plug for interlock
700 449	4ad	ALT ve ÜST SIZDIRMAZLIK tightness plug for single track rail
700 433	8ad	AYARLI RULMAN adjustable roller
700 459	16ad	KANAT SALLANTI ENGELLEME TAKOZU anti swing block for sash
700 413	8ad	KÖŞE BİRLEŞİM PVC TAKOZU corner assembly block for sash
700 414	8ad	KÖŞE BİRLEŞİM PVC TAKOZU corner assembly block for sash
700 513	2ad	KANAT İÇİ GİZLİ STOPER hidden bumper for inside of the sash
700 473	2ad	STOPER bumper
700 356	4ad	KASA İÇİN ALUMİNYUM ONBAŞI aluminum corner angle for frame

700 495	4ad	KASA KÖŞE-Frame corner
700 496	4ad	KASA KÖŞE-Frame corner

PROFİL KESİM LİSTESİ - PROFILE CUT LİST

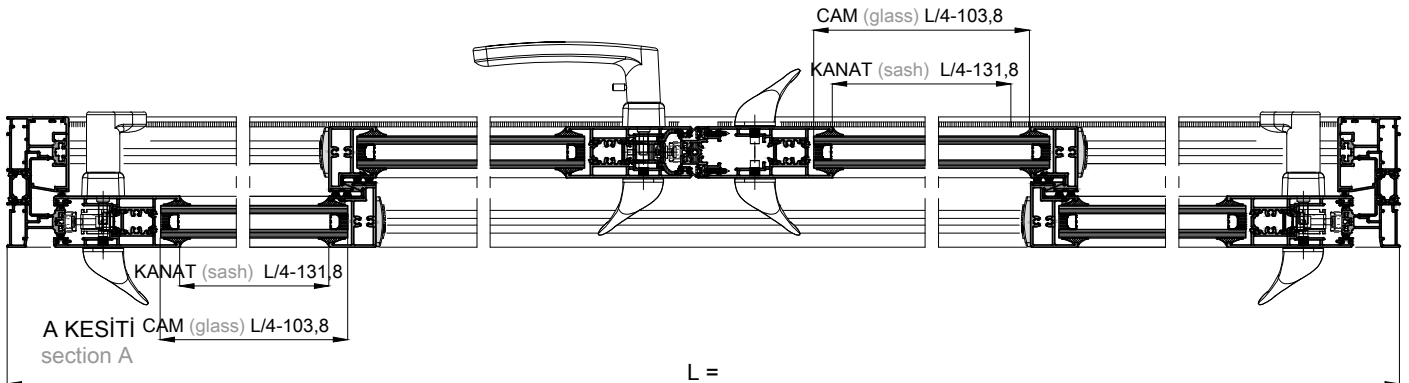
PRF KODU PRF. COD.	MİKTAR QUANTITY	PROFİL TANIMI PROFILE DESCRIPTION	KESİM ŞEKLİ SHAPE	KESİM ÖLÇÜSÜ SAWING LENGHT
P 1267	2ad	İKİ RAYLI KASA PROFİL Double Track Rail Profile		H
	2ad	İKİ RAYLI KASA PROFİL Double Track Rail Profile		L
P 1257	4ad	DÜŞEY KANAT PROFİLİ Vertical Sash Profile		H - 73
P 1258	4ad	DÜŞEY KANAT PROFİLİ Vertical Sash Profile		H - 73
P 1255 - P 1254	8ad	YATAY KANAT PROFİLİ Horizontal Sash Profile		L / 4 - 131,8
P 3008	1ad	Çift Kanat Adaptör Profili Double Sash Adapter Profile		H - 70
P 1274	2ad	KASA KAPATMA PROFİLİ Frame Closing Profile		H - 68
700 328	2ad	INOX RAY stainless steel rail		L-89

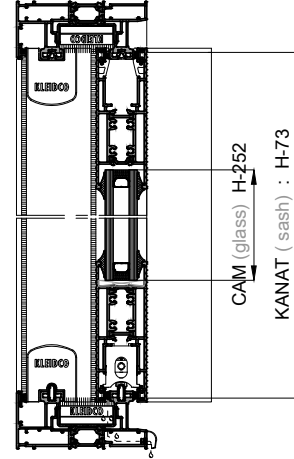
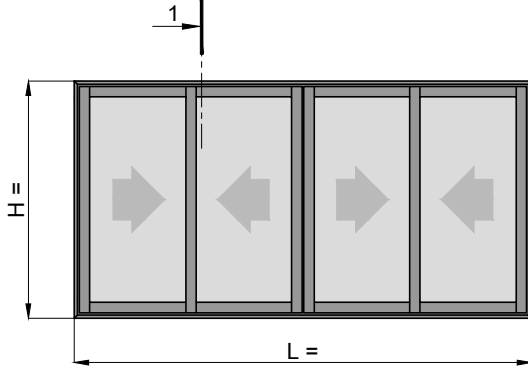
PVC PROFİL-PVC PROFILE

PVC KODU PVC COD.	MİKTAR QUANTITY	MALZEME TANIMI MATERIAL DESCRIPTION
600 416	2L 2H	KASA İÇİ U KANAL PROFİLİ pvc U channel for frame
600 420	4H	GENİŞ PVC KENET PROFİLİ pvc interlock for wide sash

CAM SİPARİŞİ- GLASS ORDER

MİKTAR QUANTITY	FORMÜLASYON FORMULA
4 ADET kanat camı 4 piece sash glass	L/4-103,8 X H-252





1 KESİTİ
section 1

CONTA LİSTESİ-GASKET LİST

CONTA KODU GASKET COD.	MİKTAR QUANTITY	MALZEME TANIMI MATERIAL DESCRIPTION
800 302	4L 16H	İÇ ve DİŞ CAM CONTASI interior and exterior glazing gasket
800 304	2L 3H	KANAL KAPATMA CONTASI channel closing gasket
800 310	6L 14H	FİRÇA FİTİL brush gasket
800 431	4H	BİNİ CONTASI overlap gasket

AKSESUAR LİSTESİ-ACCESSORIES LİST

AKSESUAR ACCESSORIES	MİKTAR QUANTITY	MALZEME TANIMI MATERIAL DESCRIPTION
700 415	4tk	ALT ve ÜST KENET KAPAGI top and bottom cap plug for interlock
700 449	4ad	ALT ve ÜST SIZDIRMAZLIK tightness plug for single track rail
700 433	8ad	AYARLI RULMAN adjustable roller
700 459	16ad	KANAT SALLANTI ENGELLEME TAKOZU anti swing block for sash
700 413	8ad	KÖŞE BİRLEŞİM PVC TAKOZU corner assembly block for sash
700 414	8ad	KÖŞE BİRLEŞİM PVC TAKOZU corner assembly block for sash
700 419	4ad	TAKVİYELİ KENET PROFİLİALT ve ÜST KAPAGI pvc cap plug for reinforcement interlock
700 513	2ad	KANAT İÇİ GİZLİ STOPER hidden bumper for inside of the sash
700 473	2ad	STOPER bumper
700 356	4ad	KASA İÇİN ALUMİNYUM ONBASİ aluminum corner angle for frame

700 495	4ad	KASA KÖŞE-Frame corner
700 496	4ad	KASA KÖŞE-Frame corner

PROFİL KESİM LİSTESİ - PROFILE CUT LİST

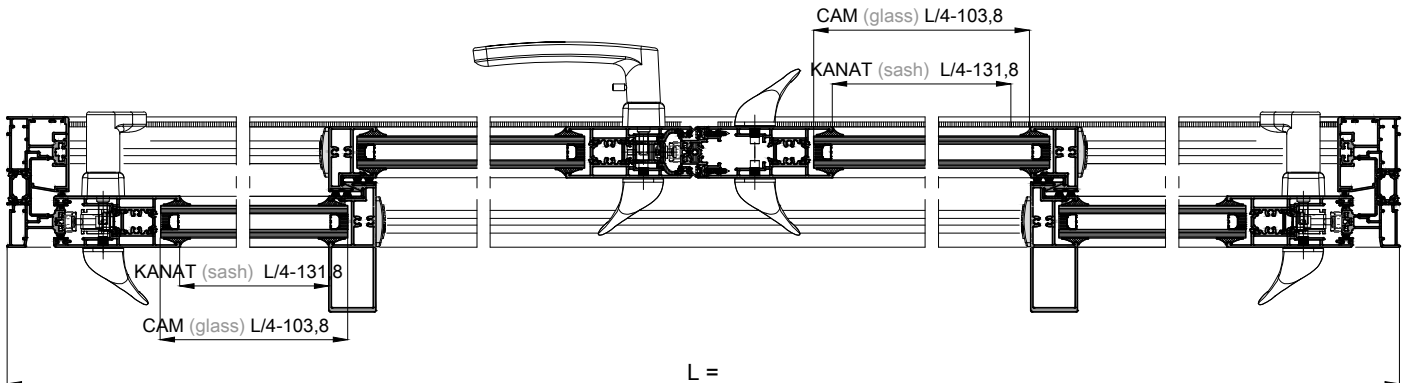
PRF KODU PRF. COD.	MİKTAR QUANTITY	PROFİL TANIMI PROFILE DESCRIPTION	KESİM ŞEKLİ SHAPE	KESİM ÖLÇÜSÜ SAWING LENGHT
P 1267	2ad	İKİ RAYLI KASA PROFİL Double Track Rail Profile		H
	2ad	İKİ RAYLI KASA PROFİL Double Track Rail Profile		L
P 1257	4ad	DÜŞEY KANAT PROFİLİ Vertical Sash Profile		H - 73
P 1258	2ad	DÜŞEY KANAT PROFİLİ Vertical Sash Profile		H - 73
P 1259	2ad	TAKVİYELİ KENET PROFİLİ interlock profile with reinforcement		H - 73
P 1255 - P 1254	8ad	YATAY KANAT PROFİLİ Horizontal Sash Profile		L / 4 - 131,8
P 3008	1ad	Çift Kanat Adaptör Profili Double Sash Adapter Profile		H - 70
P 1274	2ad	KASA KAPATMA PROFİLİ Frame Closing Profile		H - 68
700 328	2ad	INOX RAY stainless steel rail		L-89

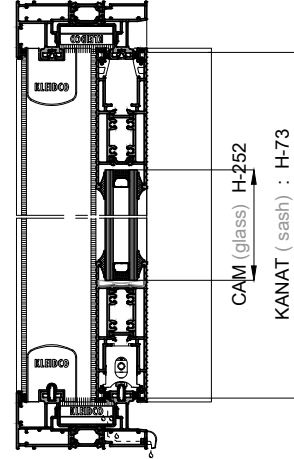
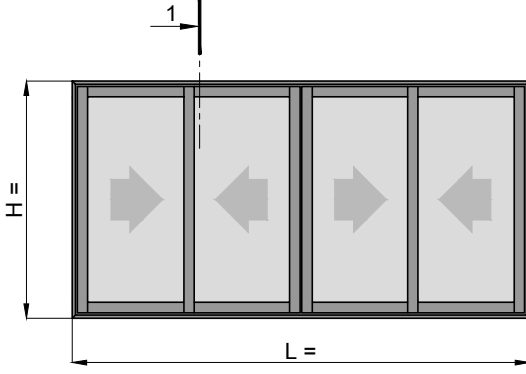
PVC PROFİL-PVC PROFILE

PVC KODU PVC COD.	MİKTAR QUANTITY	MALZEME TANIMI MATERIAL DESCRIPTION
600 416	2L 2H	KASA İÇİ U KANAL PROFİLİ pvc U channel for frame
600 420	4H	GENİŞ PVC KENET PROFİLİ pvc interlock for wide sash

CAM SİPARİŞİ- GLASS ORDER

MİKTAR QUANTITY	FORMÜLASYON FORMULA
4 ADET kanat camı 4 piece sash glass	L/4-103,8 X H-252





1 KESİTİ
section 1

CONTA LİSTESİ-GASKET LİST

CONTA KODU GASKET COD.	MİKTAR QUANTITY	MALZEME TANIMI MATERIAL DESCRIPTION
800 302	4L 16H	İÇ ve DİŞ CAM CONTASI interior and exterior glazing gasket
800 304	2L 3H	KANAL KAPATMA CONTASI channel closing gasket
800 310	6L 14H	FİRÇA FİTİL brush gasket
800 431	4H	BİNİ CONTASI overlap gasket

AKSESUAR LİSTESİ-ACCESSORIES LİST

AKSESUAR ACCESSORIES	MİKTAR QUANTITY	MALZEME TANIMI MATERIAL DESCRIPTION
700 415	4tk	ALT ve ÜST KENET KAPAGI top and bottom cap plug for interlock
700 449	4ad	ALT ve ÜST SIZDIRMAZLIK tightness plug for single track rail
700 433	8ad	AYARLI RULMAN adjustable roller
700 459	16ad	KANAT SALLANTI ENGELLEME TAKOZU anti swing block for sash
700 413	8ad	KÖŞE BİRLEŞİM PVC TAKOZU corner assembly block for sash
700 414	8ad	KÖŞE BİRLEŞİM PVC TAKOZU corner assembly block for sash
700 421	4ad	TAKVİYELİ KENET PROFİLİ ve ÜST KAPAGI pvc cap plug for reinforcement interlock
700 513	2ad	KANAT İÇİ GİZLİ STOPER hidden bumper for inside of the sash
700 473	2ad	STOPER bumper
700 356	4ad	KASA İÇİN ALUMİNYUM ONBASİ aluminum corner angle for frame

700 495	4ad	KASA KÖŞE-Frame corner
700 496	4ad	KASA KÖŞE-Frame corner

PROFİL KESİM LİSTESİ - PROFILE CUT LİST

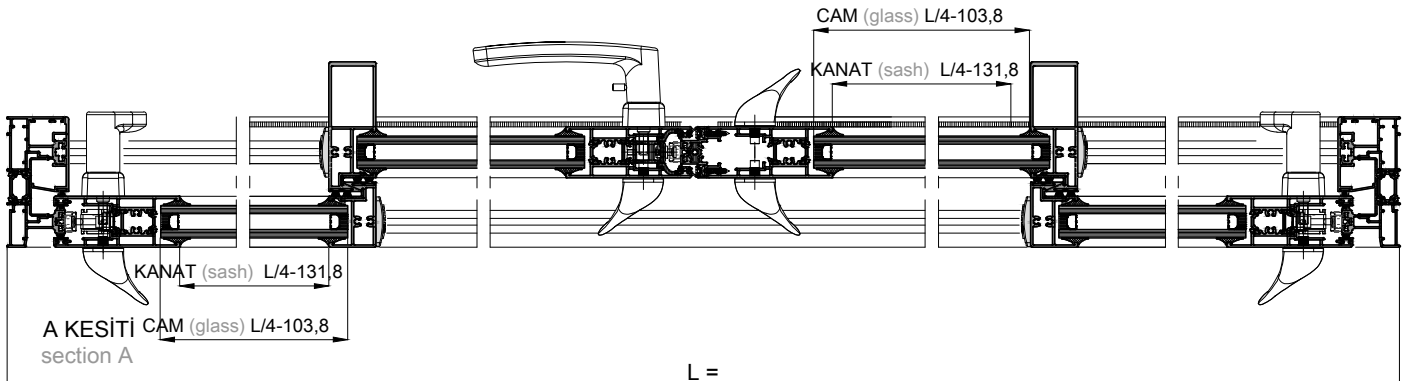
PRF KODU PRF. COD.	MİKTAR QUANTITY	PROFİL TANIMI PROFILE DESCRIPTION	KESİM ŞEKLİ SHAPE	KESİM ÖLÇÜSÜ SAWING LENGHT
P 1267	2ad	İKİ RAYLI KASA PROFİL Double Track Rail Profile		H
	2ad	İKİ RAYLI KASA PROFİL Double Track Rail Profile		L
P 1257	4ad	DÜŞEY KANAT PROFİLİ Vertical Sash Profile		H - 73
P 1258	2ad	DÜŞEY KANAT PROFİLİ Vertical Sash Profile		H - 73
P 1259	2ad	TAKVİYELİ KENET PROFİLİ interlock profile with reinforcement		H - 73
P 1255 - P 1254	8ad	YATAY KANAT PROFİLİ Horizontal Sash Profile		L / 4 - 131,8
P 3008	1ad	Çift Kanat Adaptör Profili Double Sash Adapter Profile		H - 70
P 1274	2ad	KASA KAPATMA PROFİLİ Frame Closing Profile		H - 68
700 328	2ad	INOX RAY stainless steel rail		L-89

PVC PROFİL-PVC PROFILE

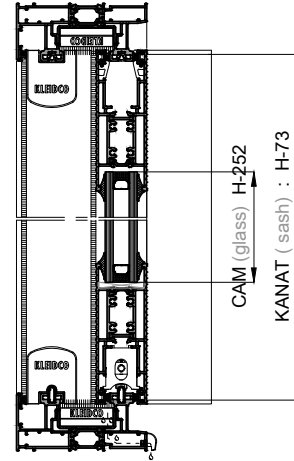
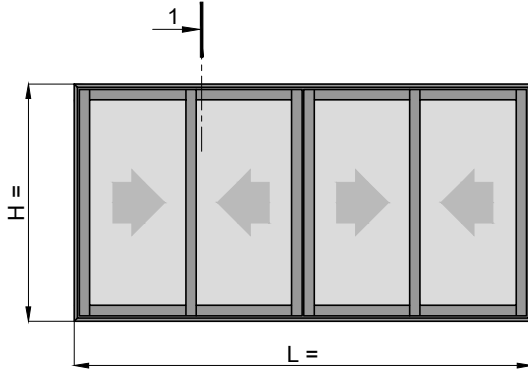
PVC KODU PVC COD.	MİKTAR QUANTITY	MALZEME TANIMI MATERIAL DESCRIPTION
600 416	2L 2H	KASA İÇİ U KANAL PROFİLİ pvc U channel for frame
600 420	4H	GENİŞ PVC KENET PROFİLİ pvc interlock for wide sash

CAM SİPARİŞİ- GLASS ORDER

MİKTAR QUANTITY	FORMÜLASYON FORMULA
4 ADET kanat camı 4 piece sash glass	L/4-103,8 X H-252



L =



1 KESİTİ
section 1

CONTA LİSTESİ-GASKET LİST

CONTA KODU GASKET COD.	MİKTAR QUANTITY	MALZEME TANIMI MATERIAL DESCRIPTION
800 302	4L 16H	İÇ ve DİŞ CAM CONTASI interior and exterior glazing gasket
800 304	2L 3H	KANAL KAPATMA CONTASI channel closing gasket
800 310	6L 14H	FİRÇA FİTİL brush gasket
800 431	4H	BİNİ CONTASI overlap gasket

AKSESUAR LİSTESİ-ACCESSORIES LİST

AKSESUAR ACCESSORIES	MİKTAR QUANTITY	MALZEME TANIMI MATERIAL DESCRIPTION
700 415	4tk	ALT ve ÜST KENET KAPAGI top and bottom cap plug for interlock
700 449	4ad	ALT ve ÜST SIZDIRMAZLIK tightness plug for single track rail
700 433	8ad	AYARLI RULMAN adjustable roller
700 459	16ad	KANAT SALLANTI ENGELLEME TAKOZU anti swing block for sash
700 413	8ad	KÖŞE BİRLEŞİM PVC TAKOZU corner assembly block for sash
700 414	8ad	KÖŞE BİRLEŞİM PVC TAKOZU corner assembly block for sash
700 419	4ad	TAKVİYELİ KENET PROFİLİ ALT ve ÜST KAPAGI pvc cap plug for reinforcement interlock
700 421	4ad	TAKVİYELİ KENET PROFİLİ ALT ve ÜST KAPAGI pvc cap plug for reinforcement interlock
700 513	2ad	KANAT İÇİ GİZLİ STOPER hidden bumper for inside of the sash
700 473	2ad	STOPER bumper
700 356	4ad	KASA İÇİN ALUMİNYUM ONBAŞI aluminum corner angle for frame

700 495	4ad	KASA KÖŞE-Frame corner
700 496	4ad	KASA KÖŞE-Frame corner

PROFİL KESİM LİSTESİ - PROFILE CUT LİST

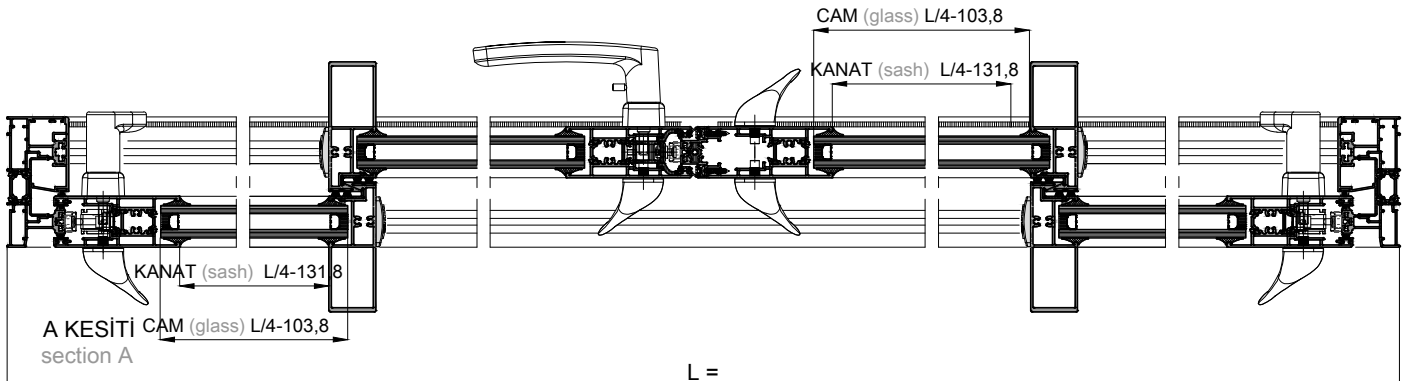
PRF KODU PRF. COD.	MİKTAR QUANTITY	PROFİL TANIMI PROFILE DESCRIPTION	KESİM ŞEKLİ SHAPE	KESİM ÖLÇÜSÜ SAWING LENGHT
P 1267	2ad	İKİ RAYLI KASA PROFİLİ Double Track Rail Profile		H
	2ad	İKİ RAYLI KASA PROFİLİ Double Track Rail Profile		L
P 1257	4ad	DÜŞEY KANAT PROFİLİ Vertical Sash Profile		H - 73
P 1258	2ad	DÜŞEY KANAT PROFİLİ Vertical Sash Profile		H - 73
P 1259	2ad	TAKVİYELİ KENET PROFİLİ interlock profile with reinforcement		H - 73
P 1255 - P 1254	8ad	YATAY KANAT PROFİLİ Horizontal Sash Profile		L / 4 - 131,8
P 3008	1ad	Çift Kanat Adaptör Profili Double Sash Adapter Profile		H - 70
P 1274	2ad	KASA KAPATMA PROFİLİ Frame Closing Profile		H - 68
700 328	2ad	INOX RAY stainless steel rail		L-89

PVC PROFİL-PVC PROFILE

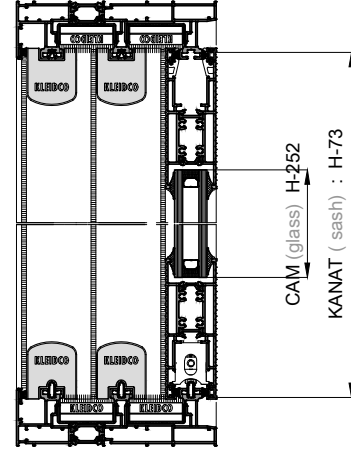
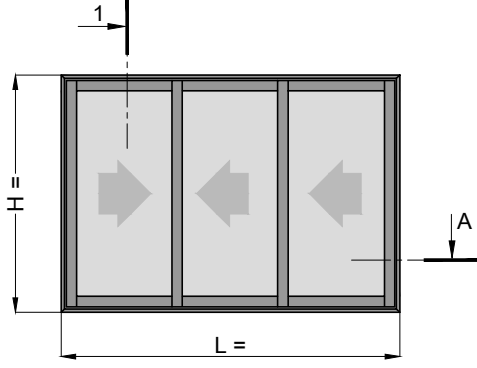
PVC KODU PVC COD.	MİKTAR QUANTITY	MALZEME TANIMI MATERIAL DESCRIPTION
600 416	2L 2H	KASA İÇİ U KANAL PROFİLİ pvc U channel for frame
600 420	4H	GENİŞ PVC KENET PROFİLİ pvc interlock for wide sash

CAM SİPARİŞİ- GLASS ORDER

MİKTAR QUANTITY	FORMÜLASYON FORMULA
4 ADET kanat camı 4 piece sash glass	L/4-103,8 X H-252



L =



1 KESİTİ
section 1

CONTA LİSTESİ-GASKET LİST

CONTA KODU GASKET COD.	MİKTAR QUANTITY	MALZEME TANIMI MATERIAL DESCRIPTION
800 254	4H	KENET CONTASI interlock gasket
800 302	4L 12H	İÇ ve DİŞ CAM CONTASI interior and exterior glazing gasket
800 304	3L 2H	KANAL KAPATMA CONTASI channel closing gasket
800 310	6L 15H	FİRÇA FITİL brush gasket

AKSESUAR LİSTESİ-ACCESSORIES LİST

AKSESUAR ACCESSORIES	MİKTAR QUANTITY	MALZEME TANIMI MATERIAL DESCRIPTION
700 415	4tk	ALT ve ÜST KENET KAPAGI top and bottom cap plug for interlock
700 447	4ad	ALT ve ÜST SIZDIRMAZLIK tightness plug for single track rail
700 433	6ad	AYARLI RULMAN adjustable roller
700 459	12ad	KANAT SALLANTI ENGELLEME TAKOZU anti swing block for sash
700 413	12ad	KÖŞE BİRLEŞİM PVC TAKOZU corner assembly block for sash
700 418	8ad	GENİŞ KENET EK PVC ADAPTÖRÜ additional pvc plug for wide interlock
700 513	2ad	KANAT İÇİ GİZLİ STOPER hidden bumper for inside of the sash
700 473	2ad	STOPER bumper
700 356	4ad	KASA İÇİN ALUMİNYUM ONBAŞI aluminum corner angle for frame

700 496	12ad	KASA KÖŞE-Frame corner
---------	------	------------------------

PROFİL KESİM LİSTESİ - PROFILE CUT LİST

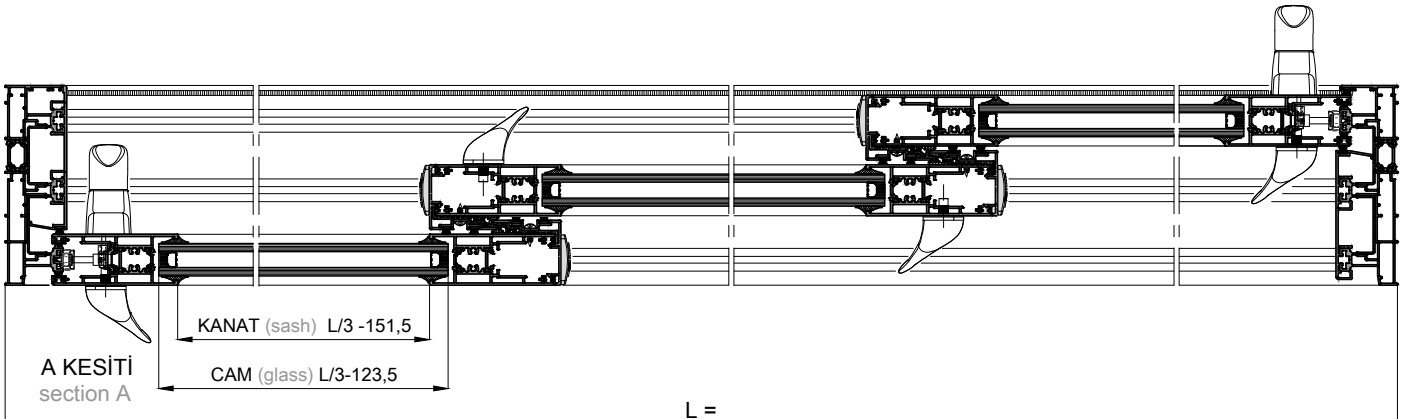
PRF KODU PRF. COD.	MİKTAR QUANTITY	PROFİL TANIMI PROFILE DESCRIPTION	KESİM ŞEKLİ SHAPE	KESİM ÖLÇÜSÜ SAWING LENGHT
P 1271	2ad	ÜÇ RAYLI KASA PROFİL Triple Track Rail Profile		H
	2ad	ÜÇ RAYLI KASA PROFİL Triple Track Rail Profile		L
P 1257	6ad	DÜŞEY KANAT PROFİLİ Vertical Sash Profile		H - 73
P 1255 - P 1254	6ad	YATAY KANAT PROFİLİ Horizontal Sash Profile		L / 3 - 151,5
P 1282	8ad	Kenet Kapak Profil Interlock Cap Profile		H - 73
P 1275	1ad	KASA KAPATMA PROFİL Frame Closing Profile		H - 68
P 1276	1ad	KASA KAPATMA PROFİL Frame Closing Profile		H - 68
700 328	2ad	INOX RAY stainless steel rail		L-89
700 328	1ad	INOX RAY stainless steel rail		L-92

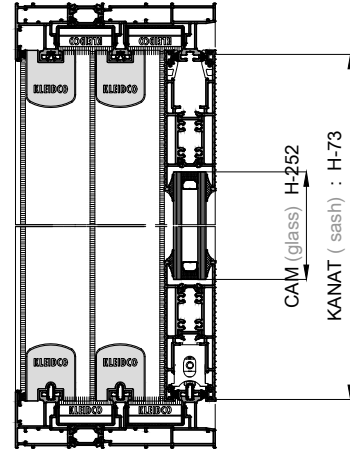
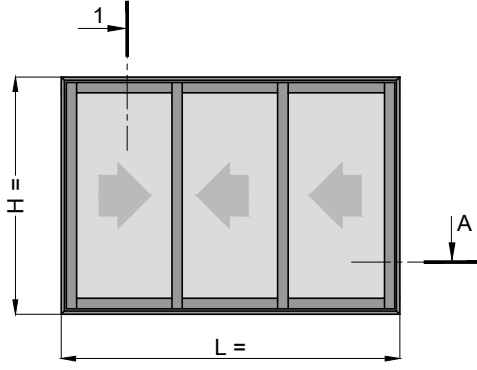
PVC PROFİL-PVC PROFILE

PVC KODU PVC COD.	MİKTAR QUANTITY	MALZEME TANIMI MATERIAL DESCRIPTION
600 416	4L	KASA İÇİ U KANAL PROFİLİ pvc U channel for frame
	4H	
600 418	8H	GENİŞ PVC KENET PROFİLİ pvc interlock for wide sash

CAM SİPARİŞİ- GLASS ORDER

MİKTAR QUANTITY	FORMÜLASYON FORMULA
3 ADET kanat camı 3 piece sash glass	L/3-123,5 X H-252





1 KESİTİ
section 1

CONTA LİSTESİ-GASKET LİST

CONTA KODU GASKET COD.	MİKTAR QUANTITY	MALZEME TANIMI MATERIAL DESCRIPTION
800 254	4H	KENET CONTASI interlock gasket
800 302	4L 12H	İÇ ve DİŞ CAM CONTASI interior and exterior glazing gasket
800 304	3L 2H	KANAL KAPATMA CONTASI channel closing gasket
800 310	6L 11H	FİRÇA FİTİL brush gasket

AKSESUAR LİSTESİ-ACCESSORIES LİST

AKSESUAR ACCESSORIES	MİKTAR QUANTITY	MALZEME TANIMI MATERIAL DESCRIPTION
700 415	4tk	ALT ve ÜST KENET KAPAGI top and bottom cap plug for interlock
700 448	4ad	ALT ve ÜST SIZDIRMAZLIK tightness plug for single track rail
700 433	6ad	AYARLI RULMAN adjustable roller
700 459	12ad	KANAT SALLANTI ENGELLEME TAKOZU anti swing block for sash
700 413	4ad	KÖŞE BİRLEŞİM PVC TAKOZU corner assembly block for sash
700 427	8ad	KÖŞE BİRLEŞİM PVC TAKOZU corner assembly block for sash
700 513	2ad	KANAT İÇİ GİZLİ STOPER hidden bumper for inside of the sash
700 473	2ad	STOPER bumper
700 356	4ad	KASA İÇİN ALUMİNYUM ONBAŞI aluminum corner angle for frame

700 496	12ad	KASA KÖŞE-Frame corner
---------	------	------------------------

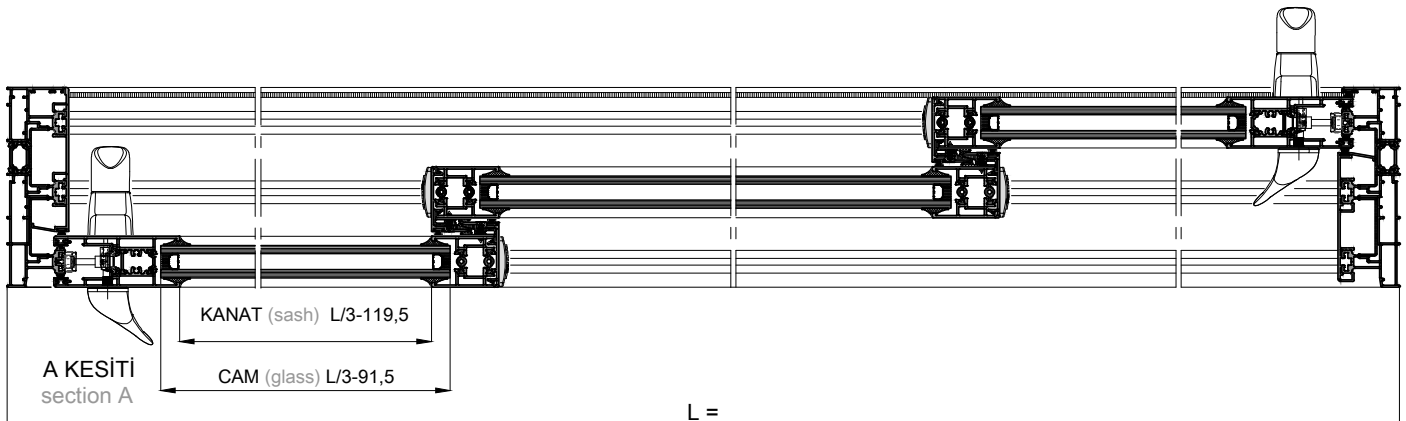
PRF KODU PRF. COD.	MİKTAR QUANTITY	PROFİL TANIMI PROFILE DESCRIPTION	KESİM ŞEKLİ SHAPE	KESİM ÖLÇÜSÜ SAWING LENGHT
P 1271	2ad	İKİ RAYLI KASA PROFİL Double Track Rail Profile		H
	2ad	İKİ RAYLI KASA PROFİL Double Track Rail Profile		L
P 1257	2ad	DÜŞEY KANAT PROFİLİ Vertical Sash Profile		H - 73
P 1260	4ad	DÜŞEY KANAT PROFİLİ Vertical Sash Profile		H - 73
P 1255 - P 1254	6ad	YATAY KANAT PROFİLİ Horizontal Sash Profile		L / 3 - 119,5
P 1275	1ad	KASA KAPATMA PROFİL Frame Closing Profile		H - 68
P 1276	1ad	KASA KAPATMA PROFİL Frame Closing Profile		H - 68
P 1283	4ad	Kenet Kapak Profil Interlock Cap Profile		H - 73
700 328	2ad	INOX RAY stainless steel rail		L-89
700 328	1ad	INOX RAY stainless steel rail		L-92

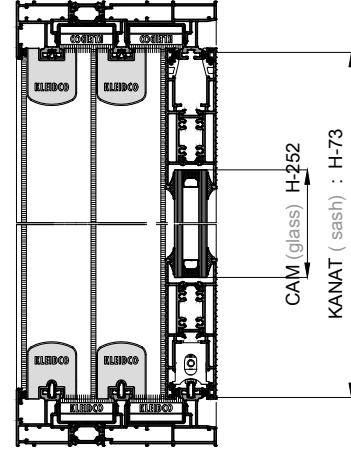
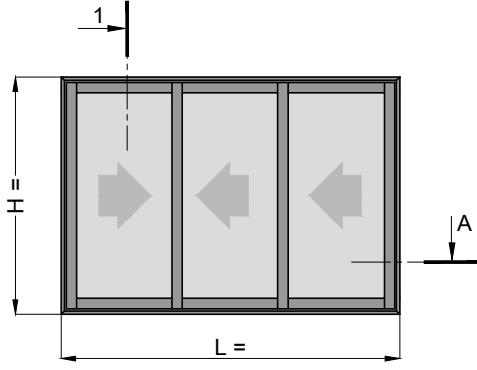
PVC PROFİL-PVC PROFILE

PVC KODU PVC COD.	MİKTAR QUANTITY	MALZEME TANIMI MATERIAL DESCRIPTION
600 416	4L	KASA İÇİ U KANAL PROFİLİ pvc U channel for frame
	4H	KASA İÇİ U KANAL PROFİLİ pvc U channel for frame
600 419	4H	DAR PVC KENET PROFİLİ pvc interlock for slim sash

CAM SİPARİŞİ- GLASS ORDER

MİKTAR QUANTITY	FORMÜLASYON FORMULA
3 ADET kanat camı 3 piece sash glass	L/3-91,5 X H-252





CONTA LİSTESİ-GASKET LİST

CONTA KODU GASKET COD.	MİKTAR QUANTITY	MALZEME TANIMI MATERIAL DESCRIPTION
800 254	4H	KENET CONTASI interlock gasket
800 302	4L 12H	İÇ ve DİŞ CAM CONTASI interior and exterior glazing gasket
800 304	3L 2H	KANAL KAPATMA CONTASI channel closing gasket
800 310	6L 15H	FİRÇA FİTİL brush gasket

AKSESUAR LİSTESİ-ACCESSORIES LIST

AKSESUAR ACCESSORIES	MİKTAR QUANTITY	MALZEME TANIMI MATERIAL DESCRIPTION
700 415	4tk	ALT ve ÜST KENET KAPAGI top and bottom cap plug for interlock
700 448	4ad	ALT ve ÜST SIZDIRMAZLIK tightness plug for single track rail
700 433	6ad	AYARLI RULMAN adjustable roller
700 459	12ad	KANAT SALLANTI ENGELLEME TAKOZU anti swing block for sash
700 413	4ad	KÖŞE BİRLEŞİM PVC TAKOZU corner assembly block for sash
700 427	8ad	KÖŞE BİRLEŞİM PVC TAKOZU corner assembly block for sash
700 421	2ad	TAKVİYELİ KENET PROFİLİALT ve ÜST KAPAGI pvc cap plug for reinforcement interlock
700 431	2ad	TAKVİYELİ KENET PROFİLİALT ve ÜST KAPAGI pvc cap plug for reinforcement interlock
700 513	2ad	KANAT İÇİ GİZLİ STOPER hidden bumper for inside of the sash
700 473	2ad	STOPER bumper
700 356	4ad	KASA İÇİN ALUMİNYUM ONBAŞI aluminum corner angle for frame

1 KESİTİ section 1

700 496	12ad	KASA KÖŞE-Frame corner
---------	------	------------------------

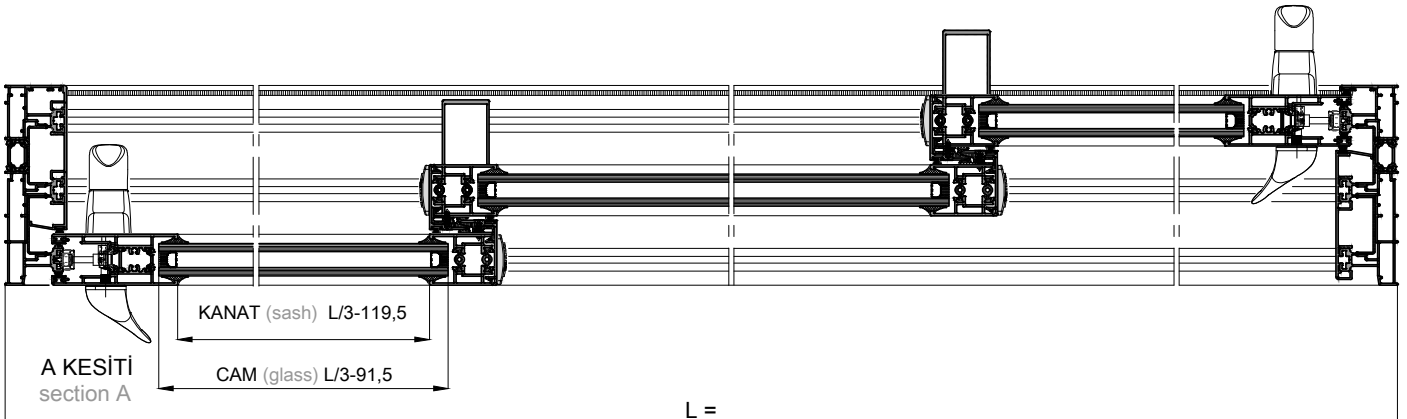
PRF KODU PRF. COD.	MİKTAR QUANTITY	PROFİL TANIMI PROFILE DESCRIPTION	KESİM ŞEKLİ SHAPE	KESİM ÖLÇÜSÜ SAWING LENGHT
P 1271	2ad	İKİ RAYLI KASA PROFİLİ Double Track Rail Profile		H
	2ad	İKİ RAYLI KASA PROFİLİ Double Track Rail Profile		L
P 1257	2ad	DÜŞEY KANAT PROFİLİ Vertical Sash Profile		H - 73
P 1260	2ad	DÜŞEY KANAT PROFİLİ Vertical Sash Profile		H - 73
P 1261	2ad	TAKVİYELİ KENET PROFİLİ interlock profile with reinforcement		H - 73
P 1255 - P 1254	6ad	YATAY KANAT PROFİLİ Horizontal Sash Profile		L / 3 - 119,5
P 1275	1ad	KASA KAPATMA PROFİLİ Frame Closing Profile		H - 68
P 1276	1ad	KASA KAPATMA PROFİLİ Frame Closing Profile		H - 68
P 1283	4ad	Kenet Kapak Profil Interlock Cap Profile		H - 73
700 328	2ad	INOX RAY stainless steel rail		L-89
700 328	1ad	INOX RAY stainless steel rail		L-92

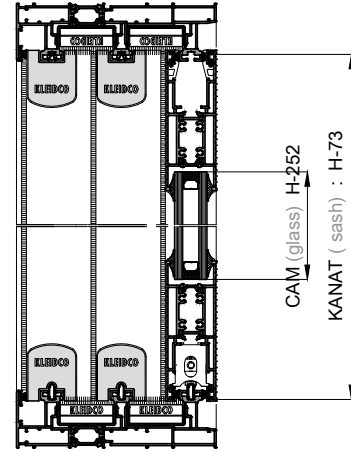
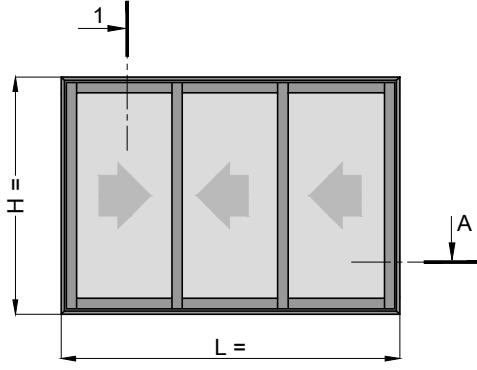
PVC PROFİL-PVC PROFILE

PVC KODU PVC COD.	MİKTAR QUANTITY	MALZEME TANIMI MATERIAL DESCRIPTION
600 416	4L	KASA İÇİ U KANAL PROFİLİ pvc U channel for frame
	4H	KASA İÇİ U KANAL PROFİLİ pvc U channel for frame
600 419	4H	DAR PVC KENET PROFİLİ pvc interlock for slim sash

CAM SİPARİŞİ- GLASS ORDER

MİKTAR QUANTITY	FORMÜLASYON FORMULA
3 ADET kanat camı 3 piece sash glass	L/3-91,5 X H-252





CONTA LİSTESİ-GASKET LİST

CONTA KODU GASKET COD.	MİKTAR QUANTITY	MALZEME TANIMI MATERIAL DESCRIPTION
800 254	4H	KENET CONTASI interlock gasket
800 302	4L 12H	İÇ ve DİŞ CAM CONTASI interior and exterior glazing gasket
800 304	3L 2H	KANAL KAPATMA CONTASI channel closing gasket
800 310	6L 15H	FİRÇA FİTİL brush gasket

AKSESUAR LİSTESİ-ACCESSORIES LIST

AKSESUAR ACCESSORIES	MİKTAR QUANTITY	MALZEME TANIMI MATERIAL DESCRIPTION
700 415	4tk	ALT ve ÜST KENET KAPAGI top and bottom cap plug for interlock
700 448	4ad	ALT ve ÜST SIZDIRMAZLIK tightness plug for single track rail
700 433	6ad	AYARLI RULMAN adjustable roller
700 459	12ad	KANAT SALLANTI ENGELLEME TAKOZU anti swing block for sash
700 413	4ad	KÖŞE BİRLEŞİM PVC TAKOZU corner assembly block for sash
700 427	8ad	KÖŞE BİRLEŞİM PVC TAKOZU corner assembly block for sash
700 421	2ad	TAKVİYELİ KENET PROFİLİALT ve ÜST KAPAGI pvc cap plug for reinforcement interlock
700 431	4ad	TAKVİYELİ KENET PROFİLİALT ve ÜST KAPAGI pvc cap plug for reinforcement interlock
700 419	2ad	TAKVİYELİ KENET PROFİLİALT ve ÜST KAPAGI pvc cap plug for reinforcement interlock
700 513	2ad	KANAT İÇİ GİZLİ STOPER hidden bumper for inside of the sash
700 473	2ad	STOPER bumper
700 356	4ad	KASA İÇİN ALUMİNYUM ONBAŞI aluminum corner angle for frame

1 KESİTİ section 1

700 496	12ad	KASA KÖŞE-Frame corner
---------	------	------------------------

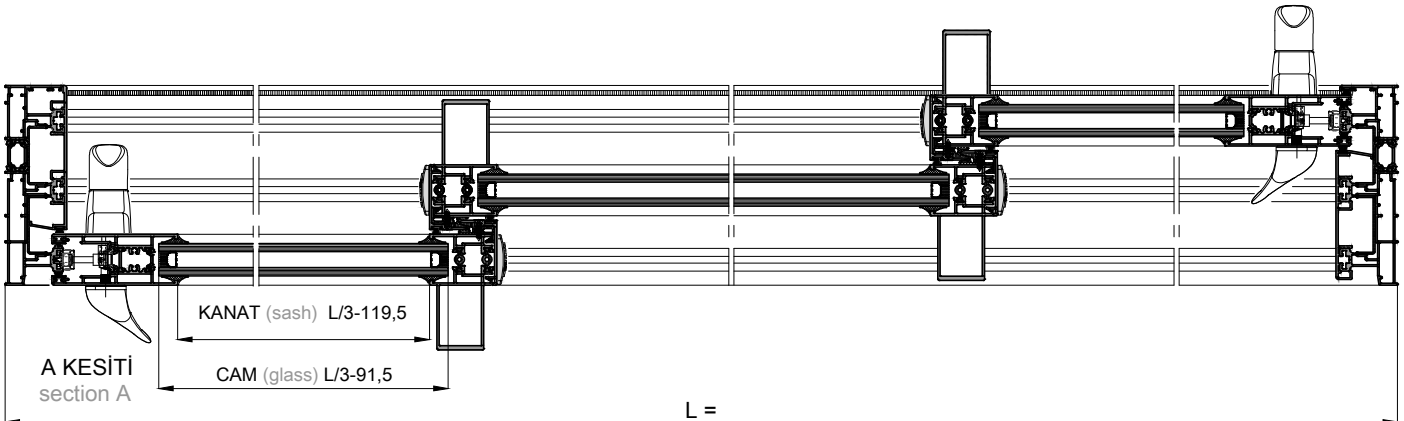
PRF KODU PRF. COD.	MİKTAR QUANTITY	PROFİL TANIMI PROFILE DESCRIPTION	KESİM ŞEKLİ SHAPE	KESİM ÖLÇÜSÜ SAWING LENGHT
P 1271	2ad	İKİ RAYLI KASA PROFİLİ Double Track Rail Profile		H
	2ad	İKİ RAYLI KASA PROFİLİ Double Track Rail Profile		L
P 1257	2ad	DÜŞEY KANAT PROFİLİ Vertical Sash Profile		H - 73
P 1261	4ad	TAKVİYELİ KENET PROFİLİ interlock profile with reinforcement		H - 73
P 1255 - P 1254	6ad	YATAY KANAT PROFİLİ Horizontal Sash Profile		L / 3 - 119,5
P 1275	1ad	KASA KAPATMA PROFİLİ Frame Closing Profile		H - 68
P 1276	1ad	KASA KAPATMA PROFİLİ Frame Closing Profile		H - 68
P 1283	4ad	Kenet Kapak ProfİLİ Interlock Cap Profile		H - 73
700 328	2ad	INOX RAY stainless steel rail		L-89
700 328	1ad	INOX RAY stainless steel rail		L-92

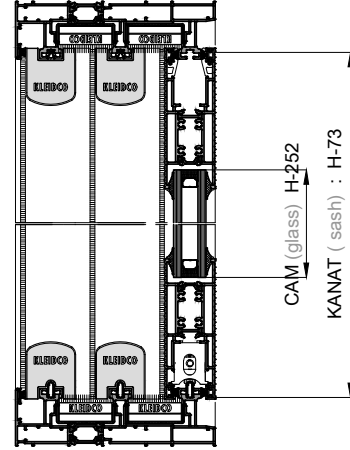
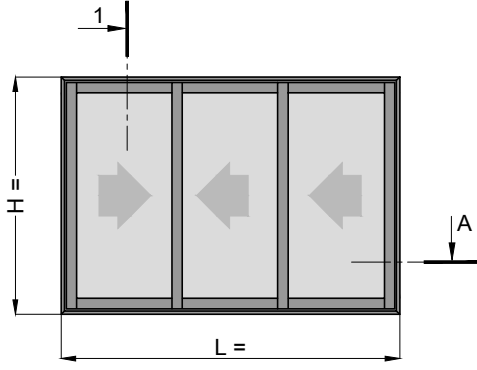
PVC PROFİL-PVC PROFILE

PVC KODU PVC COD.	MİKTAR QUANTITY	MALZEME TANIMI MATERIAL DESCRIPTION
600 416	4L	KASA İÇİ U KANAL PROFİLİ pvc U channel for frame
	4H	KASA İÇİ U KANAL PROFİLİ pvc U channel for frame
600 419	4H	DAR PVC KENET PROFİLİ pvc interlock for slim sash

CAM SİPARİŞİ- GLASS ORDER

MİKTAR QUANTITY	FORMÜLASYON FORMULA
3 ADET kanat camı 3 piece sash glass	L/3-91,5 X H-252





1 KESİTİ
section 1

CONTA LİSTESİ-GASKET LİST

CONTA KODU GASKET COD.	MİKTAR QUANTITY	MALZEME TANIMI MATERIAL DESCRIPTION
800 302	4L 12H	İÇ ve DIŞ CAM CONTASI interior and exterior glazing gasket
800 304	3L 2H	KANAL KAPATMA CONTASI channel closing gasket
800 310	6L 15H	FİRÇA FİTİL brush gasket

AKSESUAR LİSTESİ-ACCESSORIES LİST

AKSESUAR ACCESSORIES	MİKTAR QUANTITY	MALZEME TANIMI MATERIAL DESCRIPTION
700 415	4tk	ALT ve ÜST KENET KAPAGI top and bottom cap plug for interlock
700 449	4ad	ALT ve ÜST SIZDIRMAZLIK tightness plug for single track rail
700 433	6ad	AYARLI RULMAN adjustable roller
700 459	12ad	KANAT SALLANTI ENGELLEME TAKOZU anti swing block for sash
700 413	4ad	KÖŞE BİRLEŞİM PVC TAKOZU corner assembly block for sash
700 414	8ad	KÖŞE BİRLEŞİM PVC TAKOZU corner assembly block for sash
700 513	2ad	KANAT İÇİ GİZLİ STOPER hidden bumper for inside of the sash
700 473	2ad	STOPER bumper
700 356	4ad	KASA İÇİN ALUMİNYUM ONBAŞI aluminum corner angle for frame

700 496	12ad	KASA KÖŞE-Frame corner
---------	------	------------------------

PROFİL KESİM LİSTESİ - PROFILE CUT LİST

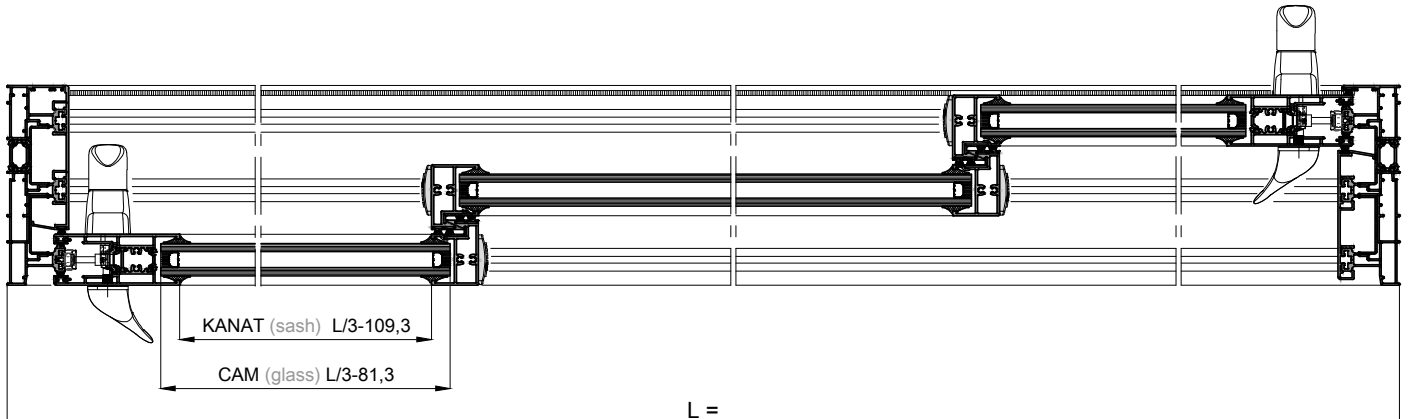
PRF KODU PRF. COD.	MİKTAR QUANTITY	PROFİL TANIMI PROFILE DESCRIPTION	KESİM ŞEKLİ SHAPE	KESİM ÖLÇÜSÜ SAWING LENGHT
P 1271	2ad	UÇ RAYLI KASA PROFİL Triple Track Rail Profile		H
	2ad	UÇ RAYLI KASA PROFİL Triple Track Rail Profile		L
P 1257	2ad	DÜŞEY KANAT PROFİLİ Vertical Sash Profile		H - 73
P 1258	4ad	DÜŞEY KANAT PROFİLİ Vertical Sash Profile		H - 73
P 1255 - P 1254	6ad	YATAY KANAT PROFİLİ Horizontal Sash Profile		L / 3 - 109,3
P 1275	1ad	KASA KAPATMA PROFİL Frame Closing Profile		H - 68
P 1276	1ad	KASA KAPATMA PROFİL Frame Closing Profile		H - 68
700 328	2ad	INOX RAY stainless steel rail		L-89
700 328	1ad	INOX RAY stainless steel rail		L-92

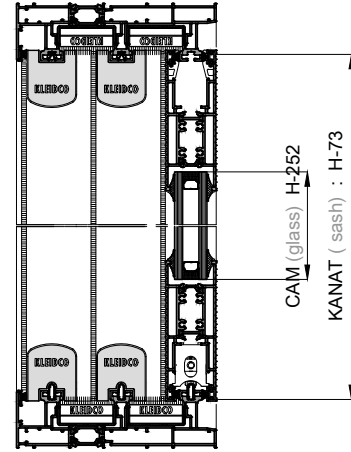
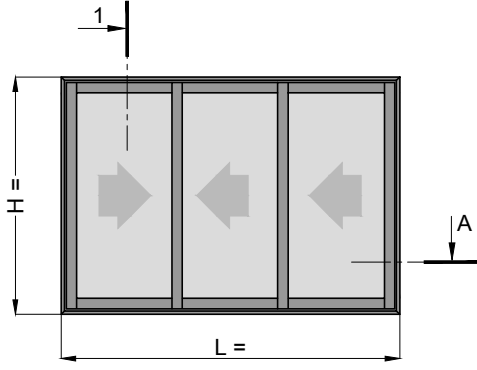
PVC PROFİL-PVC PROFILE

PVC KODU PVC COD.	MİKTAR QUANTITY	MALZEME TANIMI MATERIAL DESCRIPTION
600 416	4L 4H	KASA İÇİ U KANAL PROFİLİ pvc U channel for frame
600 420	4H	GENİŞ PVC KENET PROFİLİ pvc interlock for wide sash

CAM SİPARİŞİ- GLASS ORDER

MİKTAR QUANTITY	FORMÜLASYON FORMULA
3 ADET kanat camı 3 piece sash glass	L/3-81,3 X H-252





CONTA LİSTESİ-GASKET LİST

CONTA KODU GASKET COD.	MİKTAR QUANTITY	MALZEME TANIMI MATERIAL DESCRIPTION
800 302	4L 12H	İÇ ve DIŞ CAM CONTASI interior and exterior glazing gasket
800 304	3L 2H	KANAL KAPATMA CONTASI channel closing gasket
800 310	6L 15H	FİRÇA FİTİL brush gasket

AKSESUAR LİSTESİ-ACCESSORIES LİST

AKSESUAR ACCESSORIES	MİKTAR QUANTITY	MALZEME TANIMI MATERIAL DESCRIPTION
700 415	4tk	ALT ve ÜST KENET KAPAGI top and bottom cap plug for interlock
700 449	4ad	ALT ve ÜST SIZDIRMAZLIK tightness plug for single track rail
700 433	6ad	AYARLI RULMAN adjustable roller
700 459	12ad	KANAT SALLANTI ENGELLEME TAKOZU anti swing block for sash
700 413	4ad	KÖŞE BİRLEŞİM PVC TAKOZU corner assembly block for sash
700 414	8ad	KÖŞE BİRLEŞİM PVC TAKOZU corner assembly block for sash
700 419	2ad	TAKVİYELİ KENET PROFİLİALT ve ÜST KAPAGI pvc cap plug for reinforcement interlock
700 431	2ad	TAKVİYELİ KENET PROFİLİALT ve ÜST KAPAGI pvc cap plug for reinforcement interlock
700 513	2ad	KANAT İÇİ GİZLİ STOPER hidden bumper for inside of the sash
700 473	2ad	STOPER bumper
700 356	4ad	KASA İÇİN ALUMİNYUM ONBAŞI aluminum corner angle for frame

1 KESİTİ section 1

700 496	12ad	KASA KÖŞE-Frame corner
---------	------	------------------------

PROFİL KESİM LİSTESİ - PROFILE CUT LİST

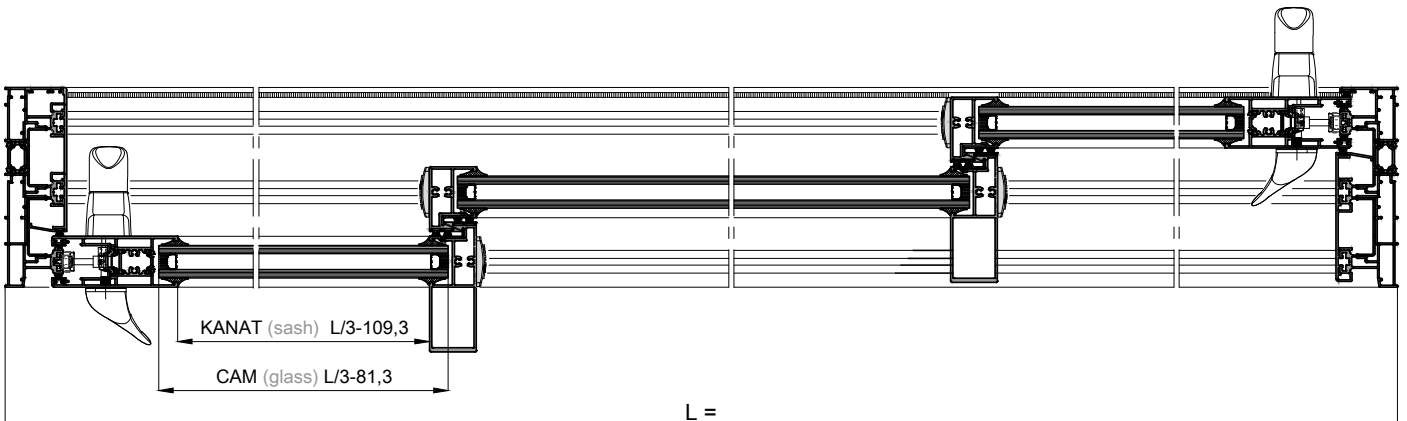
PRF KODU PRF. COD.	MİKTAR QUANTITY	PROFİL TANIMI PROFILE DESCRIPTION	KESİM ŞEKLİ SHAPE	KESİM ÖLÇÜSÜ SAWING LENGHT
P 1271	2ad	UÇ RAYLI KASA PROFİLİ Triple Track Rail Profile		H
	2ad	UÇ RAYLI KASA PROFİLİ Triple Track Rail Profile		L
P 1257	6ad	DÜŞEY KANAT PROFİLİ Vertical Sash Profile		H - 73
P 1258	2ad	DÜŞEY KANAT PROFİLİ Vertical Sash Profile		H - 73
P 1259	2ad	TAKVİYELİ KENET PROFİLİ interlock profile with reinforcement		H - 73
P 1255 - P 1254	6ad	YATAY KANAT PROFİLİ Horizontal Sash Profile		L / 3 - 109,3
P 1275	1ad	KASA KAPATMA PROFİLİ Frame Closing Profile		H - 68
P 1276	1ad	KASA KAPATMA PROFİLİ Frame Closing Profile		H - 68
700 328	2ad	INOX RAY stainless steel rail		L-89
700 328	1ad	INOX RAY stainless steel rail		L-92

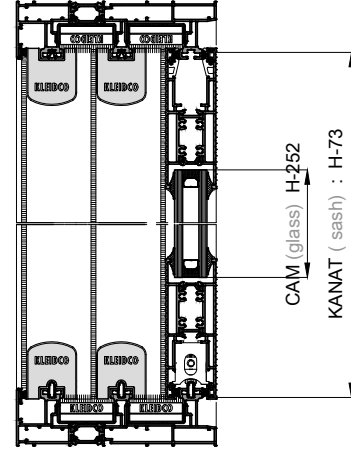
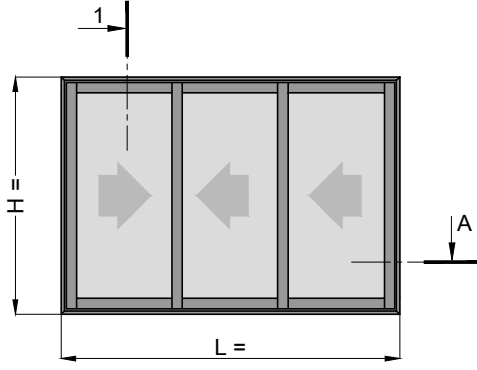
PVC PROFİL-PVC PROFILE

PVC KODU PVC COD.	MİKTAR QUANTITY	MALZEME TANIMI MATERIAL DESCRIPTION
600 416	4L 4H	KASA İÇİ U KANAL PROFİLİ pvc U channel for frame
600 420	4H	GENİŞ PVC KENET PROFİLİ pvc interlock for wide sash

CAM SİPARİŞİ- GLASS ORDER

MİKTAR QUANTITY	FORMÜLASYON FORMÜLA
3 ADET kanat camı 3 piece sash glass	L/3-81,3 X H-252





CONTA LİSTESİ-GASKET LİST

CONTA KODU GASKET COD.	MİKTAR QUANTITY	MALZEME TANIMI MATERIAL DESCRIPTION
800 302	4L 12H	İÇ ve DIŞ CAM CONTASI interior and exterior glazing gasket
800 304	3L 2H	KANAL KAPATMA CONTASI channel closing gasket
800 310	6L 15H	FİRÇA FİTİL brush gasket

AKSESUAR LİSTESİ-ACCESSORIES LIST

AKSESUAR ACCESSORIES	MİKTAR QUANTITY	MALZEME TANIMI MATERIAL DESCRIPTION
700 415	4tk	ALT ve ÜST KENET KAPAGI top and bottom cap plug for interlock
700 449	4ad	ALT ve ÜST SIZDIRMAZLIK tightness plug for single track rail
700 433	6ad	AYARLI RULMAN adjustable roller
700 459	12ad	KANAT SALLANTI ENGELLEME TAKOZU anti swing block for sash
700 413	4ad	KÖŞE BİRLEŞİM PVC TAKOZU corner assembly block for sash
700 414	8ad	KÖŞE BİRLEŞİM PVC TAKOZU corner assembly block for sash
700 431	2ad	TAKVİYELİ KENET PROFİLİALT ve ÜST KAPAGI pvc cap plug for reinforcement interlock
700 421	2ad	TAKVİYELİ KENET PROFİLİALT ve ÜST KAPAGI pvc cap plug for reinforcement interlock
700 513	2ad	KANAT İÇİ GİZLİ STOPER hidden bumper for inside of the sash
700 473	2ad	STOPER bumper
700 356	4ad	KASA İÇİN ALUMİNYUM ONBAŞI aluminum corner angle for frame

1 KESİTİ
section 1

700 496	12ad	KASA KÖŞE-Frame corner
---------	------	------------------------

PROFİL KESİM LİSTESİ - PROFILE CUT LIST

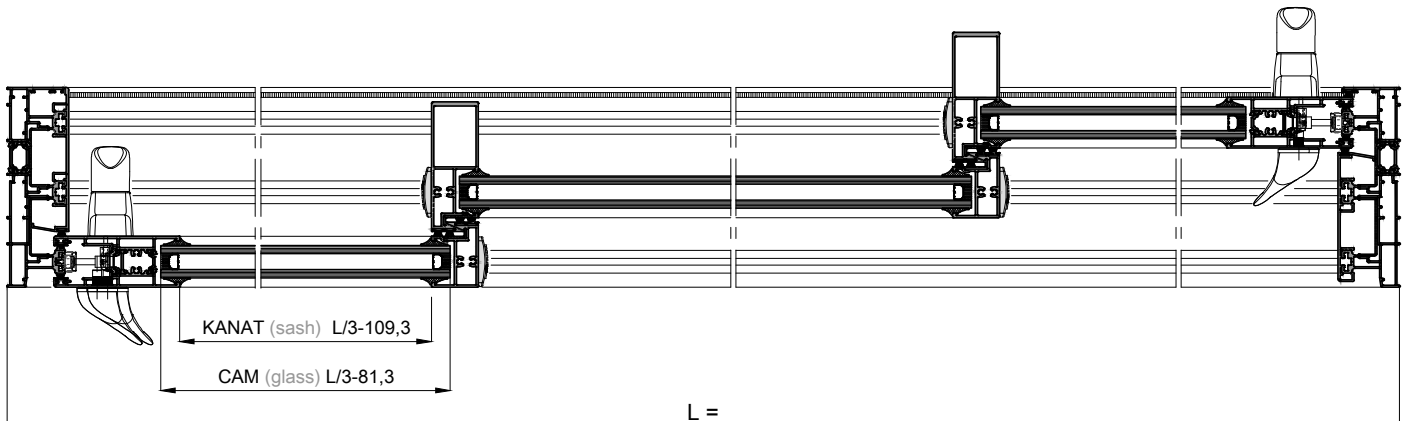
PRF KODU PRF. COD.	MİKTAR QUANTITY	PROFİL TANIMI PROFILE DESCRIPTION	KESİM ŞEKLİ SHAPE	KESİM ÖLÇÜSÜ SAWING LENGHT
P 1271	2ad	UÇ RAYLI KASA PROFİL Triple Track Rail Profile		H
	2ad	UÇ RAYLI KASA PROFİL Triple Track Rail Profile		L
P 1257	6ad	DÜŞEY KANAT PROFİLİ Vertical Sash Profile		H - 73
P 1259	2ad	TAKVİYELİ KENET PROFİLİ interlock profile with reinforcement		H - 73
P 1258	2ad	DÜŞEY KANAT PROFİLİ Vertical Sash Profile		H - 73
P 1255 - P 1254	6ad	YATAY KANAT PROFİLİ Horizontal Sash Profile		L / 3 - 109,3
P 1275	1ad	KASA KAPATMA PROFİL Frame Closing Profile		H - 68
P 1276	1ad	KASA KAPATMA PROFİL Frame Closing Profile		H - 68
700 328	2ad	INOX RAY stainless steel rail		L-89
700 328	1ad	INOX RAY stainless steel rail		L-92

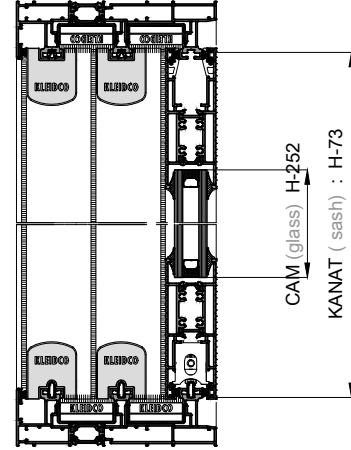
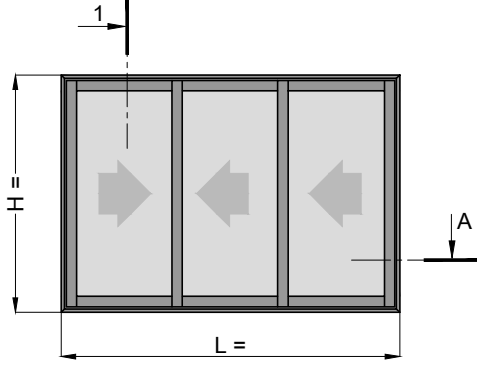
PVC PROFİL-PVC PROFILE

PVC KODU PVC COD.	MİKTAR QUANTITY	MALZEME TANIMI MATERIAL DESCRIPTION
600 416	4L 4H	KASA İÇİ U KANAL PROFİLİ pvc U channel for frame
600 420	4H	GENİŞ PVC KENET PROFİLİ pvc interlock for wide sash

CAM SİPARİŞİ- GLASS ORDER

MİKTAR QUANTITY	FORMÜLASYON FORMÜLA
3 ADET kanat camı 3 piece sash glass	L/3-81,3 X H-252





CONTA LİSTESİ-GASKET LİST

CONTA KODU GASKET COD.	MİKTAR QUANTITY	MALZEME TANIMI MATERIAL DESCRIPTION
800 302	4L 12H	İÇ ve DIŞ CAM CONTASI interior and exterior glazing gasket
800 304	3L 2H	KANAL KAPATMA CONTASI channel closing gasket
800 310	6L 15H	FİRÇA FİTİL brush gasket

AKSESUAR LİSTESİ-ACCESSORIES LIST

AKSESUAR ACCESSORIES	MİKTAR QUANTITY	MALZEME TANIMI MATERIAL DESCRIPTION
700 415	4tk	ALT ve ÜST KENET KAPAGI top and bottom cap plug for interlock
700 449	4ad	ALT ve ÜST SIZDIRMAZLIK tightness plug for single track rail
700 433	6ad	AYARLI RULMAN adjustable roller
700 459	12ad	KANAT SALLANTI ENGELLEME TAKOZU anti swing block for sash
700 413	4ad	KÖŞE BİRLEŞİM PVC TAKOZU corner assembly block for sash
700 414	8ad	KÖŞE BİRLEŞİM PVC TAKOZU corner assembly block for sash
700 419	2ad	TAKVİYELİ KENET PROFİLİALT ve ÜST KAPAGI pvc cap plug for reinforcement interlock
700 431	4ad	TAKVİYELİ KENET PROFİLİALT ve ÜST KAPAGI pvc cap plug for reinforcement interlock
700 421	2ad	TAKVİYELİ KENET PROFİLİALT ve ÜST KAPAGI pvc cap plug for reinforcement interlock
700 513	2ad	KANAT İÇİ GİZLİ STOPER hidden bumper for inside of the sash
700 473	2ad	STOPER bumper
700 356	4ad	KASA İÇİN ALUMİNYUM ONBAŞI aluminum corner angle for frame

1 KESİTİ
section 1

700 496	12ad	KASA KÖŞE-Frame corner
---------	------	------------------------

PROFİL KESİM LİSTESİ - PROFILE CUT LIST

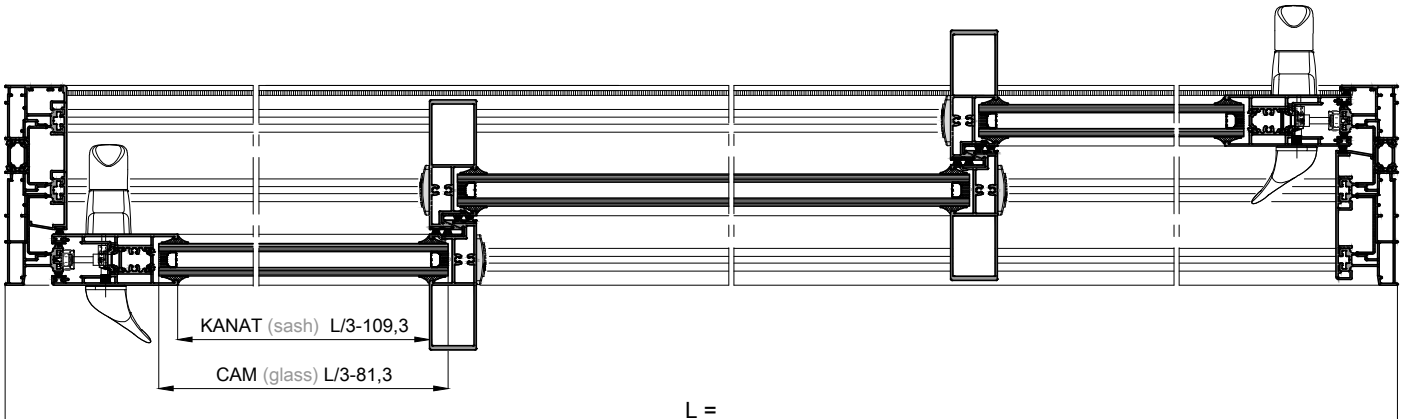
PRF KODU PRF. COD.	MİKTAR QUANTITY	PROFİL TANIMI PROFILE DESCRIPTION	KESİM ŞEKLİ SHAPE	KESİM ÖLÇÜSÜ SAWING LENGHT
P 1271	2ad	UÇ RAYLI KASA PROFİL Triple Track Rail Profile		H
	2ad	UÇ RAYLI KASA PROFİL Triple Track Rail Profile		L
P 1257	6ad	DÜŞEY KANAT PROFİLİ Vertical Sash Profile		H - 73
P 1259	4ad	TAKVİYELİ KENET PROFİLİ interlock profile with reinforcement		H - 73
P 1255 - P 1254	6ad	YATAY KANAT PROFİLİ Horizontal Sash Profile		L / 3 - 109,3
P 1275	1ad	KASA KAPATMA PROFİL Frame Closing Profile		H - 68
P 1276	1ad	KASA KAPATMA PROFİL Frame Closing Profile		H - 68
700 328	2ad	INOX RAY stainless steel rail		L-89
700 328	1ad	INOX RAY stainless steel rail		L-92

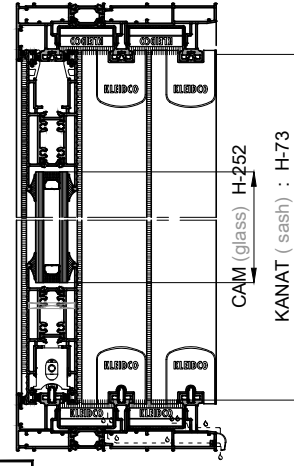
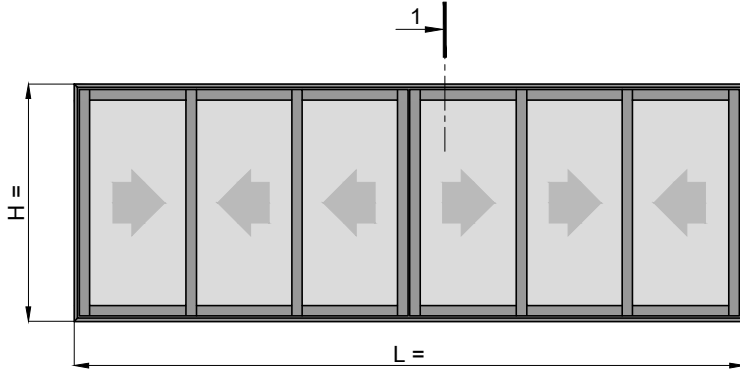
PVC PROFİL-PVC PROFILE

PVC KODU PVC COD.	MİKTAR QUANTITY	MALZEME TANIMI MATERIAL DESCRIPTION
600 416	4L 4H	KASA İÇİ U KANAL PROFİLİ pvc U channel for frame
600 420	4H	GENİŞ PVC KENET PROFİLİ pvc interlock for wide sash

CAM SİPARİŞİ- GLASS ORDER

MİKTAR QUANTITY	FORMÜLASYON FORMULA
3 ADET kanat camı 3 piece sash glass	L/3-81,3 X H-252





1 KESİTİ
section 1

CONTA LİSTESİ-GASKET LİST

CONTA KODU GASKET COD.	MİKTAR QUANTITY	MALZEME TANIMI MATERIAL DESCRIPTION
800 254	8H	KENET CONTASI interlock gasket
800 302	4L 24H	İÇ ve DIŞ CAM CONTASI interior and exterior glazing gasket
800 304	3L 3H	KANAL KAPATMA CONTASI channel closing gasket
800 310	6L 22H	FİRÇA FITİL brush gasket
800 431	4H	BİNİ CONTASI overlap gasket

AKSESUAR LİSTESİ-ACCESSORIES LİST

AKSESUAR ACCESSORIES	MİKTAR QUANTITY	MALZEME TANIMI MATERIAL DESCRIPTION
700 415	8tk	ALT ve ÜST KENET KAPAGI top and bottom cap plug for interlock
700 447	8ad	ALT ve ÜST SIZDIRMAZLIK tightness plug for single track rail
700 433	12ad	AYARLI RULMAN adjustable roller
700 459	24ad	KANAT SALLANTI ENGELLEME TAKOZU anti swing block for sash
700 413	24ad	KÖŞE BİRLEŞİM PVC TAKOZU corner assembly block for sash
700 418	16ad	GENİŞ KENET EK PVC ADAPTÖRÜ additional pvc plug for wide interlock
700 513	2ad	KANAT İÇİ GİZLİ STOPER hidden bumper for inside of the sash
700 473	4ad	STOPER bumper
700 356	4ad	KASA İÇİN ALUMİNYUM ONBAŞI aluminum corner angle for frame

700 496	12ad	KASA KÖŞE-Frame corner
---------	------	------------------------

PROFİL KESİM LİSTESİ - PROFILE CUT LIST

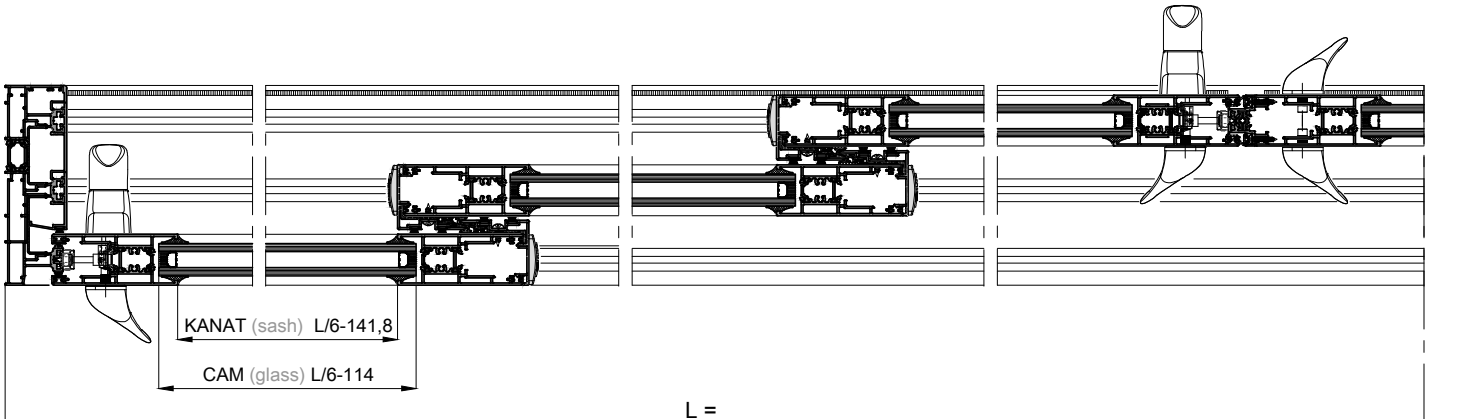
PRF KODU PRF. COD.	MİKTAR QUANTITY	PROFİL TANIMI PROFILE DESCRIPTION	KESİM ŞEKLİ SHAPE	KESİM ÖLÇÜSÜ SAWING LENGHT
P 1271	2ad	UÇ RAYLI KASA PROFİLİ Triple Track Rail Profile		H
	2ad	UÇ RAYLI KASA PROFİLİ Triple Track Rail Profile		L
P 1257	12ad	DÜŞEY KANAT PROFİLİ Vertical Sash Profile		H - 73
P 1255 - P 1254	12ad	YATAY KANAT PROFİLİ Horizontal Sash Profile		L / 6 - 141,8
P 1282	8ad	Kenet Kapak Profil Interlock Cap Profile		H - 73
P 1275	2ad	KASA KAPATMA PROFİLİ Frame Closing Profile		H - 68
P 3008	1ad	Çift Kanat Adaptör Profili Double Sash Adapter Profile		H - 70
700 328	2ad	INOX RAY stainless steel rail		L-89
700 328	1ad	INOX RAY stainless steel rail		L-92

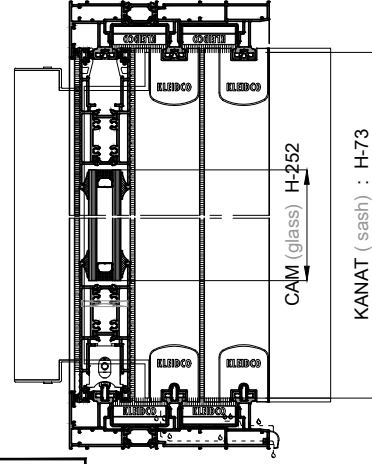
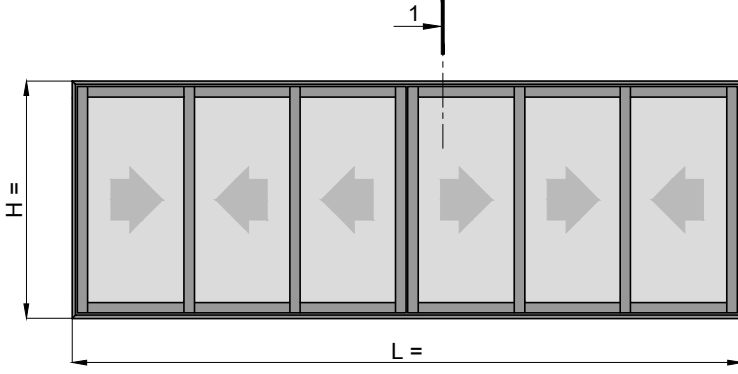
PVC PROFİL-PVC PROFILE

PVC KODU PVC COD.	MİKTAR QUANTITY	MALZEME TANIMI MATERIAL DESCRIPTION
600 416	4L	KASA İÇİ U KANAL PROFİLİ pvc U channel for frame
	4H	
600 418	8H	GENİŞ PVC KENET PROFİLİ pvc interlock for wide sash

CAM SİPARİŞİ- GLASS ORDER

MİKTAR QUANTITY	FORMÜLASYON FORMULA
6 ADET kanat camı 6 piece sash glass	L/6-114 X H-252





CONTA LİSTESİ-GASKET LİST

CONTA KODU GASKET COD.	MİKTAR QUANTITY	MALZEME TANIMI MATERIAL DESCRIPTION
800 254	8H	KENET CONTASI interlock gasket
800 302	4L 24H	İÇ ve DIŞ CAM CONTASI interior and exterior glazing gasket
800 304	3L 3H	KANAL KAPATMA CONTASI channel closing gasket
800 310	6L 14H	FİRÇA FITİL brush gasket
800 431	4H	BİNİ CONTASI overlap gasket

AKSESUAR LİSTESİ-ACCESSORIES LIST

AKSESUAR ACCESSORIES	MİKTAR QUANTITY	MALZEME TANIMI MATERIAL DESCRIPTION
700 415	8tk	ALT ve ÜST KENET KAPAGI top and bottom cap plug for interlock
700 448	8ad	ALT ve ÜST SIZDIRMAZLIK tightness plug for single track rail
700 433	12ad	AYARLI RULMAN adjustable roller
700 459	24ad	KANAT SALLANTI ENGELLEME TAKOZU anti swing block for sash
700 413	8ad	KÖŞE BİRLEŞİM PVC TAKOZU corner assembly block for sash
700 427	16ad	KÖŞE BİRLEŞİM PVC TAKOZU corner assembly block for sash
700 421	4ad	TAKVİYELİ KENET PROFİLİALT ve ÜST KAPAGI pvc cap plug for reinforcement interlock
700 431	8ad	TAKVİYELİ KENET PROFİLİALT ve ÜST KAPAGI pvc cap plug for reinforcement interlock
700 419	4ad	TAKVİYELİ KENET PROFİLİALT ve ÜST KAPAGI pvc cap plug for reinforcement interlock
700 513	2ad	KANAT İÇİ GİZLİ STOPER hidden bumper for inside of the sash
700 473	4ad	STOPER bumper
700 356	4ad	KASA İÇİN ALUMİNYUM ONBAŞI aluminum corner angle for frame

1 KESİTİ
section 1

700 496	12ad	KASA KÖŞE-Frame corner
---------	------	------------------------

PROFİL KESİM LİSTESİ - PROFILE CUT LIST

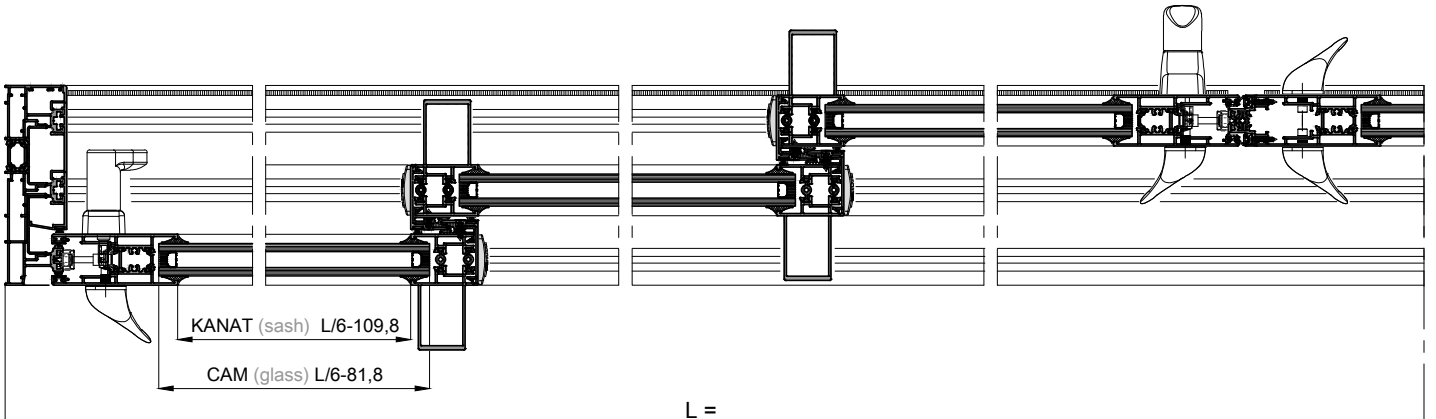
PRF KODU PRF. COD.	MİKTAR QUANTITY	PROFİL TANIMI PROFILE DESCRIPTION	KESİM ŞEKLİ SHAPE	KESİM ÖLÇÜSÜ SAWING LENGHT
P 1271	2ad	İKİ RAYLI KASA PROFİL Double Track Rail Profile		H
	2ad	İKİ RAYLI KASA PROFİL Double Track Rail Profile		L
P 1257	4ad	DÜŞEY KANAT PROFİLİ Vertical Sash Profile		H - 73
P 1261	8ad	TAKVİYELİ KENET PROFİLİ interlock profile with reinforcement		H - 73
P 1255 - P 1254	12ad	YATAY KANAT PROFİLİ Horizontal Sash Profile		L / 6 - 109,8
P 1275	2ad	KASA KAPATMA PROFİL Frame Closing Profile		H - 68
P 3008	1ad	Çift Kanat Adaptör Profili Double Sash Adepter Profile		H - 70
P 1283	8ad	Kenet Kapak Profil Interlock Cap Profile		H - 73
700 328	2ad	INOX RAY stainless steel rail		L-89
700 328	1ad	INOX RAY stainless steel rail		L-92

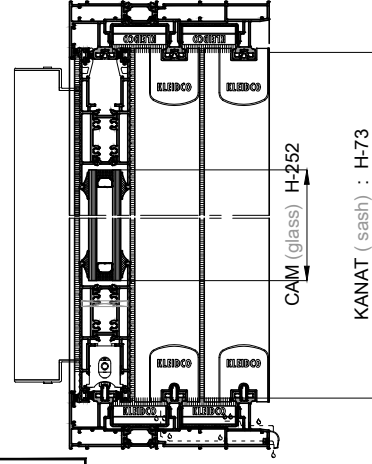
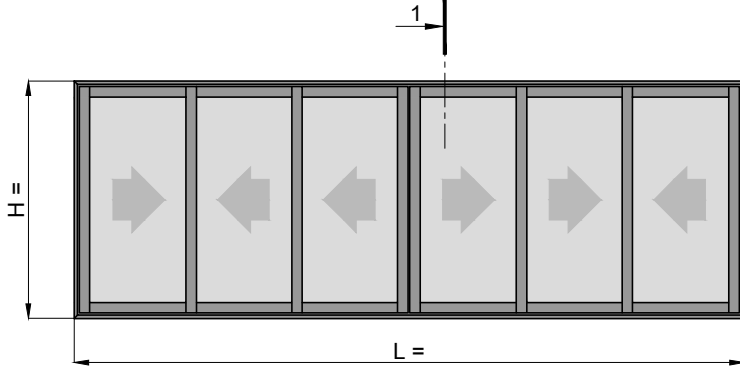
PVC PROFİL-PVC PROFILE

PVC KODU PVC COD.	MİKTAR QUANTITY	MALZEME TANIMI MATERIAL DESCRIPTION
600 416	4L 4H	KASA İÇİ U KANAL PROFİLİ pvc U channel for frame
600 419	8H	GENİŞ PVC KENET PROFİLİ pvc interlock for wide sash

CAM SİPARİŞİ- GLASS ORDER

MİKTAR QUANTITY	FORMÜLASYON FORMULA
6 ADET kanat camı 6 piece sash glass	L/6-81.8 X H-252





CONTA LİSTESİ-GASKET LIST

CONTA KODU GASKET COD.	MİKTAR QUANTITY	MALZEME TANIMI MATERIAL DESCRIPTION
800 254	8H	KENET CONTASI interlock gasket
800 302	4L 24H	İÇ ve DIŞ CAM CONTASI interior and exterior glazing gasket
800 304	3L 3H	KANAL KAPATMA CONTASI channel closing gasket
800 310	6L 14H	FİRÇA FITİL brush gasket
800 431	4H	BİNİ CONTASI overlap gasket

AKSESUAR LİSTESİ-ACCESSORIES LIST

AKSESUAR ACCESSORIES	MİKTAR QUANTITY	MALZEME TANIMI MATERIAL DESCRIPTION
700 415	8tk	ALT ve ÜST KENET KAPAGI top and bottom cap plug for interlock
700 448	8ad	ALT ve ÜST SIZDIRMAZLIK tightness plug for single track rail
700 433	12ad	AYARLI RULMAN adjustable roller
700 459	24ad	KANAT SALLANTI ENGELLEME TAKOZU anti swing block for sash
700 413	8ad	KÖŞE BİRLEŞİM PVC TAKOZU corner assembly block for sash
700 427	16ad	KÖŞE BİRLEŞİM PVC TAKOZU corner assembly block for sash
700 421	4ad	TAKVİYELİ KENET PROFİLİALT ve ÜST KAPAGI pvc cap plug for reinforcement interlock
700 431	4ad	TAKVİYELİ KENET PROFİLİALT ve ÜST KAPAGI pvc cap plug for reinforcement interlock
700 513	2ad	KANAT İÇİ GİZLİ STOPER hidden bumper for inside of the sash
700 473	4ad	STOPER bumper
700 356	4ad	KASA İÇİN ALUMİNYUM ONBAŞI aluminum corner angle for frame

1 KESİTİ section 1

700 496	12ad	KASA KÖŞE-Frame corner
---------	------	------------------------

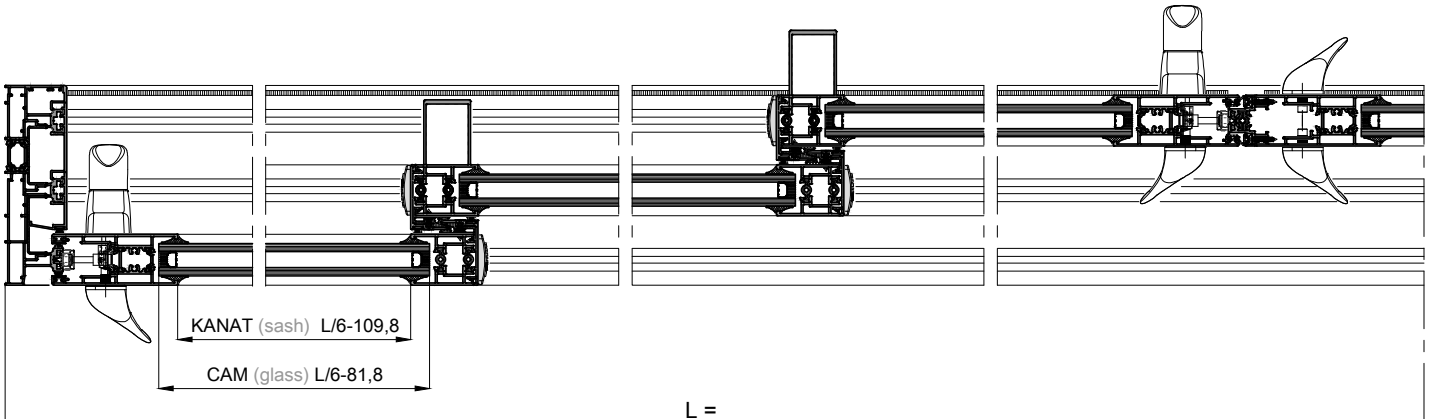
PRF KODU PRF. COD.	MİKTAR QUANTITY	PROFİL TANIMI PROFILE DESCRIPTION	KESİM ŞEKLİ SHAPE	KESİM ÖLÇÜSÜ SAWING LENGHT
P 1271	2ad	İKİ RAYLI KASA PROFİLİ Double Track Rail Profile		H
	2ad	İKİ RAYLI KASA PROFİLİ Double Track Rail Profile		L
P 1257	4ad	DÜŞEY KANAT PROFİLİ Vertical Sash Profile		H - 73
P 1261	4ad	TAKVİYELİ KENET PROFİLİ interlock profile with reinforcement		H - 73
P 1260	4ad	DÜŞEY KANAT PROFİLİ Vertical Sash Profile		H - 73
P 1255 - P 1254	12ad	YATAY KANAT PROFİLİ Horizontal Sash Profile		L / 6 - 109,8
P 1275	2ad	KASA KAPATMA PROFİLİ Frame Closing Profile		H - 68
P 3008	1ad	Çift Kanat Adaptör Profili Double Sash Adepter Profile		H - 70
P 1283	8ad	Kenet Kapak Profil Interlock Cap Profile		H - 73
700 328	2ad	INOX RAY stainless steel rail		L-89
700 328	1ad	INOX RAY stainless steel rail		L-92

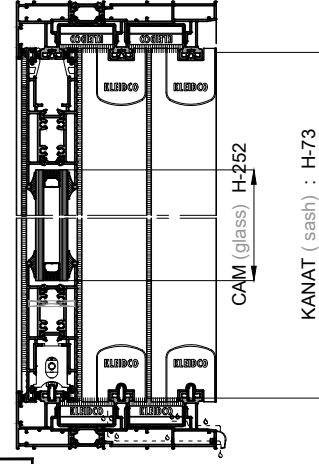
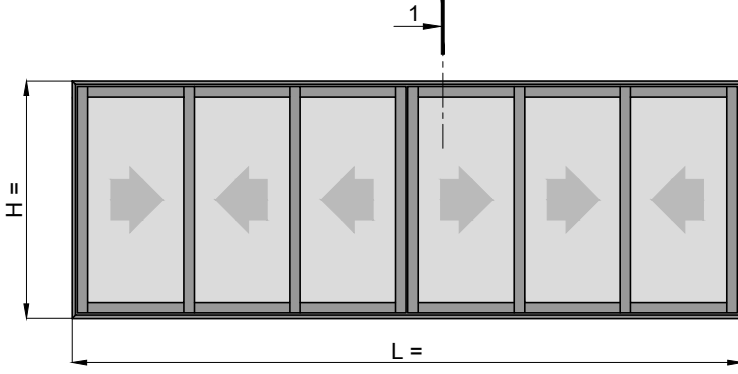
PVC PROFİL-PVC PROFILE

PVC KODU PVC COD.	MİKTAR QUANTITY	MALZEME TANIMI MATERIAL DESCRIPTION
600 416	4L 4H	KASA İÇİ U KANAL PROFİLİ pvc U channel for frame
600 419	8H	DAR PVC KENET PROFİLİ pvc interlock for slim sash

CAM SİPARİŞİ- GLASS ORDER

MİKTAR QUANTITY	FORMÜLASYON FORMULA
6 ADET kanat camı 6 piece sash glass	L/6-81,8 X H-252





1 KESİTİ
section 1

CONTA LİSTESİ-GASKET LİST

CONTA KODU GASKET COD.	MİKTAR QUANTITY	MALZEME TANIMI MATERIAL DESCRIPTION
800 254	4H	KENET CONTASI interlock gasket
800 302	4L 16H	İÇ ve DIŞ CAM CONTASI interior and exterior glazing gasket
800 304	2L 3H	KANAL KAPATMA CONTASI channel closing gasket
800 310	6L 14H	FİRÇA FİTİL brush gasket
800 431	4H	BİNİ CONTASI overlap gasket

AKSESUAR LİSTESİ-ACCESSORIES LİST

AKSESUAR ACCESSORIES	MİKTAR QUANTITY	MALZEME TANIMI MATERIAL DESCRIPTION
700 415	8tk	ALT ve ÜST KENET KAPAGI top and bottom cap plug for interlock
700 448	8ad	ALT ve ÜST SIZDIRMAZLIK tightness plug for single track rail
700 433	12ad	AYARLI RULMAN adjustable roller
700 459	24ad	KANAT SALLANTI ENGELLEME TAKOZU anti swing block for sash
700 413	8ad	KÖŞE BİRLEŞİM PVC TAKOZU corner assembly block for sash
700 427	16ad	KÖŞE BİRLEŞİM PVC TAKOZU corner assembly block for sash
700 513	2ad	KANAT İÇİ GİZLİ STOPER hidden bumper for inside of the sash
700 473	4ad	STOPER bumper
700 356	4ad	KASA İÇİN ALUMİNYUM ONBAŞI aluminum corner angle for frame

700 496	12ad	KASA KÖŞE-Frame corner
---------	------	------------------------

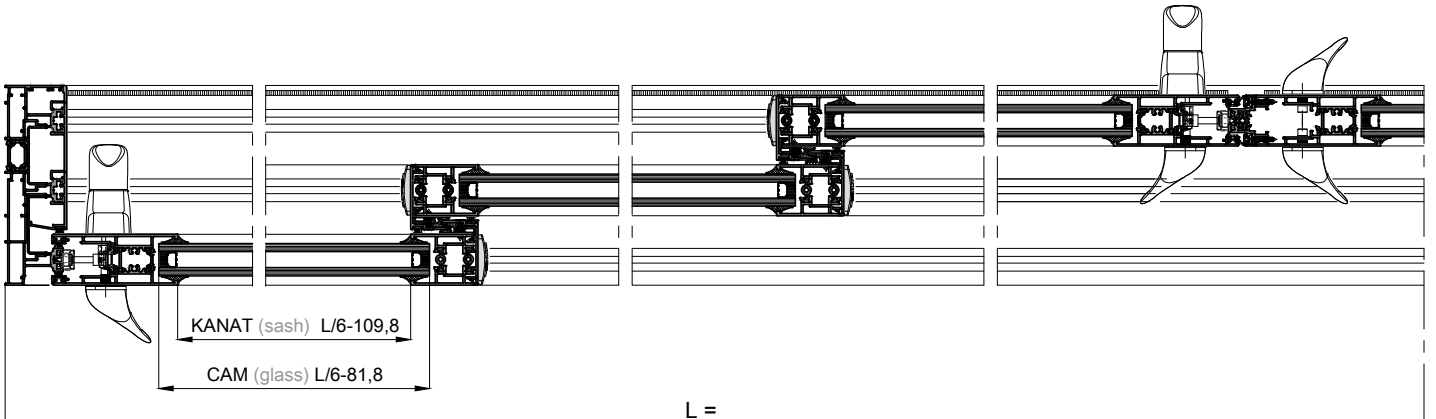
PRF KODU PRF. COD.	MİKTAR QUANTITY	PROFİL TANIMI PROFILE DESCRIPTION	KESİM ŞEKLİ SHAPE	KESİM ÖLÇÜSÜ SAWING LENGHT
P 1271	2ad	İKİ RAYLI KASA PROFİLİ Double Track Rail Profile		H
	2ad	İKİ RAYLI KASA PROFİLİ Double Track Rail Profile		L
P 1257	4ad	DÜŞEY KANAT PROFİLİ Vertical Sash Profile		H - 73
P 1260	8ad	DÜŞEY KANAT PROFİLİ Vertical Sash Profile		H - 73
P 1255 - P 1254	12ad	YATAY KANAT PROFİLİ Horizontal Sash Profile		L / 6 - 109,8
P 1275	2ad	KASA KAPATMA PROFİLİ Frame Closing Profile		H - 68
P 3008	1ad	Çift Kanat Adaptör Profili Double Sash Adapter Profile		H - 70
P 1283	8ad	Kenet Kapak Profil Interlock Cap Profile		H - 73
700 328	2ad	INOX RAY stainless steel rail		L-89
700 328	1ad	INOX RAY stainless steel rail		L-92

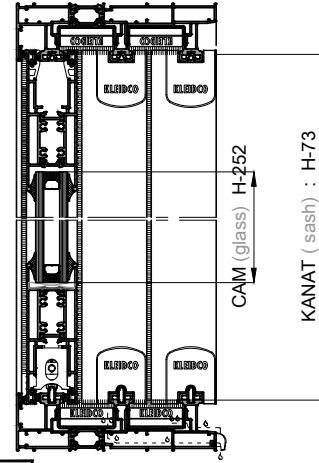
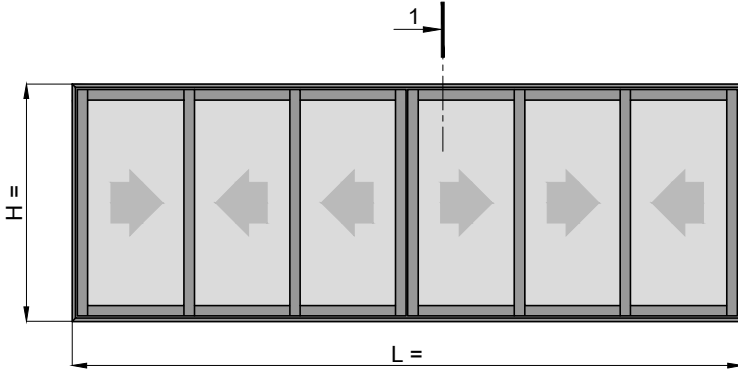
PVC PROFİL-PVC PROFILE

PVC KODU PVC COD.	MİKTAR QUANTITY	MALZEME TANIMI MATERIAL DESCRIPTION
600 416	4L	KASA İÇİ U KANAL PROFİLİ pvc U channel for frame
	4H	KASA İÇİ U KANAL PROFİLİ pvc U channel for frame
600 419	8H	DAR PVC KENET PROFİLİ pvc interlock for slim sash

CAM SİPARİŞİ- GLASS ORDER

MİKTAR QUANTITY	FORMÜLASYON FORMULA
6 ADET kanat camı 6 piece sash glass	L/6-81,8 X H-252





CONTA LİSTESİ-GASKET LİST

CONTA KODU GASKET COD.	MİKTAR QUANTITY	MALZEME TANIMI MATERIAL DESCRIPTION
800 254	8H	KENET CONTASI interlock gasket
800 302	4L 24H	İÇ ve DİŞ CAM CONTASI interior and exterior glazing gasket
800 304	3L 2H	KANAL KAPATMA CONTASI channel closing gasket
800 310	6L 14H	FİRÇA FITİL brush gasket
800 258	2H	KANAL KAPATMA CONTASI channel closing gasket
800 308	H	ÇİFT KANAT BİRLEŞİM CONTASI double sash meeting gasket
800 305	H	ÇİFT KANAT BİRLEŞİM CONTASI double sash meeting gasket
800 306	H	ÇİFT KANAT BİRLEŞİM CONTASI double sash meeting gasket
800 307	H	ÇİFT KANAT BİRLEŞİM CONTASI double sash meeting gasket

AKSESUAR LİSTESİ-ACCESSORIES LIST

AKSESUAR ACCESSORIES	MİKTAR QUANTITY	MALZEME TANIMI MATERIAL DESCRIPTION
700 415	8tk	ALT ve ÜST KENET KAPAGI top and bottom cap plug for interlock
700 448	8ad	ALT ve ÜST SIZDIRMAZLIK tightness plug for single track rail
700 433	12ad	AYARLI RULMAN adjustable roller
700 459	24ad	KANAT SALLANTI ENGELLEME TAKOZU anti swing block for sash
700 413	8ad	KÖŞE BİRLEŞİM PVC TAKOZU corner assembly block for sash
700 427	16ad	KÖŞE BİRLEŞİM PVC TAKOZU corner assembly block for sash
700 458	2ad	DİŞ-SOL KANAT ALT ÜST KAPAK SETİ top&bottom cap plug for outside-left sash
700 457	2ad	DİŞ-SAG KANAT ALT ÜST KAPAK SETİ top&bottom cap plug for outside-right sash
700 430	4ad	KÖŞE BİRLEŞİM PVC TAKOZU corner assembly block for sash
700 428	4ad	ALT ve ÜST KENET KAPAGI top and bottom cap plug for interlock
700 513	2ad	KANAT İÇİ GİZLİ STOPER hidden bumper for inside of the sash
700 473	4ad	STOPER bumper
700 356	4ad	KASA İÇİN ALUMİNYUM ONBAŞI aluminum corner angle for frame

1 KESİTİ section 1

700 496	12ad	KASA KÖŞE-Frame corner
---------	------	------------------------

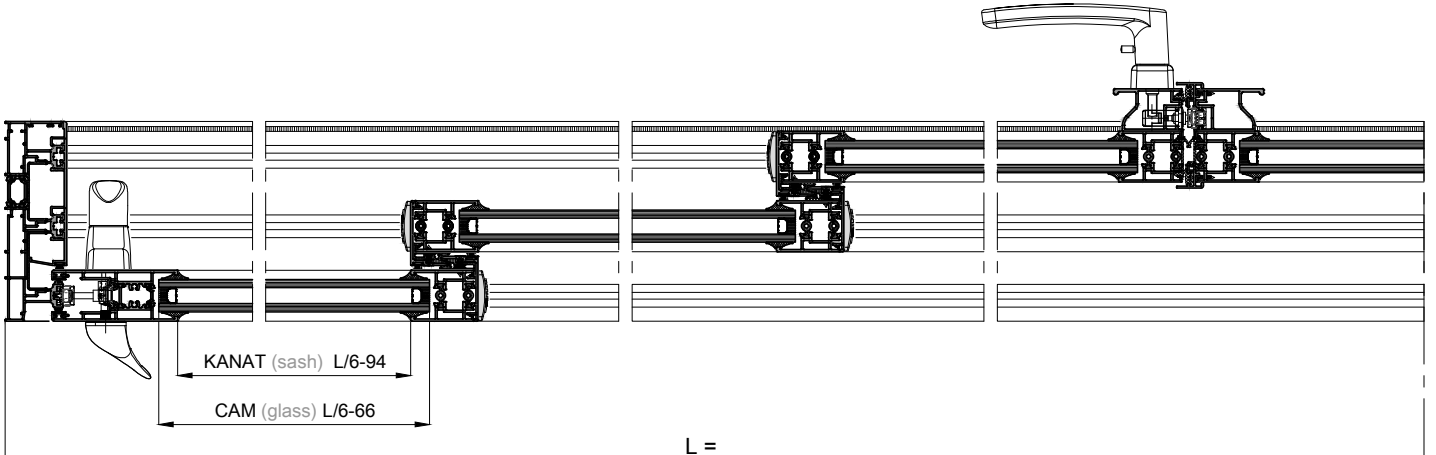
PRF KODU PRF. COD.	MİKTAR QUANTITY	PROFİL TANIMI PROFILE DESCRIPTION	KESİM ŞEKLİ SHAPE	KESİM ÖLÇÜSÜ SAWING LENGHT
P 1271	2ad	İKİ RAYLI KASA PROFİLİ Double Track Rail Profile		H
	2ad	İKİ RAYLI KASA PROFİLİ Double Track Rail Profile		L
P 1257	2ad	DÜŞEY KANAT PROFİLİ Vertical Sash Profile		H - 73
P 1260	8ad	DÜŞEY KANAT PROFİLİ Vertical Sash Profile		H - 73
P 1255 - P 1254	12ad	YATAY KANAT PROFİLİ Horizontal Sash Profile		L / 6 - 94
P 1275	2ad	KASA KAPATMA PROFİLİ Frame Closing Profile		H - 68
P 1265	2ad	Çift Kanat Adaptör Profili Double Sash Adepter Profile		H - 103
P 1266	1ad	Çift Kanat Adaptör Profili Double Sash Adepter Profile		H - 130
P 1266	1ad	Çift Kanat Adaptör Profili Double Sash Adepter Profile		H - 70
P 1283	8ad	Kenet Kapak Profil Interlock Cap Profile		H - 73
700 328	2ad	INOX RAY stainless steel rail		L-89
700 328	1ad	INOX RAY stainless steel rail		L-92

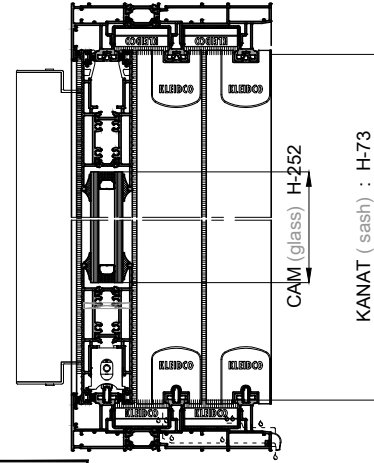
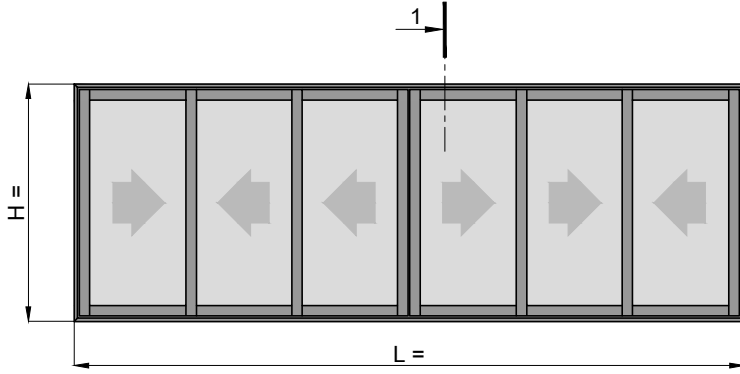
PVC PROFİL-PVC PROFILE

PVC KODU PVC COD.	MİKTAR QUANTITY	MALZEME TANIMI MATERIAL DESCRIPTION
600 416	4L	KASA İÇİ U KANAL PROFİLİ pvc U channel for frame
	4H	KASA İÇİ U KANAL PROFİLİ pvc U channel for frame
600 419	8H	DAR PVC KENET PROFİLİ pvc interlock for slim sash

CAM SİPARİŞİ- GLASS ORDER

MİKTAR QUANTITY	FORMÜLASYON FORMULA
6 ADET kanat camı 6 piece sash glass	L/6-66 X H-252





CONTA LİSTESİ-GASKET LİST

CONTA KODU GASKET COD.	MİKTAR QUANTITY	MALZEME TANIMI MATERIAL DESCRIPTION
800 254	8H	KENET CONTASI interlock gasket
800 302	4L 24H	İÇ ve DİŞ CAM CONTASI interior and exterior glazing gasket
800 304	3L 2H	KANAL KAPATMA CONTASI channel closing gasket
800 310	6L 14H	FİRÇA FITİL brush gasket
800 258	2H	KANAL KAPATMA CONTASI channel closing gasket
800 308	H	ÇİFT KANAT BİRLEŞİM CONTASI double sash meeting gasket
800 305	H	ÇİFT KANAT BİRLEŞİM CONTASI double sash meeting gasket
800 306	H	ÇİFT KANAT BİRLEŞİM CONTASI double sash meeting gasket
800 307	H	ÇİFT KANAT BİRLEŞİM CONTASI double sash meeting gasket

AKSESUAR LİSTESİ-ACCESSORIES LIST

AKSESUAR ACCESSORIES	MİKTAR QUANTITY	MALZEME TANIMI MATERIAL DESCRIPTION
700 415	8tk	ALT ve ÜST KENET KAPAGI top and bottom cap plug for interlock
700 448	8ad	ALT ve ÜST SIZDIRMAZLIK tightness plug for single track rail
700 433	12ad	AYARLI RULMAN adjustable roller
700 459	24ad	KANAT SALLANTI ENGELLEME TAKOZU anti swing block for sash
700 413	4ad	KÖŞE BİRLEŞİM PVC TAKOZU corner assembly block for sash
700 427	16ad	KÖŞE BİRLEŞİM PVC TAKOZU corner assembly block for sash
700 513	2ad	KANAT İÇİ GİZLİ STOPER hidden bumper for inside of the sash
700 473	4ad	STOPER bumper
700 356	4ad	KASA İÇİN ALUMİNYUM ONBAŞI aluminum corner angle for frame
700 458	2ad	DİŞ-SOL KANAT ALT ÜST KAPAK SETİ top&bottom cap plug for outside-left sash
700 457	2ad	DİŞ-SAG KANAT ALT ÜST KAPAK SETİ top&bottom cap plug for outside-right sash
700 428	4ad	ALT ve ÜST KENET KAPAGI top and bottom cap plug for interlock
700 421	4ad	TAKVİYELİ KENET PROFİLİALT ve ÜST KAPAGI pvc cap plug for reinforcement interlock
700 431	4ad	TAKVİYELİ KENET PROFİLİALT ve ÜST KAPAGI pvc cap plug for reinforcement interlock

1 KESİTİ section 1

700 496 12ad KASA KÖŞE-Frame corner

700 430 4ad KÖŞE BİRLEŞİM PVC TAKOZU
corner assembly block for sash

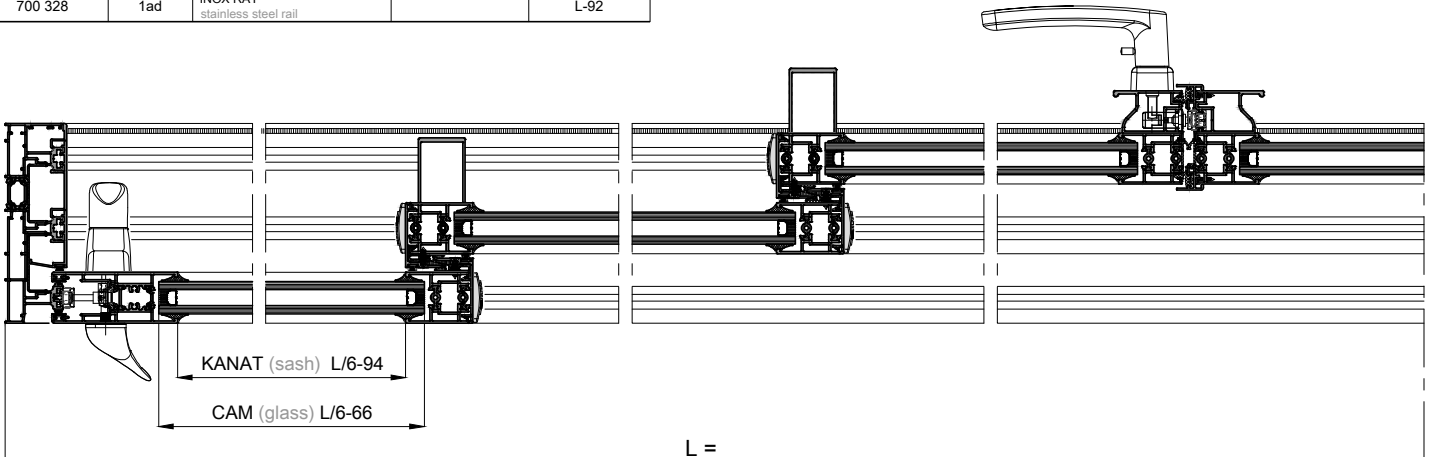
PRF KODU PRF. COD.	MİKTAR QUANTITY	PROFİL TANIMI PROFILE DESCRIPTION	KESİM ŞEKLİ SHAPE	KESİM ÖLÇÜSÜ SAWING LENGHT
P 1271	2ad	İKİ RAYLI KASA PROFİLİ Double Track Rail Profile		H
	2ad	İKİ RAYLI KASA PROFİLİ Double Track Rail Profile		L
P 1257	2ad	DÜŞEY KANAT PROFİLİ Vertical Sash Profile		H - 73
P 1260	4ad	DÜŞEY KANAT PROFİLİ Vertical Sash Profile		H - 73
P 1261	4ad	TAKVİYELİ KENET PROFİLİ interlock profile with reinforcement		H - 73
P 1255 - P 1254	12ad	YATAY KANAT PROFİLİ Horizontal Sash Profile		L / 6 - 94
P 1275	2ad	KASA KAPATMA PROFİLİ Frame Closing Profile		H - 68
P 1265	2ad	Çift Kanat Adaptör Profili Double Sash Adepter Profile		H - 103
P 1283	8ad	Kenet Kapak Profil Interlock Cap Profile		H - 73
P 1266	1ad	Çift Kanat Adaptör Profili Double Sash Adepter Profile		H - 130
P 1266	1ad	Çift Kanat Adaptör Profili Double Sash Adepter Profile		H - 70
700 328	2ad	INOX RAY stainless steel rail		L-89
700 328	1ad	INOX RAY stainless steel rail		L-92

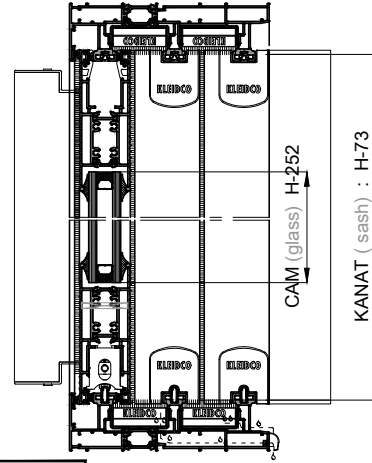
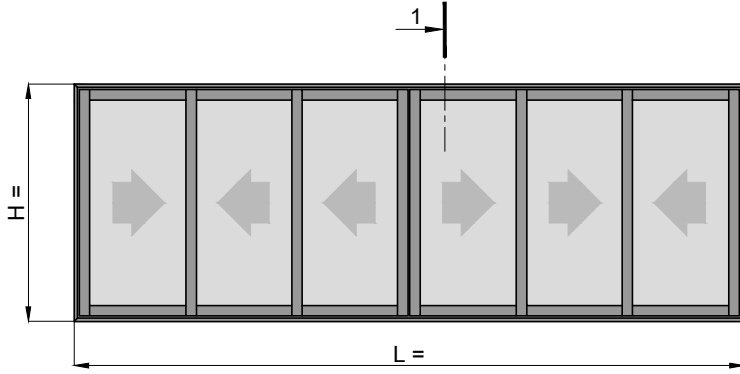
PVC PROFİL-PVC PROFILE

PVC KODU PVC COD.	MİKTAR QUANTITY	MALZEME TANIMI MATERIAL DESCRIPTION
600 416	4L 4H	KASA İÇİ U KANAL PROFİLİ pvc U channel for frame
600 419	8H	DAR PVC KENET PROFİLİ pvc interlock for slim sash

CAM SİPARİŞİ- GLASS ORDER

MİKTAR QUANTITY	FORMÜLASYON FORMULA
6 ADET kanat camı 6 piece sash glass	L/6-66 X H-252





CONTA LİSTESİ-GASKET LİST

CONTA KODU GASKET COD.	MİKTAR QUANTITY	MALZEME TANIMI MATERIAL DESCRIPTION
800 254	8H	KENET CONTASI interlock gasket
800 302	4L 24H	İÇ ve DİŞ CAM CONTASI interior and exterior glazing gasket
800 304	3L 2H	KANAL KAPATMA CONTASI channel closing gasket
800 310	6L 14H	FİRÇA FITİL brush gasket
800 258	2H	KANAL KAPATMA CONTASI channel closing gasket
800 308	H	ÇİFT KANAT BİRLEŞİM CONTASI double sash meeting gasket
800 305	H	ÇİFT KANAT BİRLEŞİM CONTASI double sash meeting gasket
800 306	H	ÇİFT KANAT BİRLEŞİM CONTASI double sash meeting gasket
800 307	H	ÇİFT KANAT BİRLEŞİM CONTASI double sash meeting gasket

AKSESUAR LİSTESİ-ACCESSORIES LIST

AKSESUAR ACCESSORIES	MİKTAR QUANTITY	MALZEME TANIMI MATERIAL DESCRIPTION
700 415	8tk	ALT ve ÜST KENET KAPAGI top and bottom cap plug for interlock
700 449	8ad	ALT ve ÜST SIZDIRMAZLIK tightness plug for single track rail
700 433	12ad	AYARLI RULMAN adjustable roller
700 459	24ad	KANAT SALLANTI ENGELLEME TAKOZU anti swing block for sash
700 413	4ad	KÖŞE BİRLEŞİM PVC TAKOZU corner assembly block for sash
700 427	16ad	KÖŞE BİRLEŞİM PVC TAKOZU corner assembly block for sash
700 513	2ad	KANAT İÇİ GİZLİ STOPER hidden bumper for inside of the sash
700 473	4ad	STOPER bumper
700 356	4ad	KASA İÇİN ALUMİNYUM ONBAŞI aluminum corner angle for frame
700 458	2ad	DİŞ-SOL KANAT ALT ÜST KAPAK SETİ top&bottom cap plug for outside-left sash
700 457	2ad	DİŞ-SAG KANAT ALT ÜST KAPAK SETİ top&bottom cap plug for outside-right sash
700 428	4ad	ALT ve ÜST KENET KAPAGI top and bottom cap plug for interlock
700 421	4ad	TAKYİYELİ KENET PROFİLİALT ve ÜST KAPAGI pvc cap plug for reinforcement interlock
700 431	8ad	TAKYİYELİ KENET PROFİLİALT ve ÜST KAPAGI pvc cap plug for reinforcement interlock

1 KESİTİ section 1

700 496	12ad	KASA KÖŞE-Frame corner
---------	------	------------------------

700 419	4ad	TAKYİYELİ KENET PROFİLİALT ve ÜST KAPAGI pvc cap plug for reinforcement interlock
700 430	4ad	KÖŞE BİRLEŞİM PVC TAKOZU corner assembly block for sash

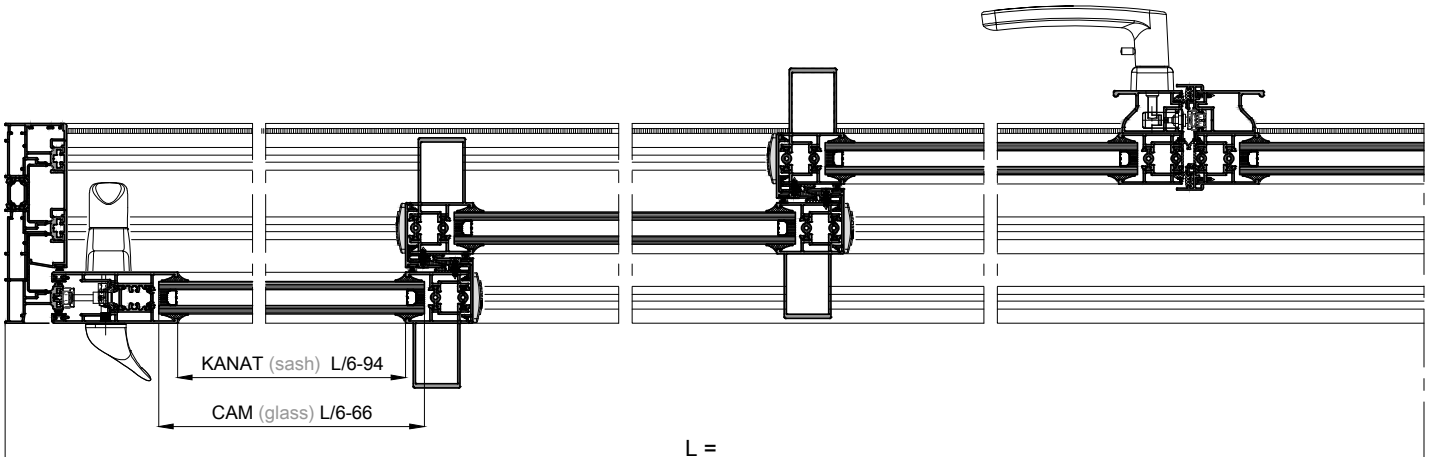
PRF KODU PRF. COD.	MİKTAR QUANTITY	PROFİL TANIMI PROFILE DESCRIPTION	KESİM ŞEKLİ SHAPE	KESİM ÖLÇÜSÜ SAWING LENGHT
P 1271	2ad	İKİ RAYLI KASA PROFİLİ Double Track Rail Profile		H
	2ad	İKİ RAYLI KASA PROFİLİ Double Track Rail Profile		L
P 1257	2ad	DÜŞEY KANAT PROFİLİ Vertical Sash Profile		H - 73
P 1261	8ad	TAKYİYELİ KENET PROFİLİ interlock profile with reinforcement		H - 73
P 1255 - P 1254	12ad	YATAY KANAT PROFİLİ Horizontal Sash Profile		L / 6 - 94
P 1275	2ad	KASA KAPATMA PROFİLİ Frame Closing Profile		H - 68
P 1265	2ad	Çift Kanat Adaptör Profili Double Sash Adepter Profile		H - 103
P 1283	8ad	Kenet Kapak Profil Interlock Cap Profile		H - 73
P 1266	1ad	Çift Kanat Adaptör Profili Double Sash Adepter Profile		H - 130
P 1266	1ad	Çift Kanat Adaptör Profili Double Sash Adepter Profile		H - 70
700 328	2ad	INOX RAY stainless steel rail		L-89
700 328	1ad	INOX RAY stainless steel rail		L-92

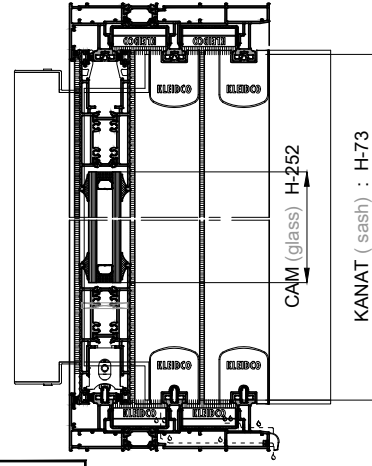
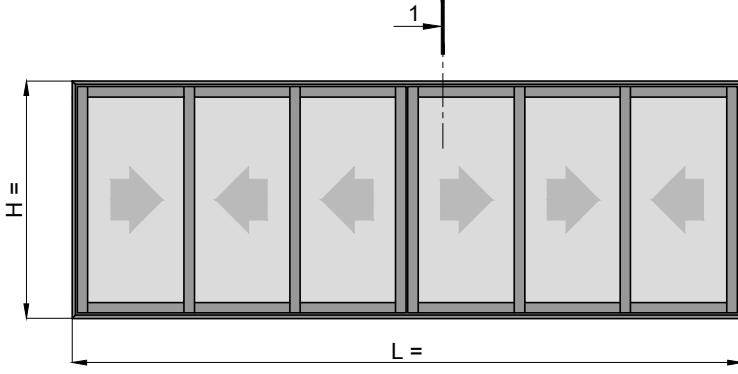
PVC PROFİL-PVC PROFILE

PVC KODU PVC COD.	MİKTAR QUANTITY	MALZEME TANIMI MATERIAL DESCRIPTION
600 416	4L 4H	KASA İÇİ U KANAL PROFİLİ pvc U channel for frame
600 419	8H	DAR PVC KENET PROFİLİ pvc interlock for slim sash

CAM SİPARİŞİ- GLASS ORDER

MİKTAR QUANTITY	FORMÜLASYON FORMULA
6 ADET kanat camı 6 piece sash glass	L/6-66 X H-252





CONTA LİSTESİ-GASKET LİST

CONTA KODU GASKET COD.	MİKTAR QUANTITY	MALZEME TANIMI MATERIAL DESCRIPTION
800 302	4L 24H	İÇ ve DIŞ CAM CONTASI interior and exterior glazing gasket
800 304	3L 3H	KANAL KAPATMA CONTASI channel closing gasket
800 310	6L 22H	FİRÇA FİTİL brush gasket
800 431	4H	BİNİ CONTASI overlap gasket

AKSESUAR LİSTESİ-ACCESSORIES LİST

AKSESUAR ACCESSORIES	MİKTAR QUANTITY	MALZEME TANIMI MATERIAL DESCRIPTION
700 415	8tk	ALT ve ÜST KENET KAPAGI top and bottom cap plug for interlock
700 449	8ad	ALT ve ÜST SIZDIRMAZLIK tightness plug for single track rail
700 433	12ad	AYARLI RULMAN adjustable roller
700 459	24ad	KANAT SALLANTI ENGELLEME TAKOZU anti swing block for sash
700 413	8ad	KÖŞE BİRLEŞİM PVC TAKOZU corner assembly block for sash
700 414	16ad	KÖŞE BİRLEŞİM PVC TAKOZU corner assembly block for sash
700 421	4ad	TAKVİYELİ KENET PROFİLİALT ve ÜST KAPAGI pvc cap plug for reinforcement interlock
700 431	8ad	TAKVİYELİ KENET PROFİLİALT ve ÜST KAPAGI pvc cap plug for reinforcement interlock
700 419	4ad	TAKVİYELİ KENET PROFİLİALT ve ÜST KAPAGI pvc cap plug for reinforcement interlock
700 513	2ad	KANAT İÇİ GİZLİ STOPER hidden bumper for inside of the sash
700 473	4ad	STOPER bumper
700 356	4ad	KASA İÇİN ALUMİNYUM ONBAŞI aluminum corner angle for frame

1 KESİTİ
section 1

700 496	12ad	KASA KÖŞE-Frame corner
---------	------	------------------------

PROFİL KESİM LİSTESİ - PROFILE CUT LİST

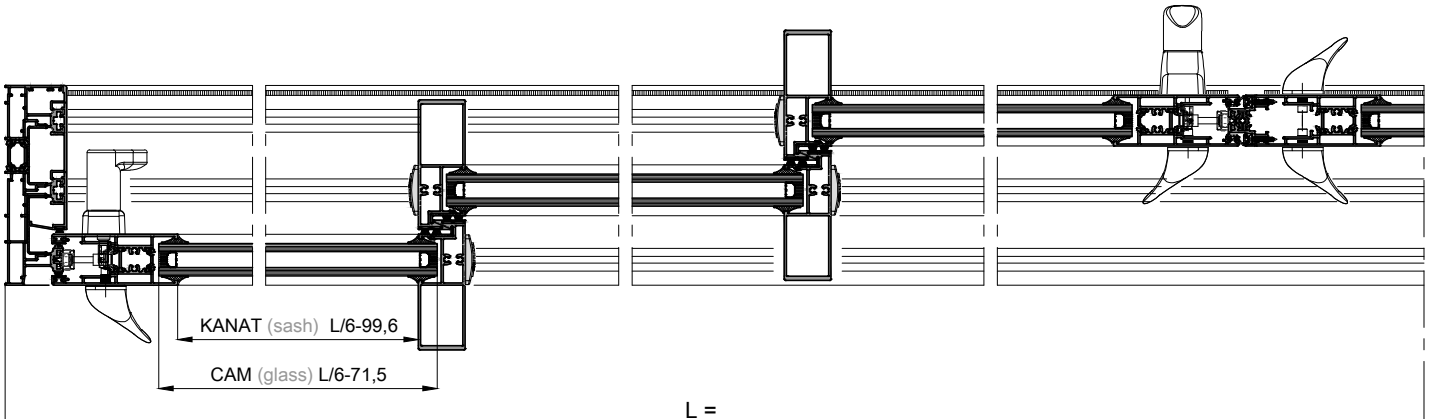
PRF KODU PRF. COD.	MİKTAR QUANTITY	PROFİL TANIMI PROFILE DESCRIPTION	KESİM ŞEKLİ SHAPE	KESİM ÖLÇÜSÜ SAWING LENGHT
P 1271	2ad	İKİ RAYLI KASA PROFİLİ Double Track Rail Profile		H
	2ad	İKİ RAYLI KASA PROFİLİ Double Track Rail Profile		L
P 1257	4ad	DÜŞEY KANAT PROFİLİ Vertical Sash Profile		H - 73
P 1259	8ad	TAKVİYELİ KENET PROFİLİ interlock profile with reinforcement		H - 73
P 1255 - P 1254	12ad	YATAY KANAT PROFİLİ Horizontal Sash Profile		L / 6 - 99,6
P 1275	2ad	KASA KAPATMA PROFİLİ Frame Closing Profile		H - 68
P 3008	1ad	Çift Kanat Adaptör Profili Double Sash Adapter Profile		H - 70
700 328	2ad	INOX RAY stainless steel rail		L-89
700 328	1ad	INOX RAY stainless steel rail		L-92

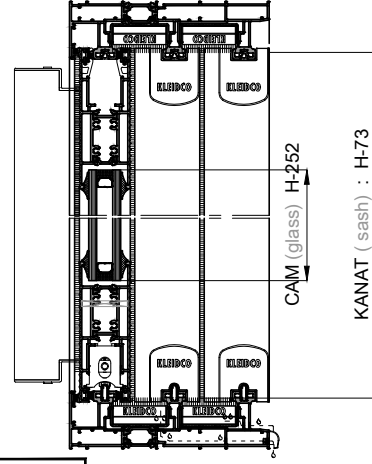
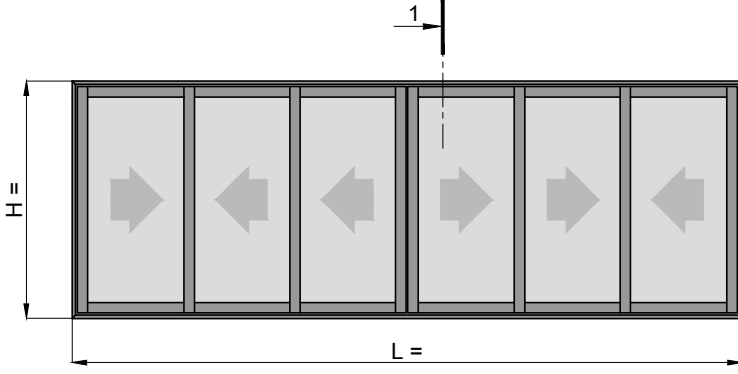
PVC PROFİL-PVC PROFILE

PVC KODU PVC COD.	MİKTAR QUANTITY	MALZEME TANIMI MATERIAL DESCRIPTION
600 416	4L	KASA İÇİ U KANAL PROFİLİ pvc U channel for frame
	4H	
600 420	8H	GENİŞ PVC KENET PROFİLİ pvc interlock for wide sash

CAM SİPARİŞİ- GLASS ORDER

MİKTAR QUANTITY	FORMÜLASYON FORMULA
6 ADET kanat camı 6 piece sash glass	L/6-71,5 X H-252





CONTA LİSTESİ-GASKET LİST

CONTA KODU GASKET COD.	MİKTAR QUANTITY	MALZEME TANIMI MATERIAL DESCRIPTION
800 302	4L 24H	İÇ ve DIŞ CAM CONTASI interior and exterior glazing gasket
800 304	3L 3H	KANAL KAPATMA CONTASI channel closing gasket
800 310	6L 22H	FİRÇA FİTİL brush gasket
800 431	4H	BİNİ CONTASI overlap gasket

AKSESUAR LİSTESİ-ACCESSORIES LIST

AKSESUAR ACCESSORIES	MİKTAR QUANTITY	MALZEME TANIMI MATERIAL DESCRIPTION
700 415	8tk	ALT ve ÜST KENET KAPAGI top and bottom cap plug for interlock
700 449	8ad	ALT ve ÜST SIZDIRMAZLIK tightness plug for single track rail
700 433	12ad	AYARLI RULMAN adjustable roller
700 459	24ad	KANAT SALLANTI ENGELLEME TAKOZU anti swing block for sash
700 413	8ad	KÖŞE BİRLEŞİM PVC TAKOZU corner assembly block for sash
700 414	16ad	KÖŞE BİRLEŞİM PVC TAKOZU corner assembly block for sash
700 421	4ad	TAKVİYELİ KENET PROFİLİALT ve ÜST KAPAGI pvc cap plug for reinforcement interlock
700 431	4ad	TAKVİYELİ KENET PROFİLİALT ve ÜST KAPAGI pvc cap plug for reinforcement interlock
700 513	2ad	KANAT İÇİ GİZLİ STOPER hidden bumper for inside of the sash
700 473	4ad	STOPER bumper
700 356	4ad	KASA İÇİN ALUMİNYUM ONBAŞI aluminum corner angle for frame

1 KESİTİ
section 1

700 496	12ad	KASA KÖŞE-Frame corner
---------	------	------------------------

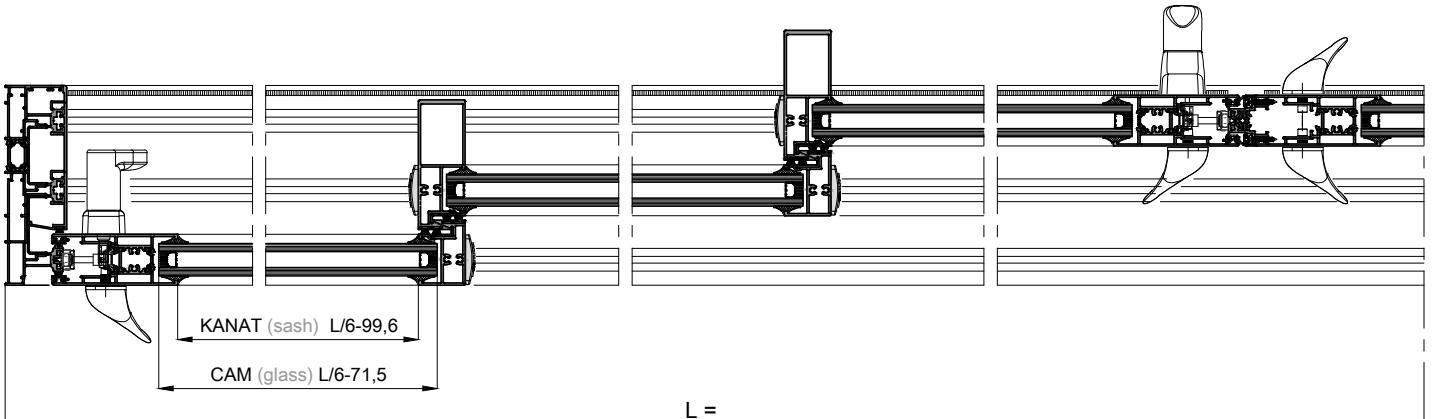
PRF KODU PRF. COD.	MİKTAR QUANTITY	PROFİL TANIMI PROFILE DESCRIPTION	KESİM ŞEKLİ SHAPE	KESİM ÖLÇÜSÜ SAWING LENGHT
P 1271	2ad	İKİ RAYLI KASA PROFİLİ Double Track Rail Profile		H
	2ad	İKİ RAYLI KASA PROFİLİ Double Track Rail Profile		L
P 1257	4ad	DÜŞEY KANAT PROFİLİ Vertical Sash Profile		H - 73
P 1259	4ad	TAKVİYELİ KENET PROFİLİ interlock profile with reinforcement		H - 73
P 1258	4ad	DÜŞEY KANAT PROFİLİ Vertical Sash Profile		H - 73
P 1255 - P 1254	12ad	YATAY KANAT PROFİLİ Horizontal Sash Profile		L / 6 - 99,6
P 1275	2ad	KASA KAPATMA PROFİLİ Frame Closing Profile		H - 68
P 3008	1ad	Çift Kanat Adaptör Profili Double Sash Adepter Profile		H - 70
700 328	2ad	INOX RAY stainless steel rail		L-89
700 328	1ad	INOX RAY stainless steel rail		L-92

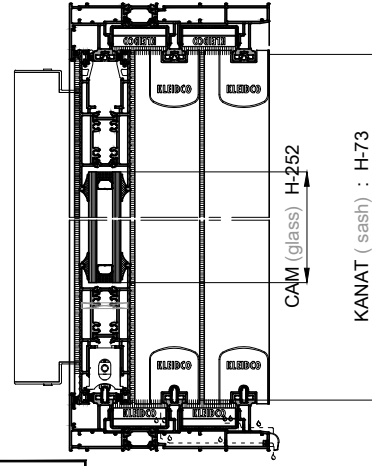
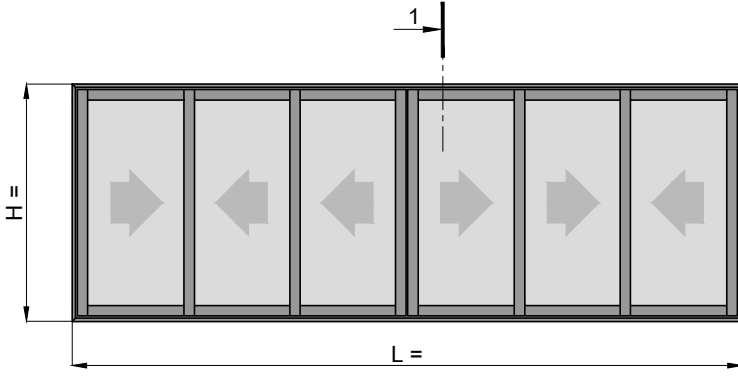
PVC PROFİL-PVC PROFILE

PVC KODU PVC COD.	MİKTAR QUANTITY	MALZEME TANIMI MATERIAL DESCRIPTION
600 416	4L 4H	KASA İÇİ U KANAL PROFİLİ pvc U channel for frame
600 420	8H	DAR PVC KENET PROFİLİ pvc interlock for slim sash

CAM SİPARİŞİ- GLASS ORDER

MİKTAR QUANTITY	FORMÜLASYON FORMULA
6 ADET kanat camı 6 piece sash glass	L/6-71,5 X H-252





CONTA LİSTESİ-GASKET LİST

CONTA KODU GASKET COD.	MİKTAR QUANTITY	MALZEME TANIMI MATERIAL DESCRIPTION
800 302	4L 24H	İÇ ve DIŞ CAM CONTASI interior and exterior glazing gasket
800 304	3L 3H	KANAL KAPATMA CONTASI channel closing gasket
800 310	6L 22H	FİRÇA FİTİL brush gasket
800 431	4H	BİNİ CONTASI overlap gasket

AKSESUAR LİSTESİ-ACCESSORIES LIST

AKSESUAR ACCESSORIES	MİKTAR QUANTITY	MALZEME TANIMI MATERIAL DESCRIPTION
700 415	8tk	ALT ve ÜST KENET KAPAGI top and bottom cap plug for interlock
700 449	8ad	ALT ve ÜST SIZDIRMAZLIK tightness plug for single track rail
700 433	12ad	AYARLI RULMAN adjustable roller
700 459	24ad	KANAT SALLANTI ENGELLEME TAKOZU anti swing block for sash
700 413	8ad	KÖŞE BİRLEŞİM PVC TAKOZU corner assembly block for sash
700 414	16ad	KÖŞE BİRLEŞİM PVC TAKOZU corner assembly block for sash
700 513	2ad	KANAT İÇİ GİZLİ STOPER hidden bumper for inside of the sash
700 473	4ad	STOPER bumper
700 356	4ad	KASA İÇİN ALUMİNYUM ONBAŞI aluminum corner angle for frame

1 KESİTİ
section 1

700 496	12ad	KASA KÖŞE-Frame corner
---------	------	------------------------

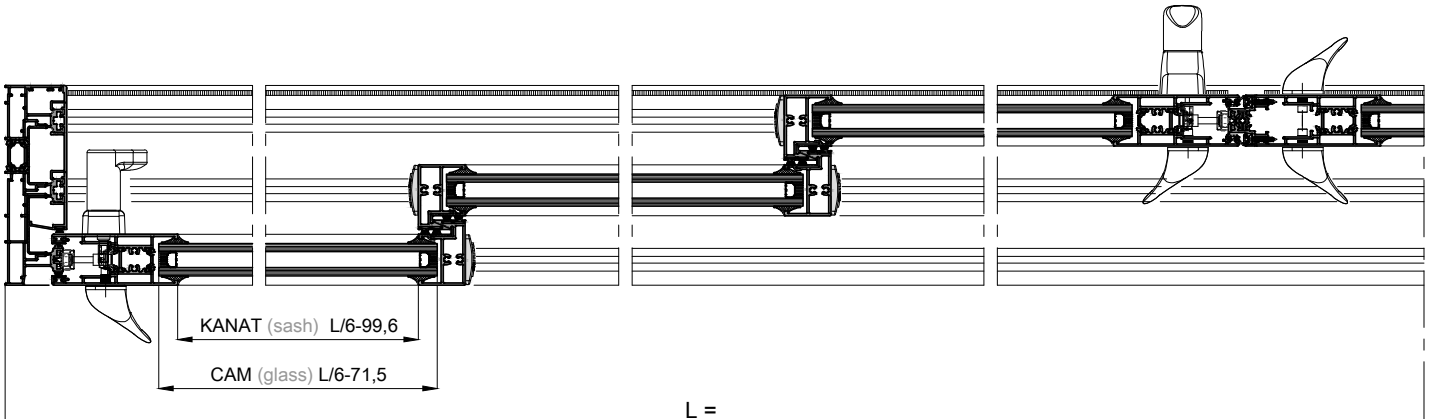
PRF KODU PRF. COD.	MİKTAR QUANTITY	PROFİL TANIMI PROFILE DESCRIPTION	KESİM ŞEKLİ SHAPE	KESİM ÖLÇÜSÜ SAWING LENGHT
P 1271	2ad	İKİ RAYLI KASA PROFİL Double Track Rail Profile		H
	2ad	İKİ RAYLI KASA PROFİL Double Track Rail Profile		L
P 1257	4ad	DÜŞEY KANAT PROFİLİ Vertical Sash Profile		H - 73
P 1258	8ad	DÜŞEY KANAT PROFİLİ Vertical Sash Profile		H - 73
P 1255 - P 1254	12ad	YATAY KANAT PROFİLİ Horizontal Sash Profile		L / 6 - 99,6
P 1275	2ad	KASA KAPATMA PROFİL Frame Closing Profile		H - 68
P 3008	1ad	Çift Kanat Adaptör Profili Double Sash Adapter Profile		H - 70
700 328	1ad	INOX RAY stainless steel rail		L-92
700 328	2ad	INOX RAY stainless steel rail		L-89

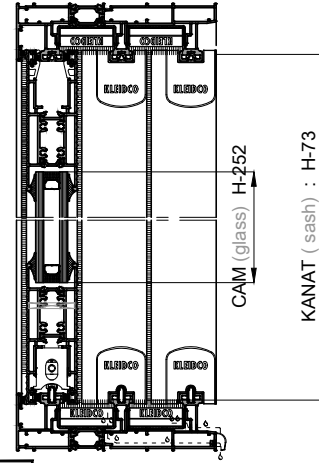
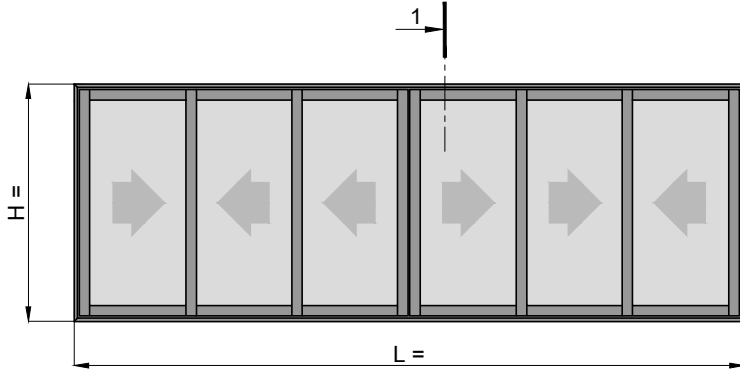
PVC PROFİL-PVC PROFILE

PVC KODU PVC COD.	MİKTAR QUANTITY	MALZEME TANIMI MATERIAL DESCRIPTION
600 416	4L 4H	KASA İÇİ U KANAL PROFİLİ pvc U channel for frame
600 420	8H	DAR PVC KENET PROFİLİ pvc interlock for slim sash

CAM SİPARİŞİ- GLASS ORDER

MİKTAR QUANTITY	FORMÜLASYON FORMULA
6 ADET kanat camı 6 piece sash glass	L/6-71,5 X H-252





CONTA LİSTESİ-GASKET LİST

CONTA KODU GASKET COD.	MİKTAR QUANTITY	MALZEME TANIMI MATERIAL DESCRIPTION
800 302	4L 24H	İÇ ve DIŞ CAM CONTASI interior and exterior glazing gasket
800 304	3L 2H	KANAL KAPATMA CONTASI channel closing gasket
800 310	6L 22H	FİRÇA FİTİL brush gasket
800 258	2H	KANAL KAPATMA CONTASI channel closing gasket
800 308	H	ÇİFT KANAT BİRLEŞİM CONTASI double sash meeting gasket
800 305	H	ÇİFT KANAT BİRLEŞİM CONTASI double sash meeting gasket
800 306	H	ÇİFT KANAT BİRLEŞİM CONTASI double sash meeting gasket
800 307	H	ÇİFT KANAT BİRLEŞİM CONTASI double sash meeting gasket

AKSESUAR LİSTESİ-ACCESSORIES LIST

AKSESUAR ACCESSORIES	MİKTAR QUANTITY	MALZEME TANIMI MATERIAL DESCRIPTION
700 415	8tk	ALT ve ÜST KENET KAPAGI top and bottom cap plug for interlock
700 449	8ad	ALT ve ÜST SIZDIRMAZLIK tightness plug for single track rail
700 433	12ad	AYARLI RULMAN adjustable roller
700 459	24ad	KANAT SALLANTI ENGELLEME TAKOZU anti swing block for sash
700 413	4ad	KÖŞE BİRLEŞİM PVC TAKOZU corner assembly block for sash
700 414	16ad	KÖŞE BİRLEŞİM PVC TAKOZU corner assembly block for sash
700 513	2ad	KANAT İÇİ GİZLİ STOPER hidden bumper for inside of the sash
700 473	4ad	STOPER bumper
700 356	4ad	KASA İÇİN ALUMİNYUM ONBAŞI aluminum corner angle for frame
700 458	2ad	DIŞ-SOL KANAT ALT ÜST KAPAK SETİ top&bottom cap plug for outside-left sash
700 457	2ad	DIŞ-SAG KANAT ALT ÜST KAPAK SETİ top&bottom cap plug for outside-right sash
700 430	4ad	KÖŞE BİRLEŞİM PVC TAKOZU corner assembly block for sash
700 428	4ad	ALT ve ÜST KENET KAPAGI top and bottom cap plug for interlock

1 KESİTİ section 1

700 496	12ad	KASA KÖŞE-Frame corner
---------	------	------------------------

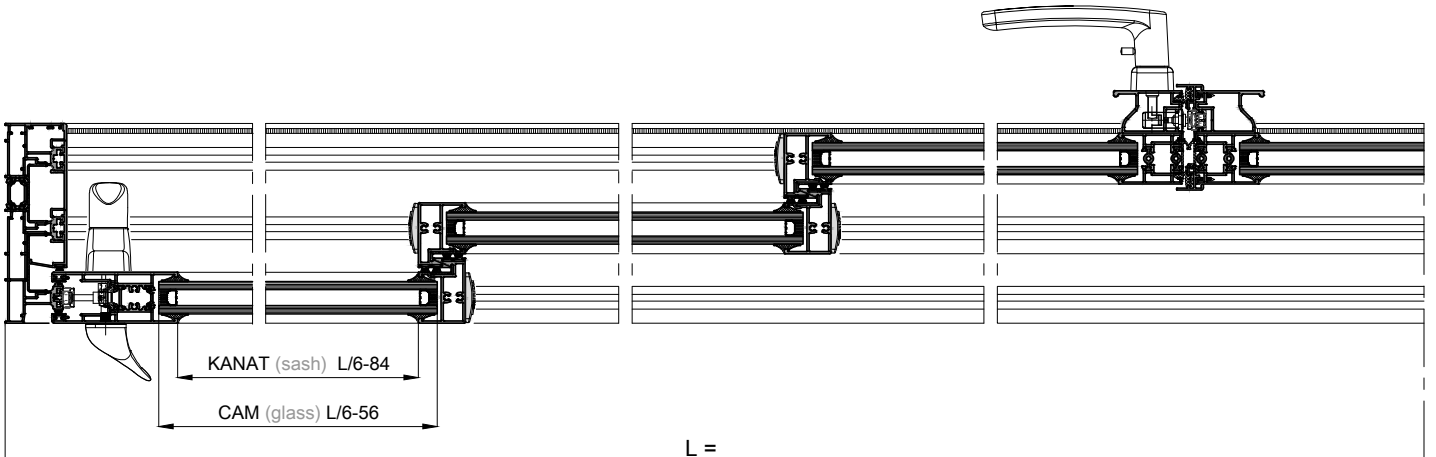
PRF KODU PRF. COD.	MİKTAR QUANTITY	PROFİL TANIMI PROFILE DESCRIPTION	KESİM ŞEKLİ SHAPE	KESİM ÖLÇÜSÜ SAWING LENGHT
P 1271	2ad	İKİ RAYLI KASA PROFİL Double Track Rail Profile		H
	2ad	İKİ RAYLI KASA PROFİL Double Track Rail Profile		L
P 1257	2ad	DÜŞEY KANAT PROFİLİ Vertical Sash Profile		H - 73
P 1258	8ad	TAKVİYELİ KENET PROFİLİ interlock profile with reinforcement		H - 73
P 1255 - P 1254	12ad	YATAY KANAT PROFİLİ Horizontal Sash Profile		L / 6 - 84
P 1275	2ad	KASA KAPATMA PROFİL Frame Closing Profile		H - 68
P 1265	2ad	Çift Kanat Adaptör Profili Double Sash Adepter Profile		H - 103
P 1266	1ad	Çift Kanat Adaptör Profili Double Sash Adepter Profile		H - 130
P 1266	1ad	Çift Kanat Adaptör Profili Double Sash Adepter Profile		H - 70
700 328	1ad	INOX RAY stainless steel rail		L-92
700 328	2ad	INOX RAY stainless steel rail		L-89

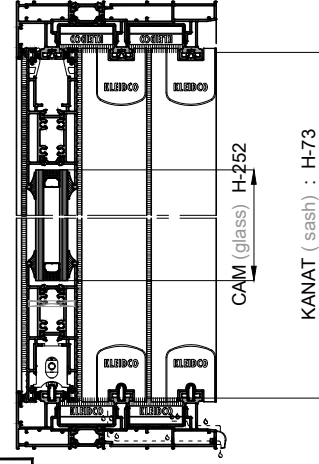
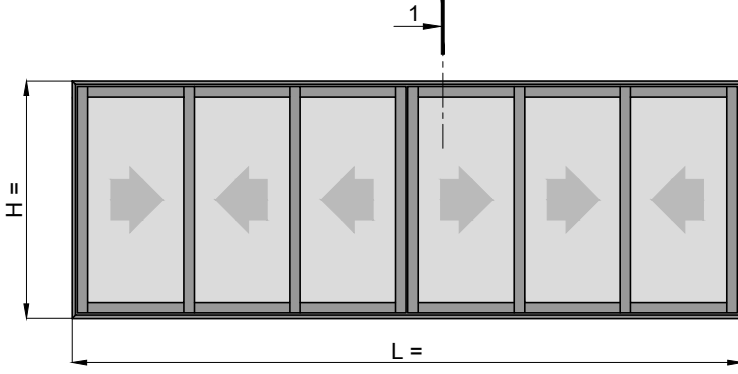
PVC PROFİL-PVC PROFILE

PVC KODU PVC COD.	MİKTAR QUANTITY	MALZEME TANIMI MATERIAL DESCRIPTION
600 416	4L 4H	KASA İÇİ U KANAL PROFİLİ pvc U channel for frame
600 420	8H	DAR PVC KENET PROFİLİ pvc interlock for slim sash

CAM SİPARİŞİ- GLASS ORDER

MİKTAR QUANTITY	FORMÜLASYON FORMULA
6 ADET kanat camı 6 piece sash glass	L/6-56 X H-252





CONTA LİSTESİ-GASKET LİST

CONTA KODU GASKET COD.	MİKTAR QUANTITY	MALZEME TANIMI MATERIAL DESCRIPTION
800 302	4L 24H	İÇ ve DİŞ CAM CONTASI interior and exterior glazing gasket
800 304	3L 2H	KANAL KAPATMA CONTASI channel closing gasket
800 310	6L 22H	FİRÇA FİTİL brush gasket
800 258	2H	KANAL KAPATMA CONTASI channel closing gasket
800 308	H	ÇİFT KANAT BİRLEŞİM CONTASI double sash meeting gasket
800 305	H	ÇİFT KANAT BİRLEŞİM CONTASI double sash meeting gasket
800 306	H	ÇİFT KANAT BİRLEŞİM CONTASI double sash meeting gasket
800 307	H	ÇİFT KANAT BİRLEŞİM CONTASI double sash meeting gasket

AKSESUAR LİSTESİ-ACCESSORIES LİST

AKSESUAR ACCESSORIES	MİKTAR QUANTITY	MALZEME TANIMI MATERIAL DESCRIPTION
700 415	8tk	ALT ve ÜST KENET KAPAGI top and bottom cap plug for interlock
700 449	8ad	ALT ve ÜST SIZDIRMAZLIK tightness plug for single track rail
700 433	12ad	AYARLI RULMAN adjustable roller
700 459	24ad	KANAT SALLANTI ENGELLEME TAKOZU anti swing block for sash
700 413	4ad	KÖŞE BİRLEŞİM PVC TAKOZU corner assembly block for sash
700 414	16ad	KÖŞE BİRLEŞİM PVC TAKOZU corner assembly block for sash
700 513	2ad	KANAT İÇİ GİZLİ STOPER hidden bumper for inside of the sash
700 473	4ad	STOPER bumper
700 356	4ad	KASA İÇİN ALUMİNYUM ONBAŞI aluminum corner angle for frame
700 458	2ad	DİŞ-SOL KANAT ALT ÜST KAPAK SETİ top&bottom cap plug for outside-left sash
700 457	2ad	DİŞ-SAG KANAT ALT ÜST KAPAK SETİ top&bottom cap plug for outside-right sash
700 430	4ad	KÖŞE BİRLEŞİM PVC TAKOZU corner assembly block for sash
700 452	4ad	ALT ve ÜST KENET KAPAGI top and bottom cap plug for interlock

1 KESİTİ section 1

700 496	12ad	KASA KÖŞE-Frame corner
---------	------	------------------------


PRF KODU PRF. COD.	MİKTAR QUANTITY	PROFİL TANIMI PROFILE DESCRIPTION	KESİM ŞEKLİ SHAPE	KESİM ÖLÇÜSÜ SAWING LENGHT
P 1271	2ad	İKİ RAYLI KASA PROFİL Double Track Rail Profile		H
	2ad	İKİ RAYLI KASA PROFİL Double Track Rail Profile		L
P 1257	2ad	DÜŞEY KANAT PROFİLİ Vertical Sash Profile		H - 73
P 1258	8ad	DÜŞEY KANAT PROFİLİ Vertical Sash Profile		H - 73
P 1260	2ad	DÜŞEY KANAT PROFİLİ Vertical Sash Profile		H - 73
P 1255 - P 1254	12ad	YATAY KANAT PROFİLİ Horizontal Sash Profile		L / 6 - 84
P 1276	2ad	KASA KAPATMA PROFİLİ Frame Closing Profile		H - 68
P 1265	2ad	Çift Kanat Adaptör Profili Double Sash Adepter Profile		H - 133
P 1266	1ad	Çift Kanat Adaptör Profili Double Sash Adepter Profile		H - 130
P 1266	1ad	Çift Kanat Adaptör Profili Double Sash Adepter Profile		H - 70
700 328	1ad	INOX RAY stainless steel rail		L-92
700 328	2ad	INOX RAY stainless steel rail		L-89

PVC PROFİL-PVC PROFILE

PVC KODU PVC COD.	MİKTAR QUANTITY	MALZEME TANIMI MATERIAL DESCRIPTION
600 416	4L 4H	KASA İÇİ U KANAL PROFİLİ pvc U channel for frame
600 420	8H	DAR PVC KENET PROFİLİ pvc interlock for slim sash

CAM SİPARİŞİ- GLASS ORDER

MİKTAR QUANTITY	FORMÜLASYON FORMULA
6 ADET kanat camı 6 piece sash glass	L/6-56 X H-252



L =