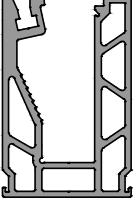






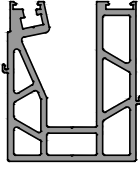


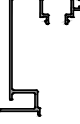
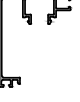

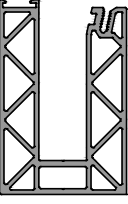





## KORKULUK SİSTEMLER RAILING SYSTEMS


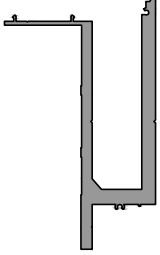
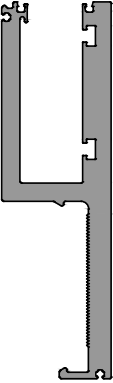


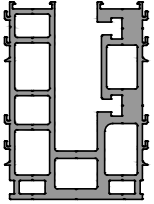
<b>A</b>	ALUMİNYUM PROFİLLER ALUMINIUM PROFILES .....	A-01 / A-08
<b>B</b>	CONTALAR GASKETS .....	B-01 / B-03
<b>C</b>	AKSESUARLAR ACCESSORIES .....	C-01 / C-04
<b>D</b>	TAM ÖLÇEKLİ PROFİLLER FULL SCALE PROFILES.....	D-01 / D-17
<b>E</b>	PRENSİP SİSTEM DETAYLARI VE ÜRETİM TALİMATLARI PRINCIPAL SECTIONS and MANUFACTURING INSTRUCTIONS .....	E-01 / E-60











KORKULUK SİSTEMLER  
RAILING SYSTEMS






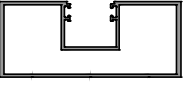
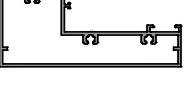



ALUMİNYUM PROFİLLER  
ALUMINIUM PROFILES









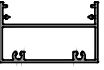

PROFİL ŞEKLİ PROFILE SECTION	PROFİL ADI PROFILE NO	KALIP KODU DIE NO	PROFİL TANIMI PROFILE DESCRIPTION	AĞIRLIK WEIGHT
	P 1655	15911	CAM TUTUCU PROFİL Glass Holder Profile	9,145kg/mt
	P 1657	15914	KAPAK PROFİLİ Cover profile	0,780kg/mt
	P 1656	15913	KAPAK PROFİLİ Cover profile	0,815kg/mt
	P 1658	15912	Cam sabitleme Profili Glass fixing Profile	1,850kg/mt
	P 1660	8959	KÜPEŞTE PROFİLİ balustrade profile	0,890kg/mt
	P 1661	9949	KÜPEŞTE U PROFİLİ balustrade U profile	0,375kg/mt
	P 1659	12439	KÜPEŞTE U PROFİLİ balustrade U profile	1,060kg/mt
	P 3014	15028	CAM TUTUCU PROFİL Glass Holder Profile	7,315kg/mt

PROFİL ŞEKLİ PROFILE SECTION	PROFİL ADI PROFILE NO	KALIP KODU DIE NO	PROFİL TANIMI PROFILE DESCRIPTION	AĞIRLIK WEIGHT
	P 3016	15030	KAPAK PROFİLİ Cover profile	0,930kg/mt
	P 3015	15031	KAPAK PROFİLİ Cover profile	0,730kg/mt
	P 3017	15029	CAM SABİTLEME PROFİLİ Glass fixing Profile	1,310kg/mt
	P 3026	18613	CAM TUTUCU PROFİL Glass Holder Profile	7,985kg/mt
	P 3027	18615	KAPAK PROFİLİ Cover profile	0,650kg/mt
	P 3028	18364	CAM SABİTLEME PROFİLİ Glass fixing Profile	0,845kg/mt
	P 3025	18614	KAPAK PROFİLİ Cover profile	1,220kg/mt
	P 3029	19394	KAPAK PROFİLİ Cover profile	1,110kg/mt
	P 3030	19397	KÜPEŞTE U PROFİLİ balustrade U profile	0,855kg/mt

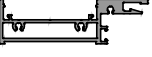
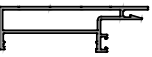




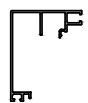

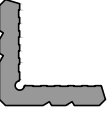

PROFİL ŞEKLİ PROFILE SECTION	PROFİL ADI PROFILE NO	KALIP KODU DIE NO	PROFİL TANIMI PROFILE DESCRIPTION	AĞIRLIK WEIGHT
	P 3031	13053	KAPAK PROFİLİ Cover profile	0,400kg/mt
	P 3032	13051	CAM TUTUCU PROFİL Glass Holder Profile	7,485kg/mt
	P 2207	19243	CAM TUTUCU PROFİL Glass Holder Profile	16,830kg/mt
	P 2206	19242	KAPAK PROFİLİ Cover profile	3,010kg/mt
	P 3033	13052	KAPAK PROFİLİ Cover profile	1,475kg/mt
	P 3034	14465	CAM TUTUCU PROFİL Glass Holder Profile	10,050kg/mt


PROFİL ŞEKLİ PROFILE SECTION	PROFİL ADI PROFILE NO	KALIP KODU DIE NO	PROFİL TANIMI PROFILE DESCRIPTION	AĞIRLIK WEIGHT
	P 3035	14466	KAPAK PROFİLİ Cover profile	0,585kg/mt
	P 3036	14467	CAM SABİTLEME PROFİLİ Glass fixing Profile	0,638kg/mt
	P 3037	12672	CAM TUTUCU PROFİL Glass Holder Profile	0,745kg/mt
	P 3038	12674	DİKEY PROFİLİ MULLION PROFİLE	2,100kg/mt
	P 3041	12673	KAPAK PROFİLİ Cover profile	1,335kg/mt
	P 3040	12675	KAPAK PROFİLİ Cover profile	0,683kg/mt
	P 3039	11508	KAPAK PROFİLİ Cover profile	0,080kg/mt
	P 3042	16352	DİKEY PROFİLİ MULLION PROFİLE	1,755kg/mt
	P 3043	16355	CAM TUTUCU PROFİL Glass Holder Profile	0,940kg/mt
	P 3044	16356	CAM TUTUCU PROFİL Glass Holder Profile	1,015kg/mt

PROFİL ŞEKLİ PROFILE SECTION	PROFİL ADI PROFILE NO	KALIP KODU DIE NO	PROFİL TANIMI PROFILE DESCRIPTION	AĞIRLIK WEIGHT
	P 3045	1328	ÜST EK YERİ PROFİLİ Top Additional Place Profile	0,240kg/mt
	P 3046	1320	ALT EK YERİ PROFİLİ Bottom Additional Place Profile	0,500kg/mt
	P 3047	16353	KAPAK ALTI PROFİLİ Cover Profile	1,050kg/mt
	P 3048	16354	KAPAK PROFİLİ Cover profile	0,683kg/mt
	P 3049	14308	KAPAK PROFİLİ Cover profile	0,150kg/mt
	P 3050	13251	Düşey Profili Mullion Profile	2,469kg/mt
	P 3051	13252	YATAY PROFİLİ Transom profile	2,187kg/mt
	P 3052	13253	KAPAK PROFİLİ Cover profile	0,144kg/mt
	P 3053	9073	ÇITA PROFİLİ Bead Profile	0,405kg/mt
	P 3054	18949	DÜŞEY PROFİLİ Mullion Profile	0,935kg/mt

PROFİL ŞEKLİ PROFILE SECTION	PROFİL ADI PROFILE NO	KALIP KODU DIE NO	PROFİL TANIMI PROFILE DESCRIPTION	AĞIRLIK WEIGHT
	P 3055	18950	DÜŞEY PROFİLİ Mullion Profile	0,545kg/mt
	P 3056	18948	KAPAK ALTI PROFİLİ Cover Profile	0,745kg/mt
	P 3057	18947	KAPAK PROFİLİ Cover Profile	0,490kg/mt
	P 3058	19395	DENİZLİK PROFİLİ Sill profile	0,650kg/mt
	P 3059	19396	EŞİK PROFİLİ Threshold profile	0,310kg/mt
	P 3060	19156	KAPAK PROFİLİ Cover Profile	0,635kg/mt
	P 2373	12045	KAPAK PROFİLİ Cover Profile	0,405kg/mt
	P 2369	18810	KUTU PROFİLİ Box Profile	1,145kg/mt
	P 2370	18811	KUTU PROFİLİ Box Profile	1,200kg/mt
	P 2374	11272	MONTAJ PROFİLİ Assembly Profile	0,560kg/mt

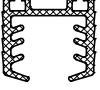
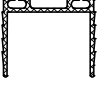




















PROFİL ŞEKLİ PROFILE SECTION	PROFİL ADI PROFILE NO	KALIP KODU DIE NO	PROFİL TANIMI PROFILE DESCRIPTION	AĞIRLIK WEIGHT
	P 3009	18450	ÜST KORKULUK PROFİLİ Top railing Profile	1,755kg/mt
	P 3010	18449	ALT KORKULUK PROFİLİ Bottom railing Profile	1,390kg/mt
	P 3013	18447	DÜŞEY PROFİLİ Mullion Profile	0,995kg/mt
	P 3011	18448	KAPAK PROFİLİ Cover Profile	0,310kg/mt
	P 3012	18453	KAPAK PROFİLİ Cover Profile	0,495kg/mt
	P 1324	10753	ÇITA PROFİLİ Bead Profile	0,210kg/mt
	P 3101	9577	KAPAK PROFİLİ Cover Profile	0,620kg/mt
	P 2208	19244	KÜPEŞTE U PROFİLİ Balustrade U Profile	0,855kg/mt
	P 1069	11652	13,2mm KÖŞE TAKOZ PROFİLİ 13,2mm corner cleat profile	4,200kg/mt
	P 1016	12254	15,7mm KÖŞE TAKOZ PROFİLİ 15,7mm corner cleat profile	4,910kg/mt

PROFİL ŞEKLİ PROFILE SECTION	PROFİL ADI PROFILE NO	KALIP KODU DIE NO	PROFİL TANIMI PROFILE DESCRIPTION	AĞIRLIK WEIGHT
	P 1595	15425	KORKULUK PROFİLİ railing Profile	1,460kg/mt

KORKULUK SİSTEMLER  
RAILING SYSTEMS

CONTALAR  
GASKETS

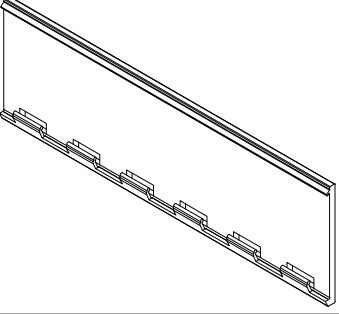
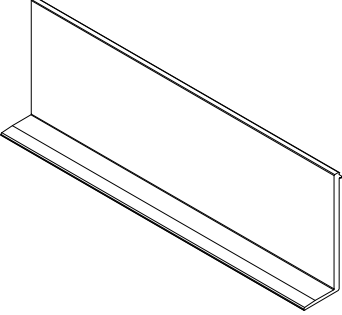
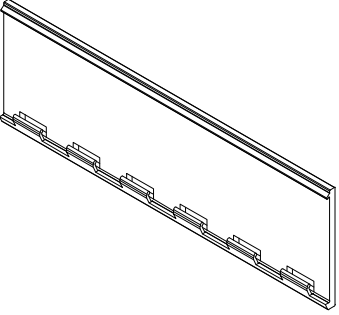
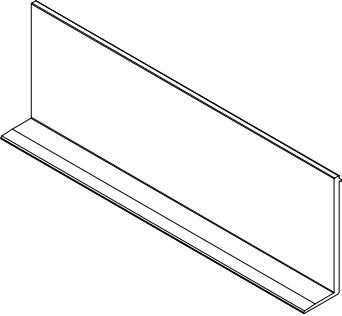
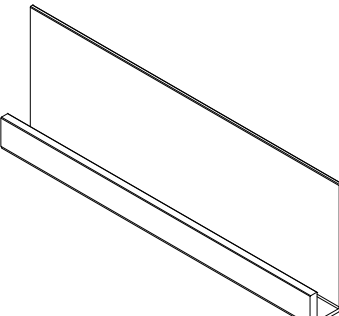
CONTA ŞEKLİ GASKET SECTION	CONTA KODU GASKET NO	MALZEME MATERIAL	CONTA TANIMI GASKET DESCRIPTION	PAKET PACKAGE
	800 444	EPDM	U CAM CONTASI u shape glazing gasket	70mt/pk 0,207kg/mt
	800 443	EPDM	U CAM CONTASI u shape glazing gasket	110mt/pk 0,105kg/mt
	800 441	EPDM	CAM CONTASI glazing gasket	330mt/pk 0,045kg/mt
	800 442	EPDM	CAM CONTASI glazing gasket	220mt/pk 0,070kg/mt
	800 326	EPDM	CAM CONTASI glazing gasket	250mt/pk 0,055kg/mt
	800 324	EPDM	KAPAK CONTASI cover gasket	250mt/pk 0,055kg/mt
	800 102	EPDM	CAM CONTASI glazing gasket	310mt/pk 0,047kg/mt
	800 110	EPDM	İÇ CAM CONTASI interior glazing gasket	80mt/pk 0,186kg/mt
	800 106	EPDM	CAM CONTASI glazing gasket	130mt/pk 0,115kg/mt
	800 107	EPDM	CAM CONTASI glazing gasket	200mt/pk 0,105kg/mt

CONTA ŞEKLİ GASKET SECTION	CONTA KODU GASKET NO	MALZEME MATERIAL	CONTA TANIMI GASKET DESCRIPTION	PAKET PACKAGE
	800 108	EPDM	CAM CONTASI glazing gasket	500mt/pk 0,015kg/mt
	800 109	EPDM	CAM CONTASI glazing gasket	225mt/pk 0,066kg/mt
	800 218	EPDM	DIŞ CAM CONTASI exterior glazing gasket	188mt/pk 0,069kg/mt
	800 439	EPDM	DERZ CONTASI plug gasket	85mt/pk 0,180kg/mt
	800 440	EPDM	DERZ CONTASI plug gasket	75mt/pk 0,202kg/mt
	800 615	EPDM	DIŞ CAM CONTASI exterior glazing gasket	136mt/pk 0,108kg/mt
	800 616	EPDM	İÇ CAM CONTASI interior glazing gasket	79mt/pk 0,186kg/mt
	800 617	EPDM	İÇ CAM CONTASI interior glazing gasket	72mt/pk 0,208kg/mt
	800 340	EPDM	3mm İÇ CAM CONTASI 3mm interior glazing gasket	238mt/paket 0,063kg/mt
	800 271	EPDM	6mm İÇ CAM CONTASI interior glazing gasket 6mm	192mt/pk 0,078kg/mt

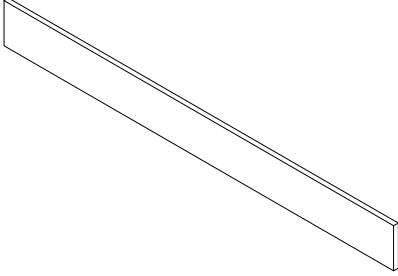
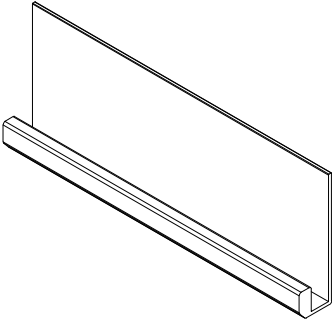
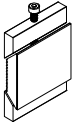
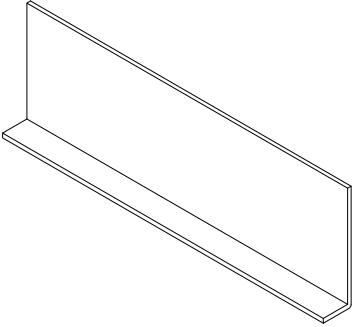
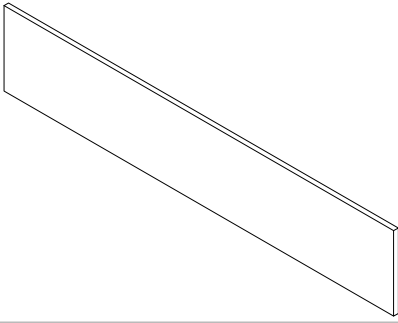

CONTA ŞEKLİ GASKET SECTION	CONTA KODU GASKET NO	MALZEME MATERIAL	CONTA TANIMI GASKET DESCRIPTION	PAKET PACKAGE
	800 277	EPDM	8mm İÇ CAM CONTASI interior glazing gasket 8mm	150mt/pk 0,100kg/mt
	800 278	EPDM	10mm İÇ CAM CONTASI interior glazing gasket 10mm	120mt/pk 0,125kg/mt
	800 356	EPDM	8mm İÇ CAM CONTASI 8mm interior glazing gasket	127mt/paket 0,118kg/mt

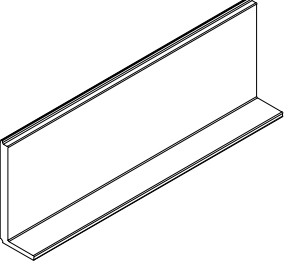





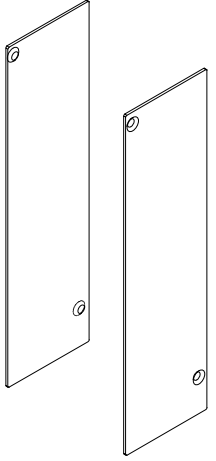
KORKULUK SİSTEMLER  
RAILING SYSTEMS

AKSESUARLAR  
ACCESSORIES

	AKSESUAR ACCESS. NO	AKSESUAR TANIMI ACCESSORIES DESCRIPTION	MİKTAR QUANTITY
	700 691	PVC CAM DESTEK PARÇA pvc glass support piece	20 adet/pieces
	702 694	PVC CAM DESTEK PARÇA pvc glass support piece	20 adet/pieces
	700 692	PVC CAM DESTEK PARÇA pvc glass support piece	20 adet/pieces
	700 693	PVC CAM DESTEK PARÇA pvc glass support piece	20 adet/pieces
	701 180	CAM DESTEK PARÇA glass support piece	20 adet/pieces



AKSESUAR ŞEKLİ ACCESSORIES SHAPE	AKSESUAR ACCESS. NO	AKSESUAR TANIMI ACCESSORIES DESCRIPTION	MİKTAR QUANTITY
	701 181	CAM DESTEK PARÇA glass support piece	20 adet/pieces
	702 294	CAM DESTEK PARÇA glass support piece	20 adet/pieces
	702 295	CAM SABİTLEME PARÇALARI Glass fixing Pieces	20 adet/pieces
	702 296	CAM DESTEK PARÇA glass support piece	20 adet/pieces
	702 297	CAM DESTEK PARÇA glass support piece	20 adet/pieces
	700 695	M8x20 INOX SETSCREW + M8 INOX SOMUN M8 inox nut	100 adet/pieces

AKSESUAR ŞEKLİ ACCESSORIES SHAPE	AKSESUAR ACCESS. NO	AKSESUAR TANIMI ACCESSORIES DESCRIPTION	MİKTAR QUANTITY
	701 062	CAM DESTEK PARÇA glass support piece	100 adet/pieces
	701 063	M8 INOX SOMUN+CİVATA+PVC KILIF m8 head nut + m8 bolt + pvc shoe (stainless steel)	100 adet/pieces
	701 065	M8 INOX SOMUN+CİVATA+PVC KILIF m8 head nut + m8 bolt + pvc shoe (stainless steel)	100 adet/pieces
	701 060	DERZ CONTASI plug gasket	500 adet/pieces
	701 061	DERZ CONTASI plug gasket	500 adet/pieces
	701 064	ALÜMİNYUM RONDELA aluminium washer	500 adet/pieces
	701 066	KAPAK cap	100 çift/pair

AKSESUAR ŞEKLİ ACCESSORIES SHAPE	AKSESUAR ACCESS. NO	AKSESUAR TANIMI ACCESSORIES DESCRIPTION	MİKTAR QUANTITY
	702 214	SU TAHLİYE KAPAĞI Water drain hole cap	100 adet/pieces
	700 358	ORTA KAYIT T BİRLEŞİM EPDM KÖPÜK epdm foam for T joint for mullion	100 adet/pieces
	700 357	MONTAJ PARÇASI Assembly piece	100 adet/pieces
	700 634	KORKULUK CAM TAŞIYICI GLASS SUPPORT for BALUSTRADE	20 adet/pieces
	700 638	KORKULUK ÜST KAPAĞI BALUSTRADE TOP COVER	20 adet/pieces

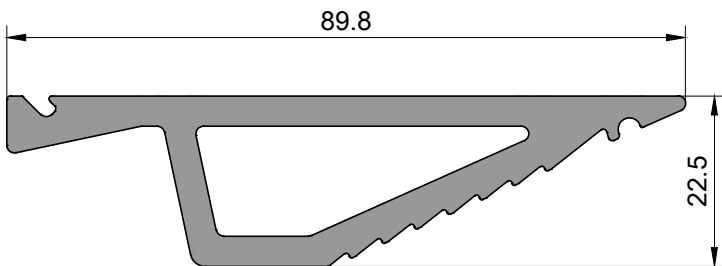
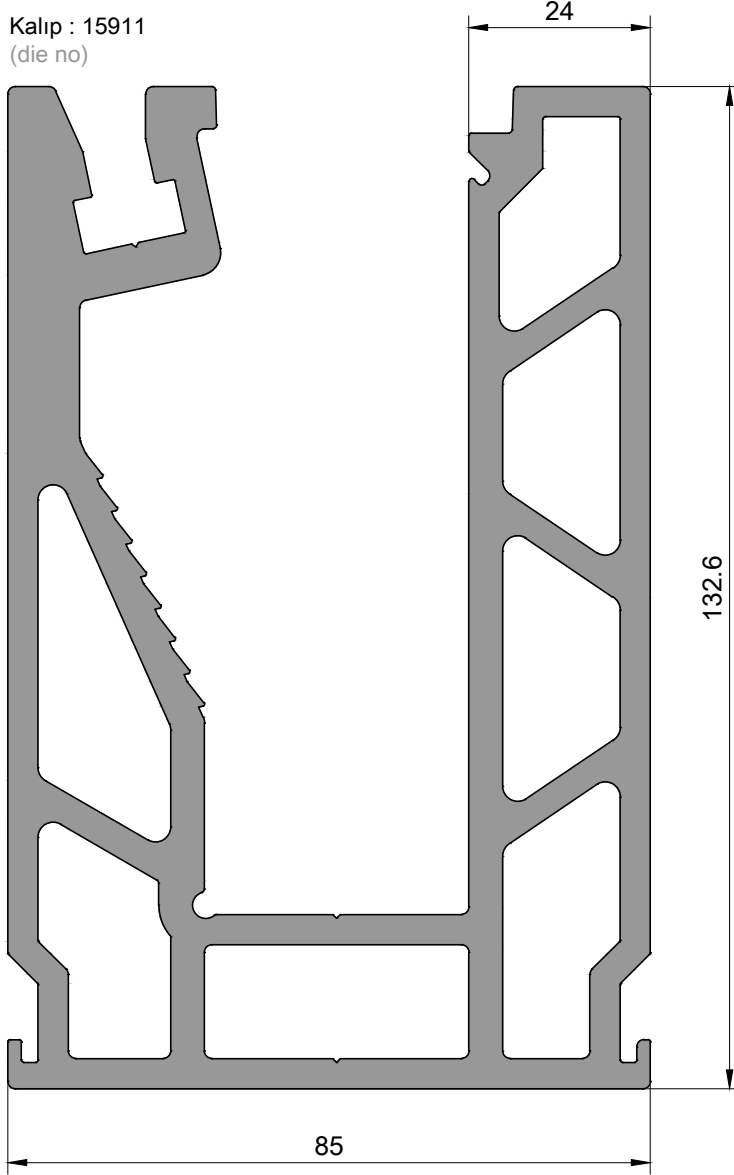
KORKULUK SİSTEMLER  
RAILING SYSTEMS

TAM ÖLÇEKLİ ALUMİNYUM PROFİLLER  
FULL SCALE ALUMINIUM PROFILES

**P 1655**

Cam Tutucu Profili / 9,145 kg/mt  
glass holder Profile

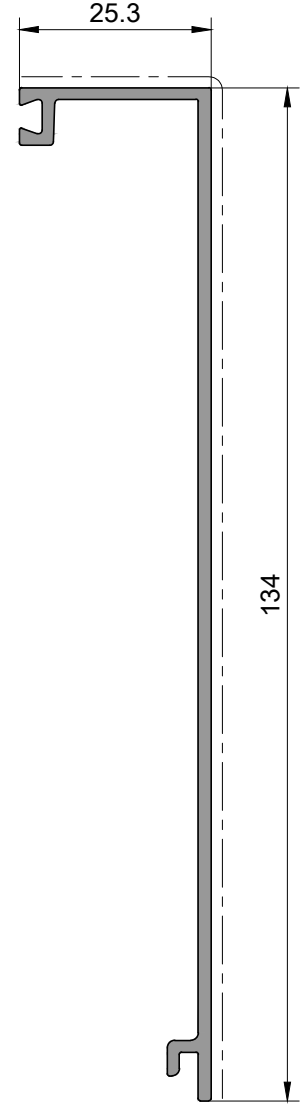
Kalip : 15911  
(die no)



Kalip No : 15912  
(die no)

**P 1657**

Kapak Profili / 0,780 kg/mt  
Cover Profile



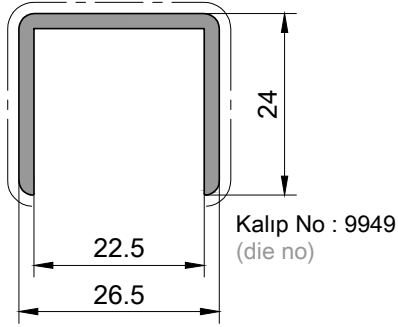
Kalip No : 15914  
(die no)

**P 1658**

Cam sabitleme Profili / 1,850 kg/mt  
Glass fixing Profile

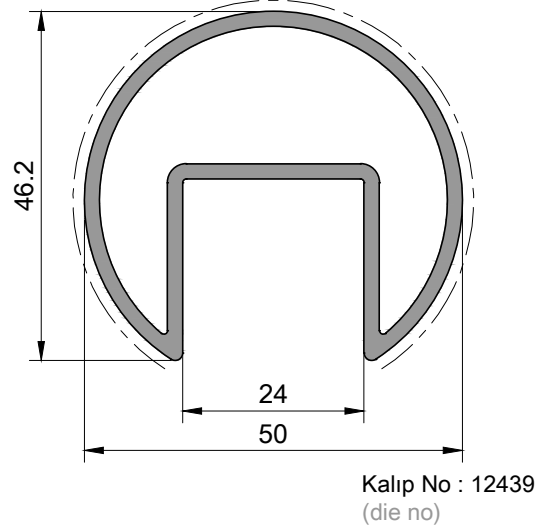
**P 1661**

Küpeşte U Profili / 0,375kg/mt  
Balustrade U Profile



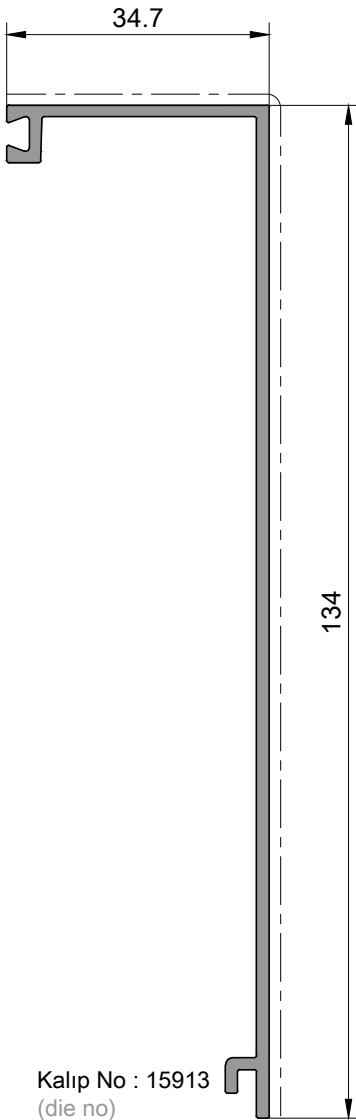
**P 1659**

Küpeşte Profili / 1,060kg/mt  
Balustrade Profile



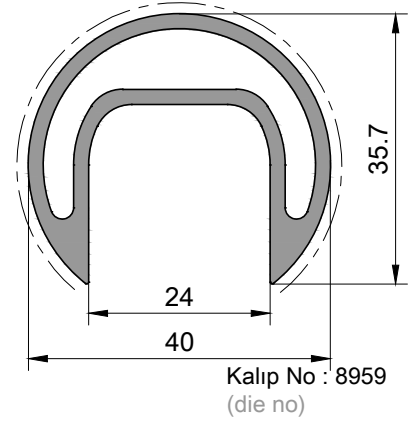
**P 1656**

Kapak Profili / 0,815 kg/mt  
Cover Profile



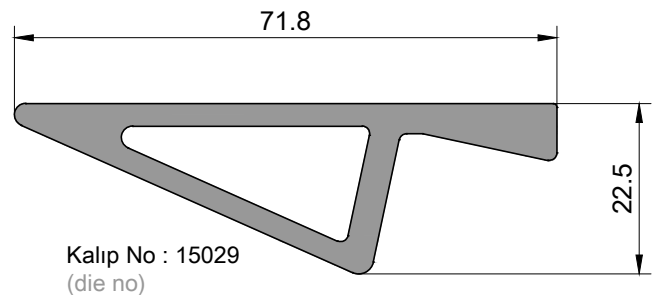
**P 1660**

Küpeşte Profili / 0,890kg/mt  
Balustrade Profile



**P 3017**

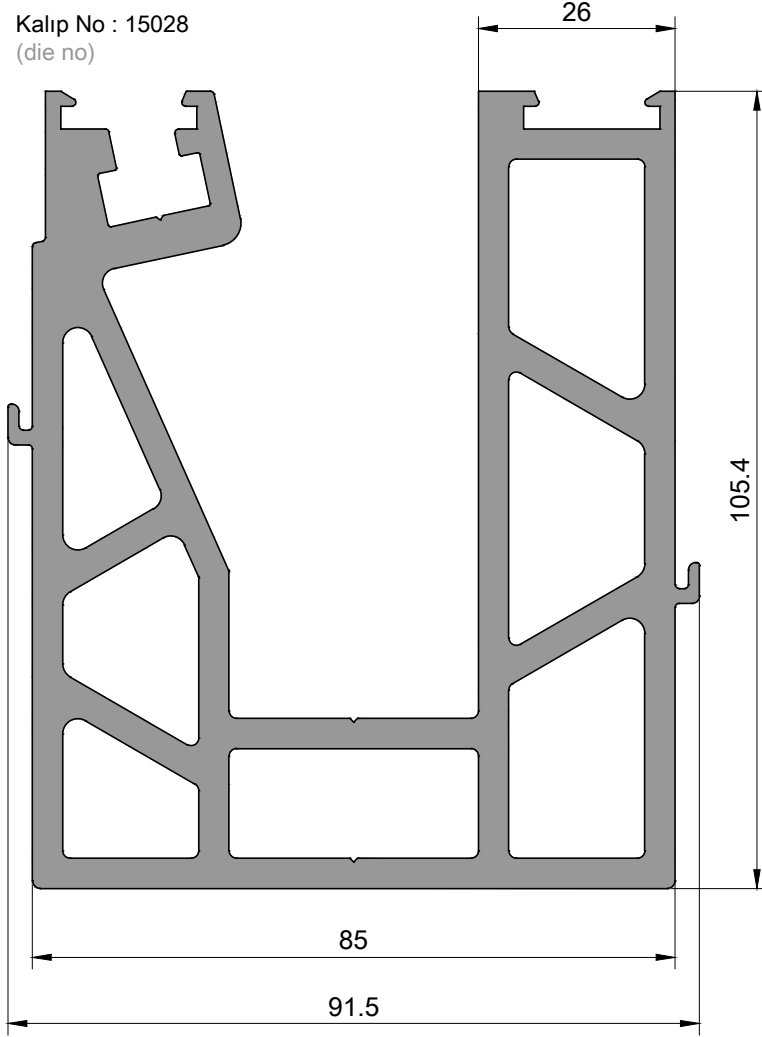
Cam sabitleme Profili / 1,310 kg/mt  
Glass fixing Profile



### P 3014

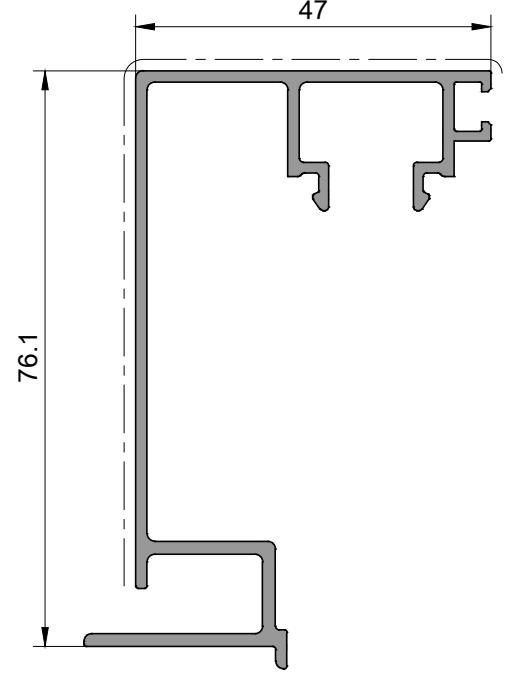
Cam Tutucu Profili / 7,315 kg/mt  
glass holder Profile

Kalıp No : 15028  
(die no)



### P 3016

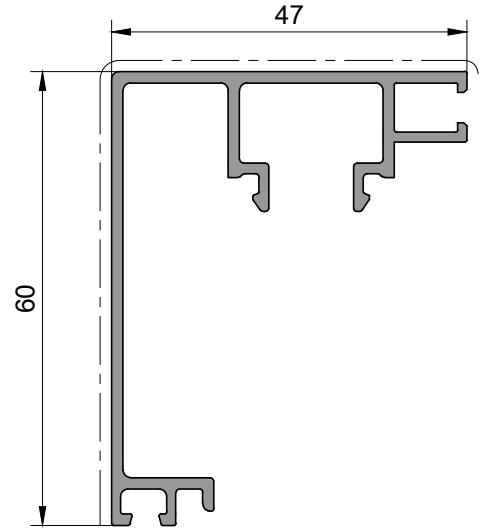
Kapak Profili / 0,930 kg/mt  
Cover Profile



Kalıp No : 15030  
(die no)

### P 3015

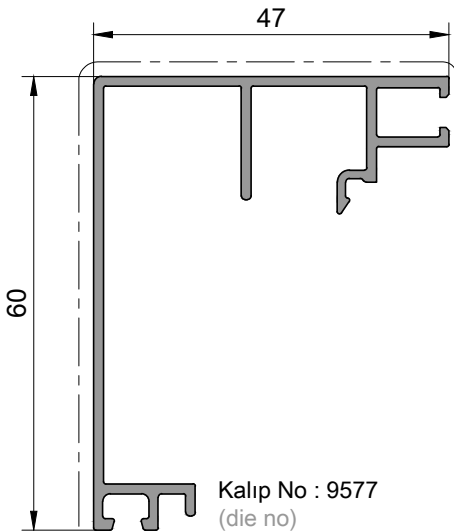
Kapak Profili / 0,730 kg/mt  
Cover Profile



Kalıp No : 15031  
(die no)

### P 3101

Kapak Profili / 0,620 kg/mt  
Cover Profile

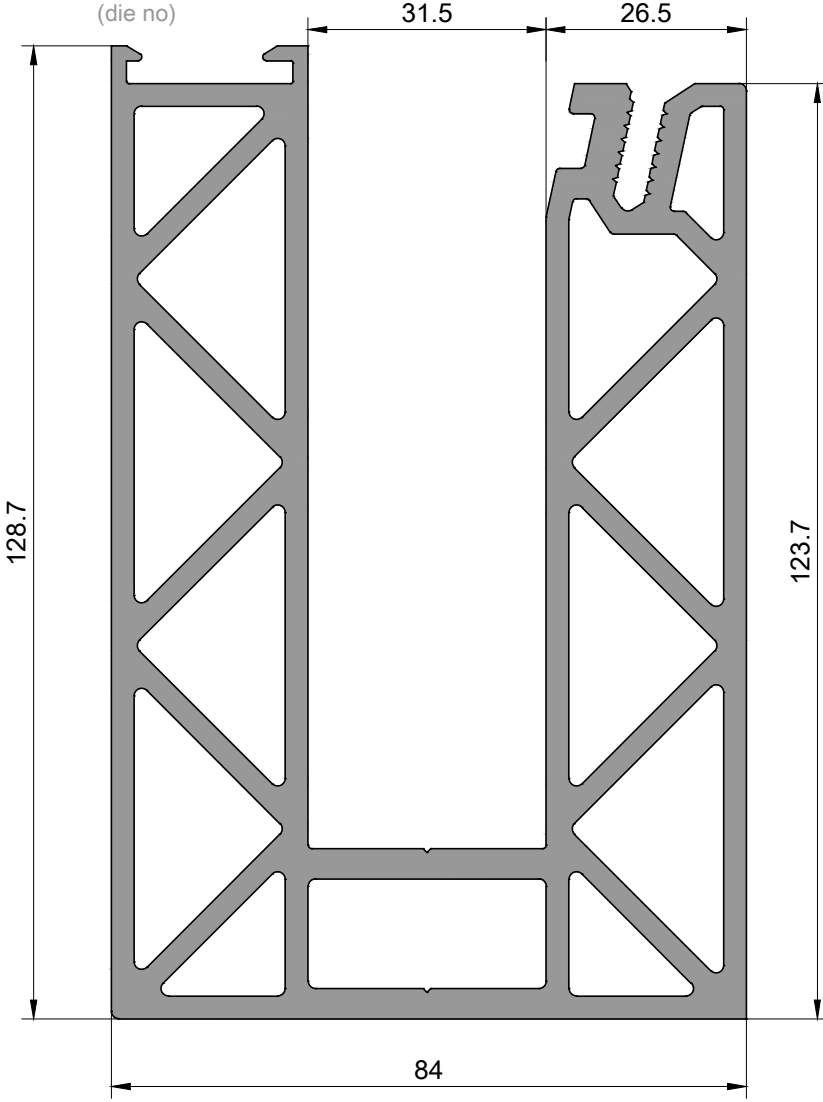


Kalıp No : 9577  
(die no)

### P 3026

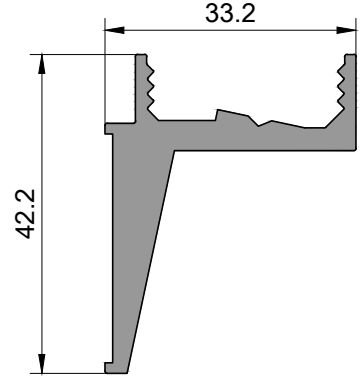
Cam Tutucu Profili / 7,985 kg/mt  
glass holder Profile

Kalıp No : 18613  
(die no)



### P 3028

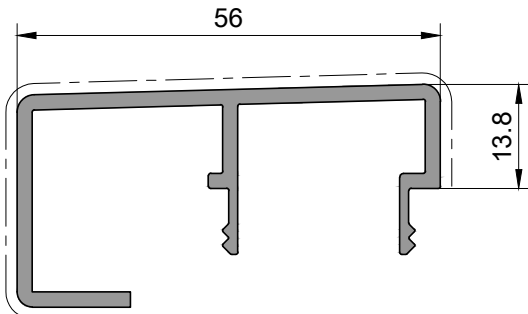
Cam sabitleme Profili / 0,845 kg/mt  
Glass fixing Profile



Kalıp No : 18364  
(die no)

### P 3027

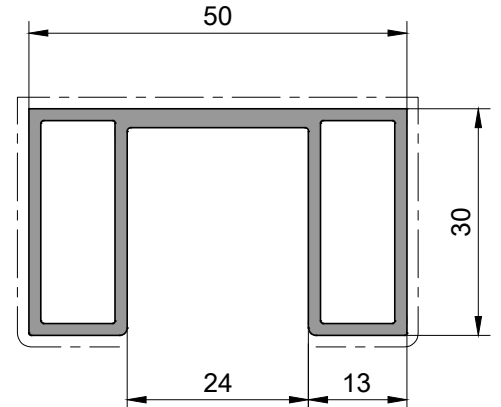
Kapak Profili / 0,650 kg/mt  
Cover Profile



Kalıp No : 18615  
(die no)

### P 3030

Küpeşte U Profili / 0,855 kg/mt  
Balustrade U Profile

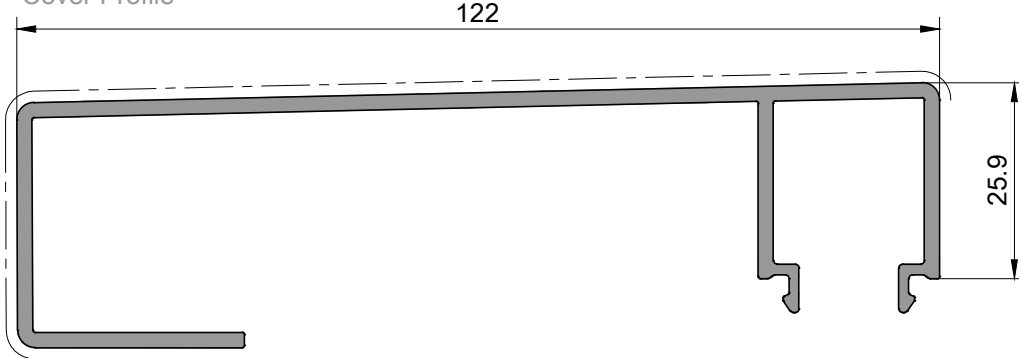


Kalıp No : 19397  
(die no)



### P 3025

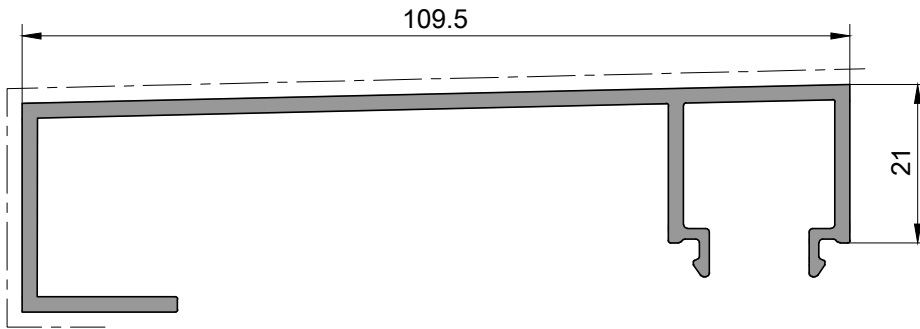
Kapak Profili / 1,220 kg/mt  
Cover Profile



Kalıp No : 18614  
(die no)

### P 3029

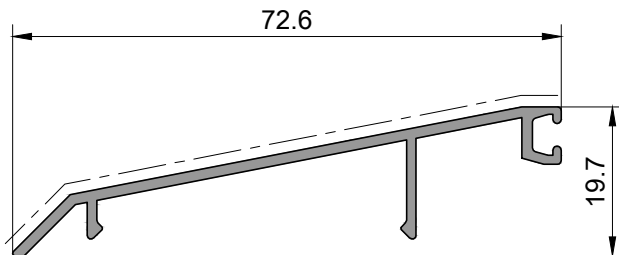
Kapak Profili / 1,100 kg/mt  
Cover Profile



Kalıp No : 19394  
(die no)

### P 3031

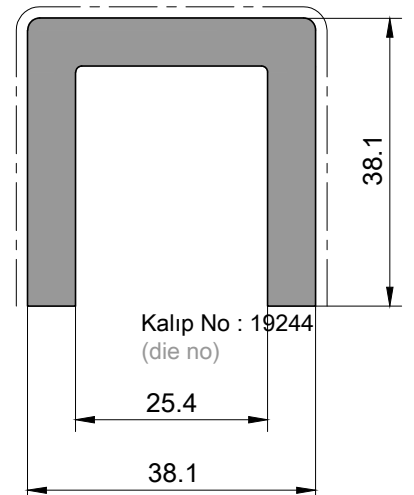
Kapak Profili / 0,400 kg/mt  
Cover Profile



Kalıp No : 13053  
(die no)

### P 2208

Küpeşte U Profili / 0,855 kg/mt  
Balustrade U Profile



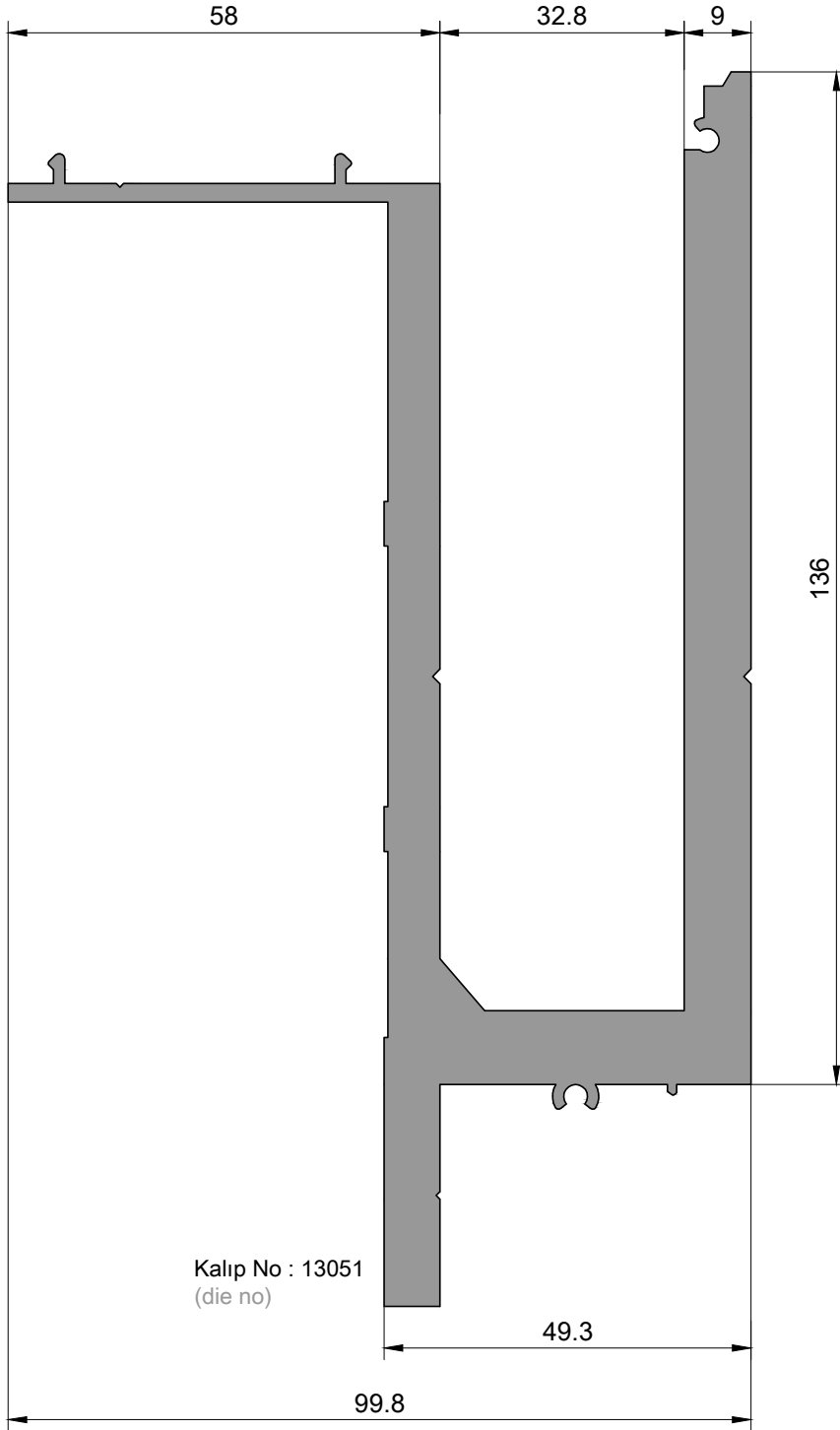
Kalıp No : 19244  
(die no)

25.4

38.1

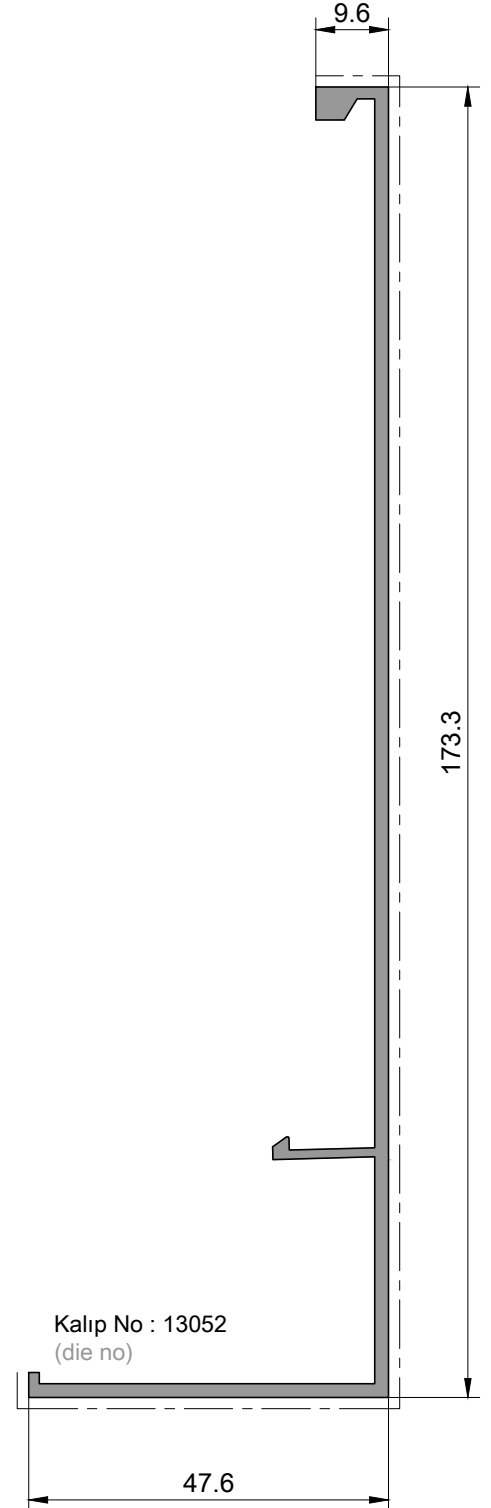
**P 3032**

Cam Tutucu Profili / 7,485 kg/mt  
glass holder Profile



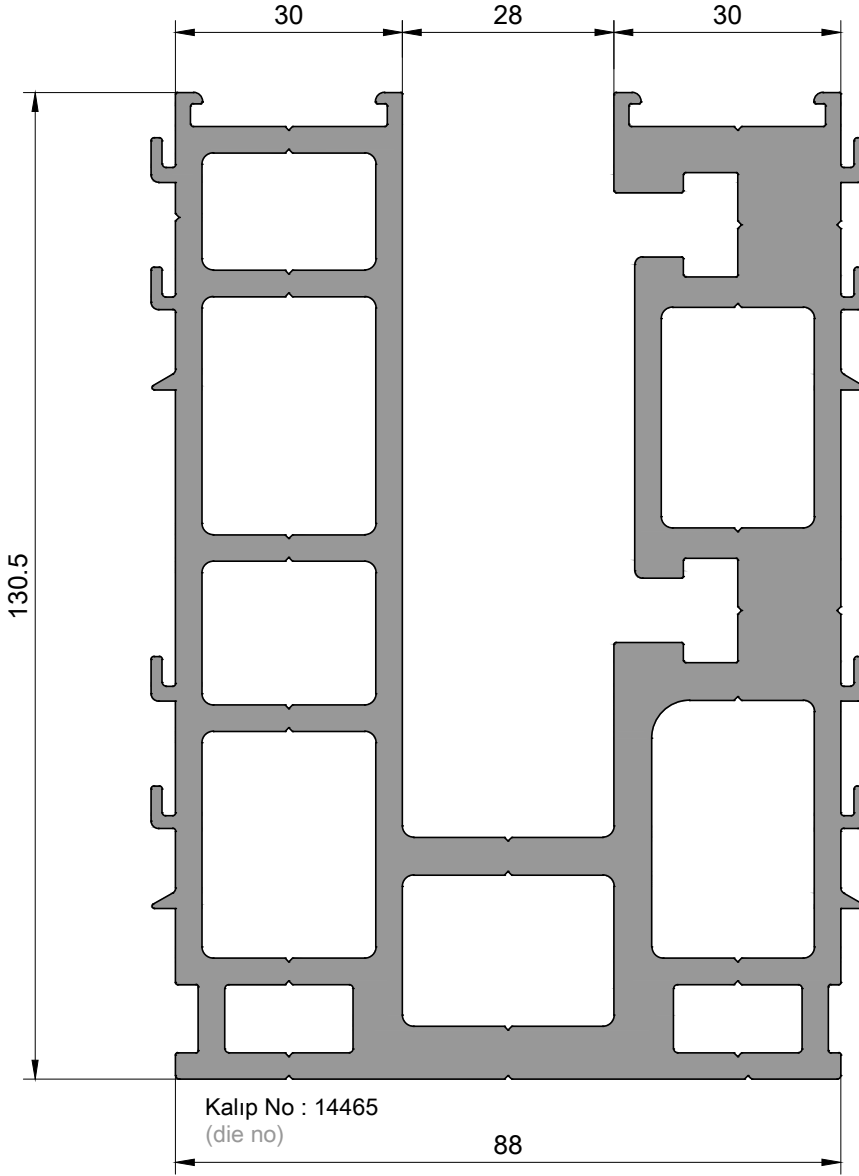
**P 3033**

Kapak Profili / 1,475 kg/mt  
Cover Profile



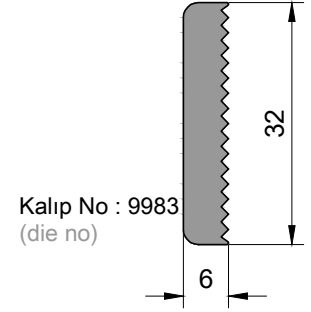
**P 3034**

Cam Tutucu Profili / 10,050 kg/mt  
glass holder Profile



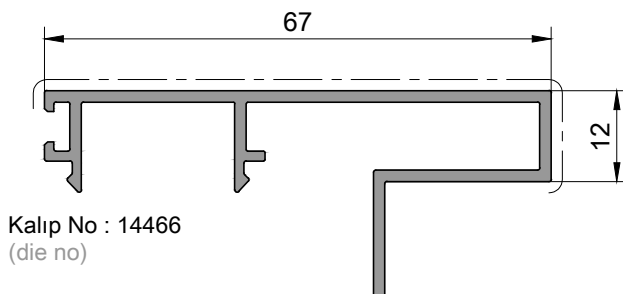
**P 2209**

Cam Sabitleme Profili / 0,475 kg/mt  
Glass fixing Profile



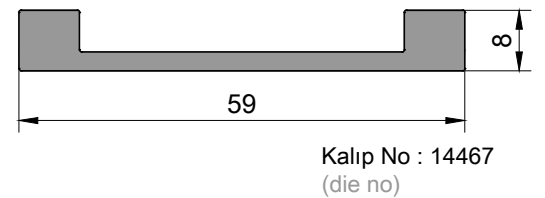
**P 3035**

Kapak Profili / 0,585 kg/mt  
Cover Profile



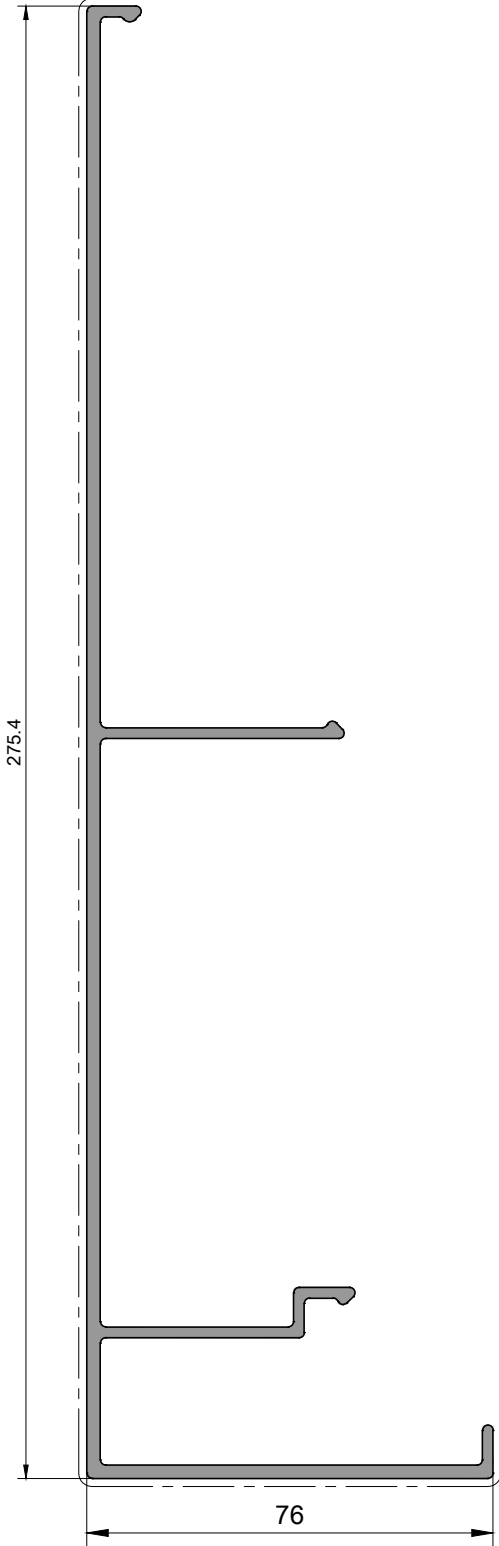
**P 3036**

Cam sabitleme Profili / 0,638 kg/mt  
Glass fixing Profile



**P 2206**

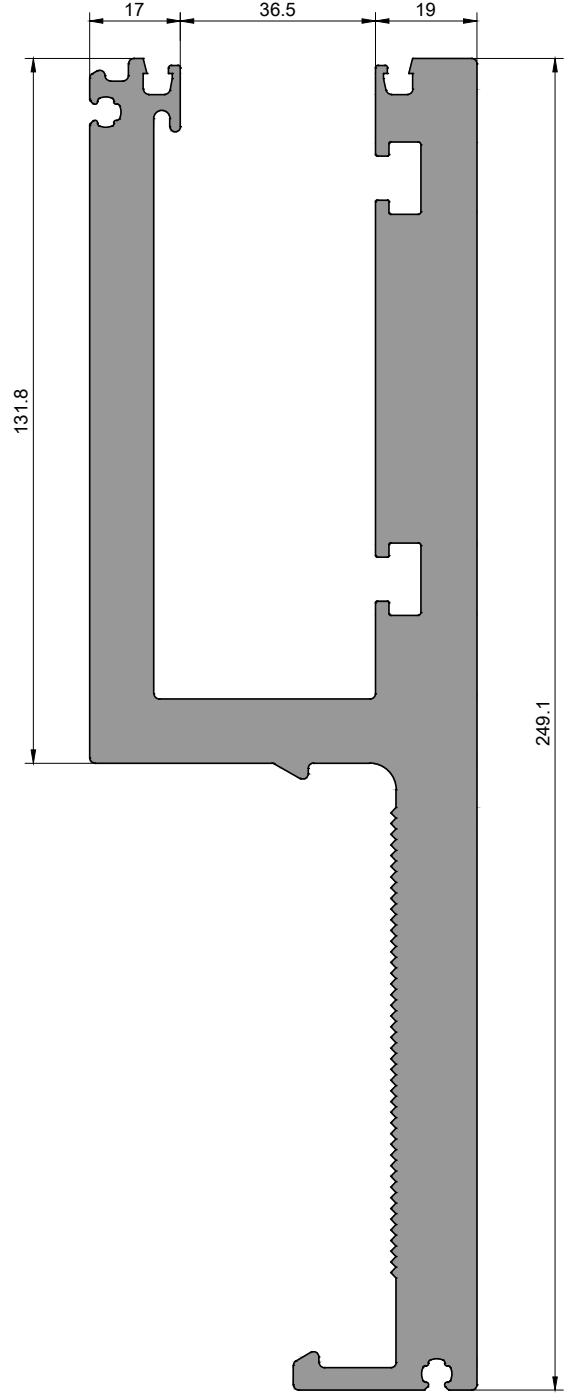
Kapak Profili / 3,010 kg/mt  
Cover Profile



Kalıp No : 19242  
(die no)

**P 2207**

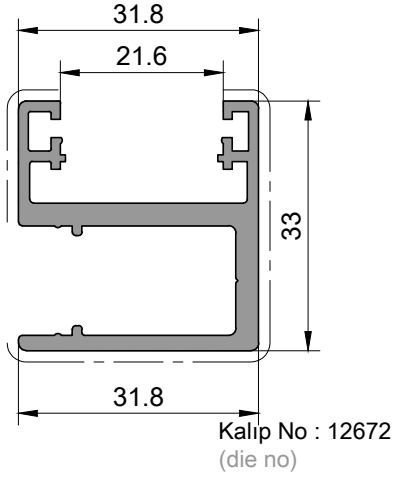
Cam Tutucu Profili / 16,830 kg/mt  
glass holder Profile



Kalıp No : 19243  
(die no)

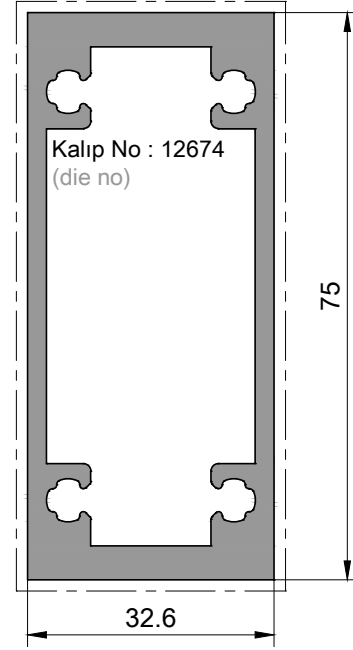
### P 3037

Cam Tutucu Profili / 0,745 kg/mt  
glass holder Profile



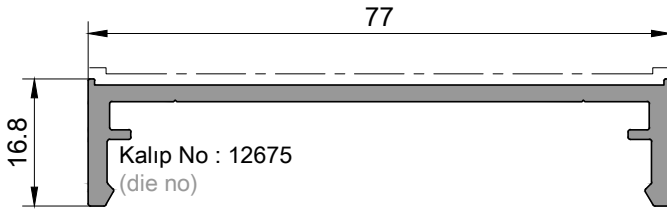
### P 3038

Dikey Profili / 2,100 kg/mt  
mullion Profile



### P 3040

Kapak Altı Profili / 0,683 kg/mt  
Cover Profile

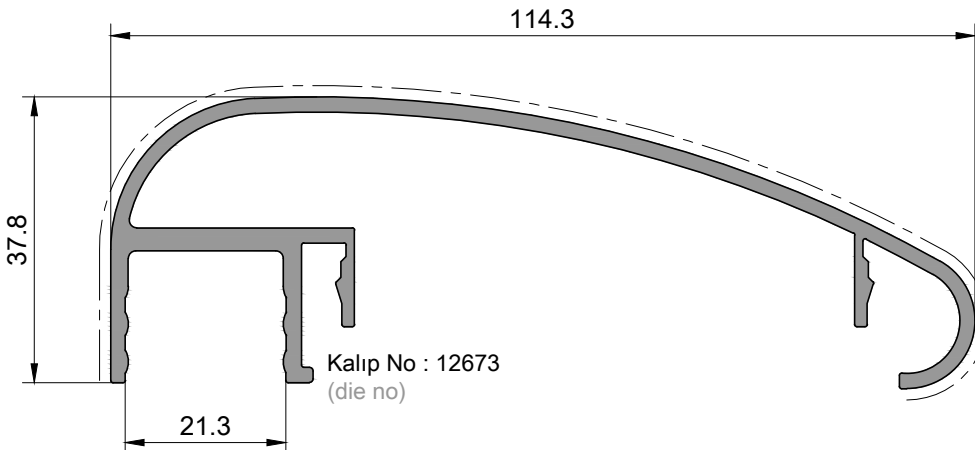


$I_x$   
60.60 cm<sup>4</sup>

$I_y$   
11.96 cm<sup>4</sup>

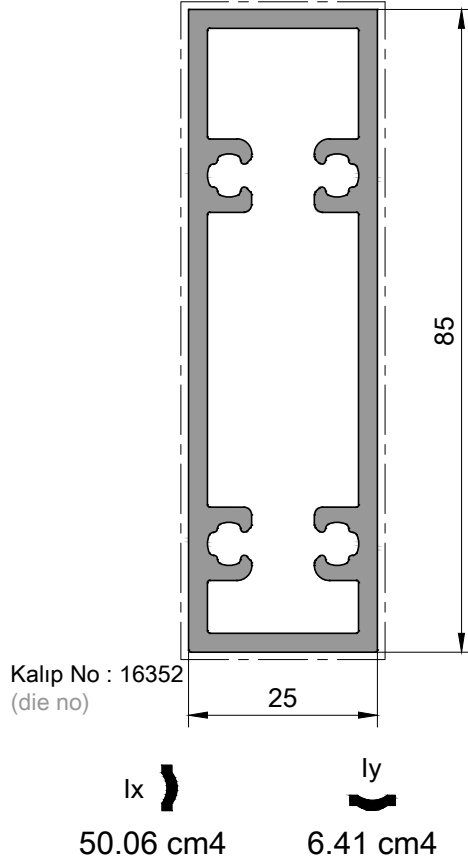
### P 3041

Kapak Profili / 1,335 kg/mt  
Cover Profile



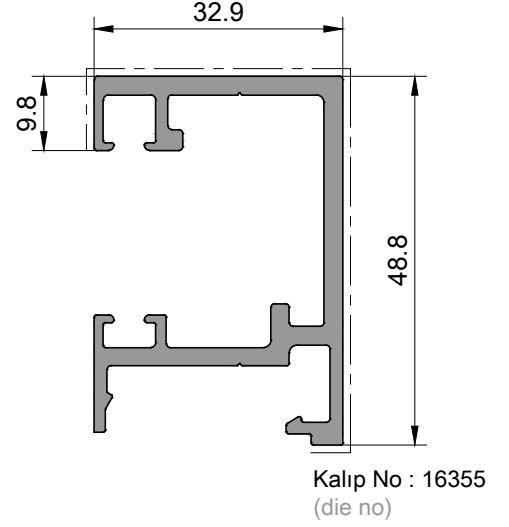
### P 3042

Dikey Profili / 1,755 kg/mt  
mullion Profile



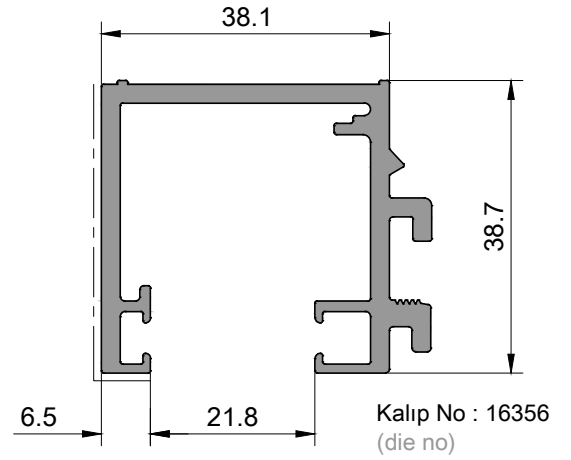
### P 3043

Cam Tutucu Profili / 0,940 kg/mt  
glass holder Profile



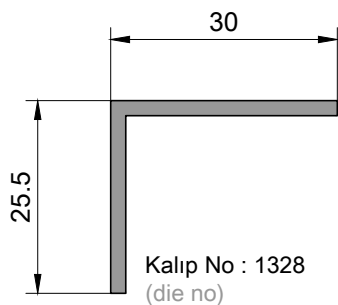
### P 3044

Cam Tutucu Profili / 1,015 kg/mt  
glass holder Profile



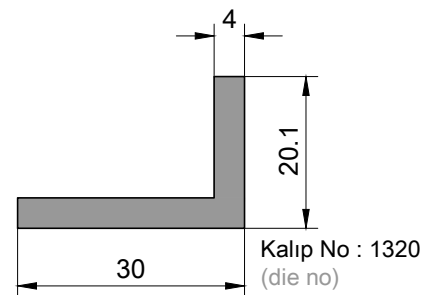
### P 3045

Üst Ek Yeri Profili / 0,240 kg/mt  
Top Additional Place Profile



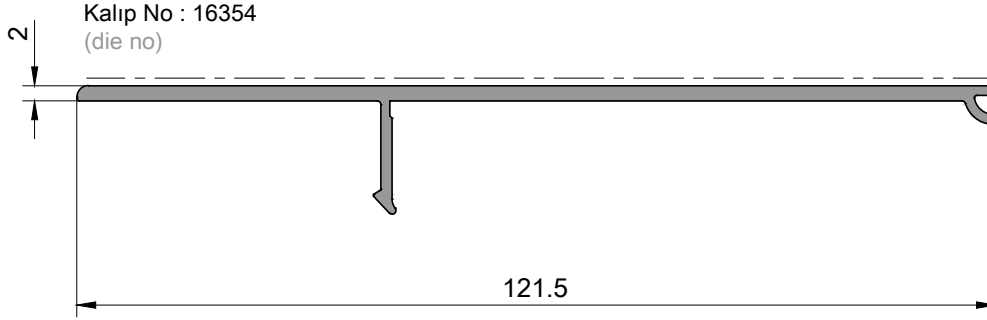
### P 3046

Üst Ek Yeri Profili / 0,500 kg/mt  
Bottom Additional Place Profile



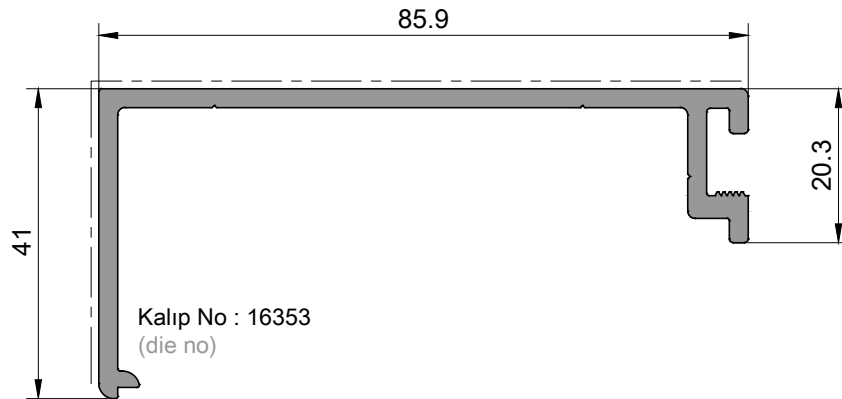
### P 3048

Kapak Profili / 0,730 kg/mt  
Cover Profile



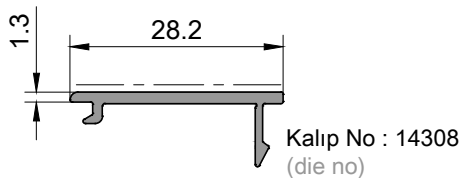
### P 3047

Kapak Altı Profili / 1,050 kg/mt  
Cover Profile



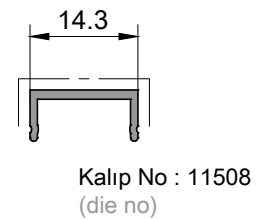
### P 3049

Kapak Profili / 0,150 kg/mt  
Cover Profile



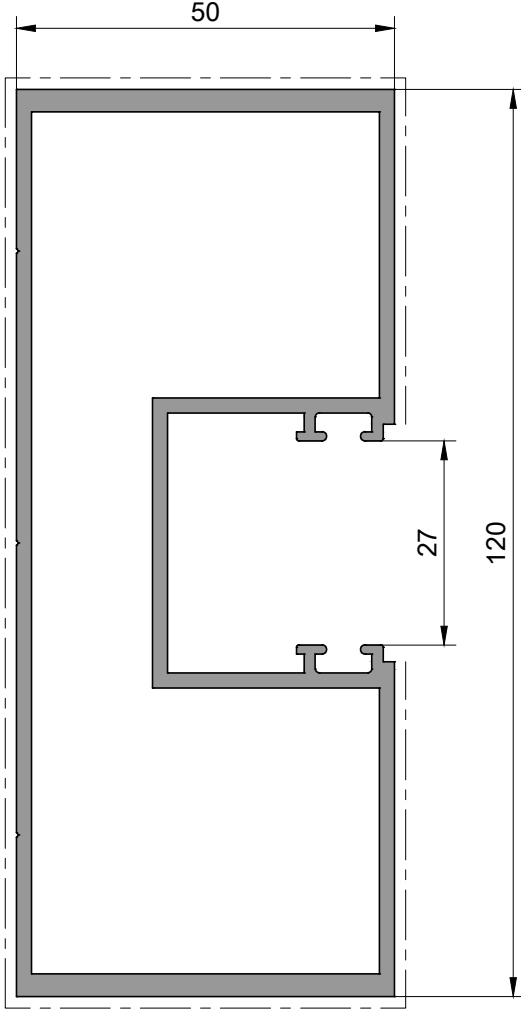
### P 3039

Kapak Profili / 0,080 kg/mt  
Cover Profile



### P 3050

Düşey Profili / 2,470 kg/mt  
mullion Profile



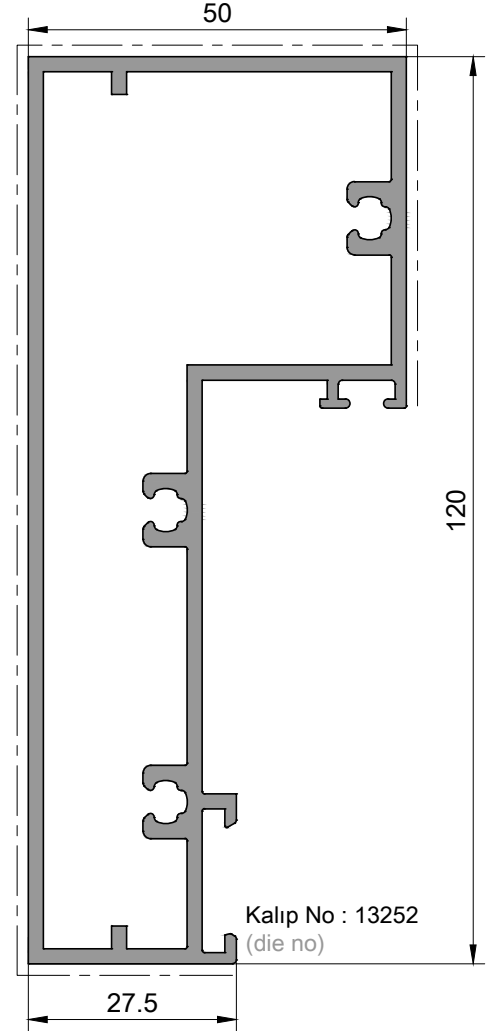
Kalıp No : 13251  
(die no)

$I_x$  )  
156.84 cm<sup>4</sup>

$I_y$  )  
31.75 cm<sup>4</sup>

### P 3051

Yatay Profili / 2,185 kg/mt  
Profile



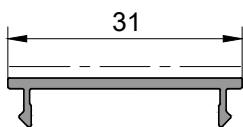
Kalıp No : 13252  
(die no)

$I_x$  )  
126.40 cm<sup>4</sup>

$I_y$  )  
19.58 cm<sup>4</sup>

### P 3052

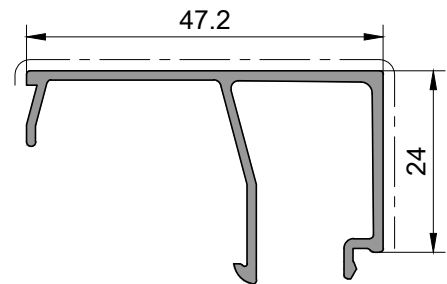
Kapak Profili / 0,145 kg/mt  
Cover Profile



Kalıp No : 13253  
(die no)

### P 3053

Çita Profili / 0,405 kg/mt  
Bead Profile

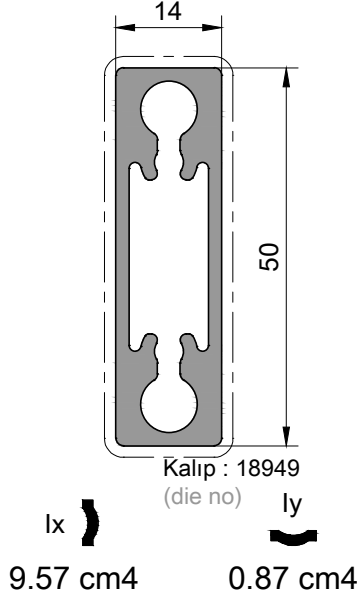


Kalıp No : 9073  
(die no)



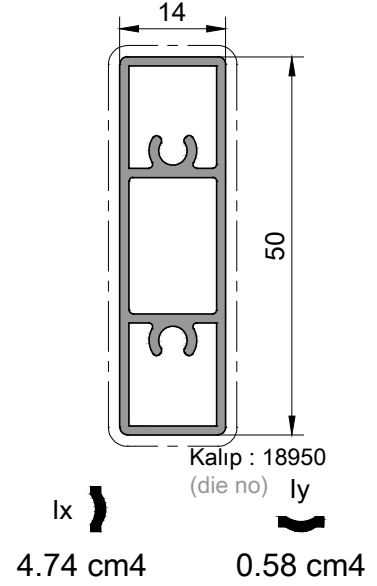
### P 3054

Düşey Profili / 0,935 kg/mt  
Mullion Profile



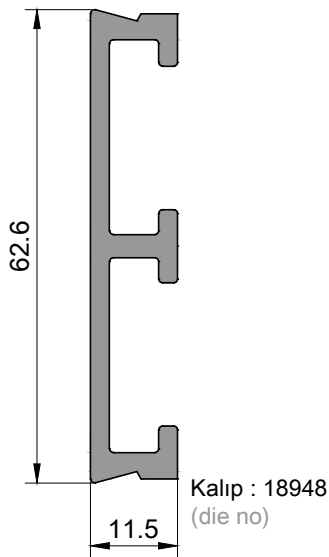
### P 3055

Düşey Profili / 0,545 kg/mt  
Mullion Profile



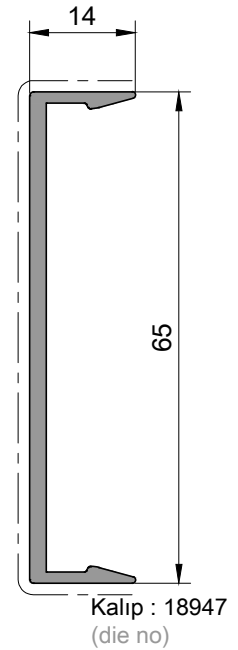
### P 3056

Kapak Altı Profili / 0,745 kg/mt  
Cover Profile



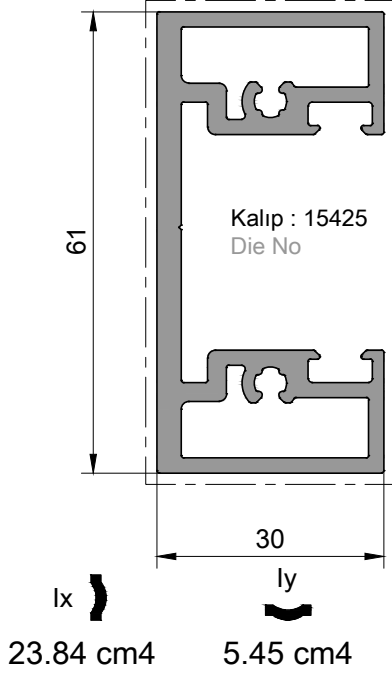
### P 3057

Kapak Profili / 0,490 kg/mt  
Cover Profile



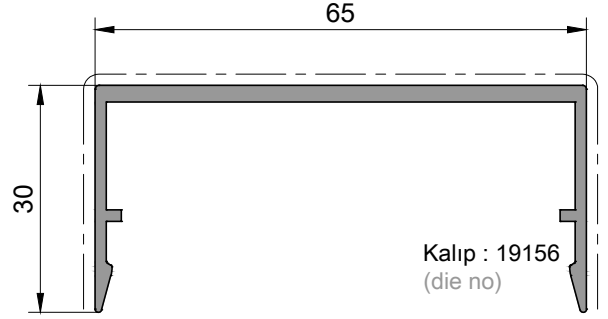
### P 1595

Korkuluk Profili / 1,460kg/mt  
Balustrade Profile



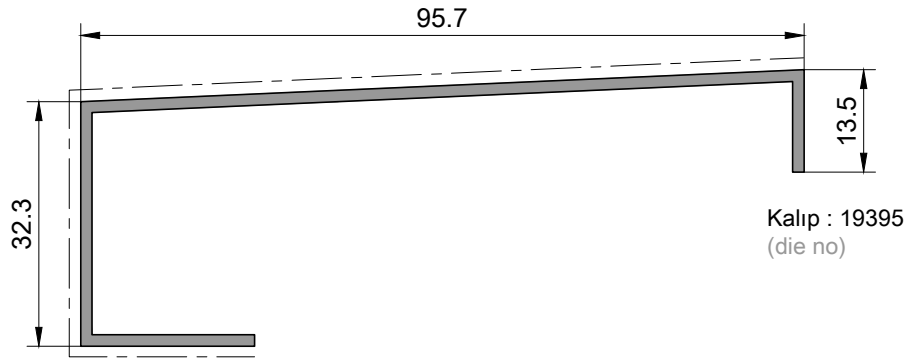
### P 3060

Kapak Profili / 0,635 kg/mt  
Cover Profile



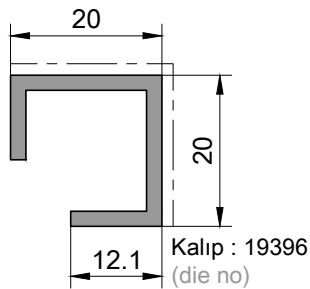
### P 3058

Denizlik Profili / 0,650 kg/mt  
Sill Profile



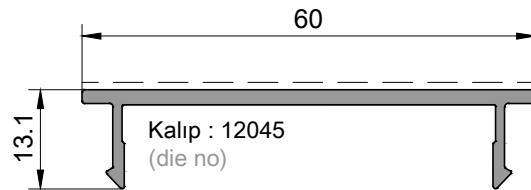
### P 3059

Eşik Profili / 0,310 kg/mt  
Threshold Profile



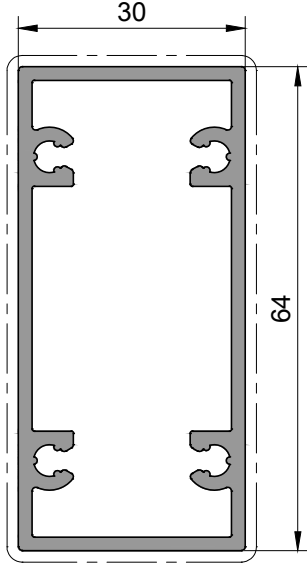
### P 2373

Kapak Profil / Cap Profile  
0,405kg/mt



### P 2369

Kutu Profil / Box Profile  
1,145kg/mt

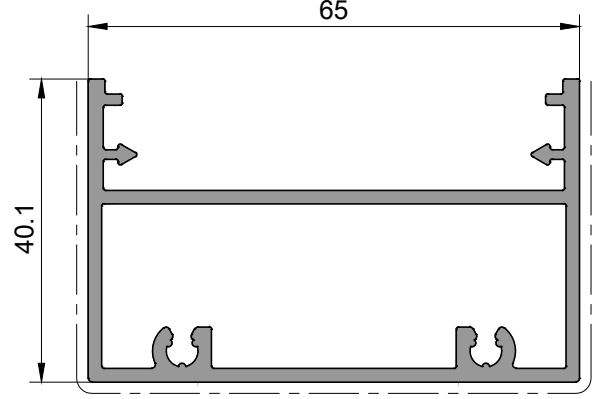


Kalıp : 18810  
(die no)

ix ) 20.94 cm<sup>4</sup>      ly ) 6.20 cm<sup>4</sup>

### P 2370

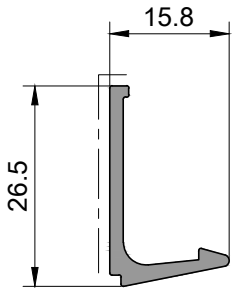
Kutu Profil / Box Profile  
1,200kg/mt



Kalıp : 18811  
(die no)

### P 1324

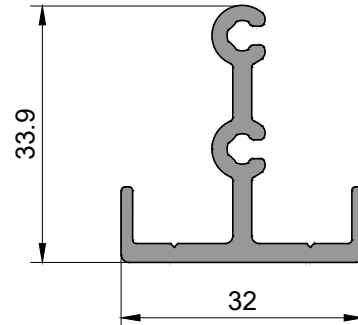
Çita Profili / 0,210 kg/mt  
Bead Profile



Kalıp No : 10753

### P 2374

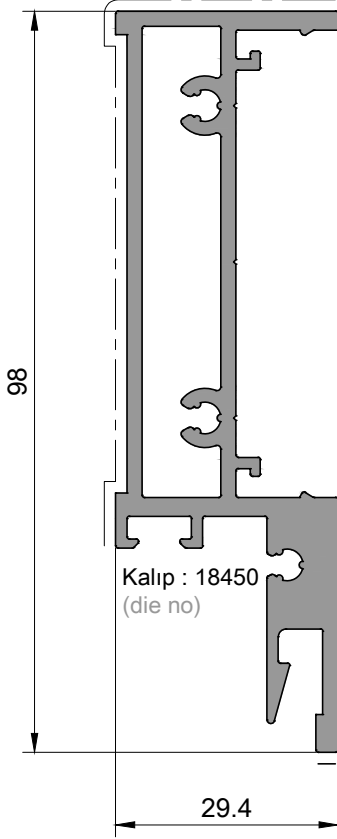
Montaj Profil / Assembly Profile  
0,560kg/mt



Kalıp : 11272  
(die no)

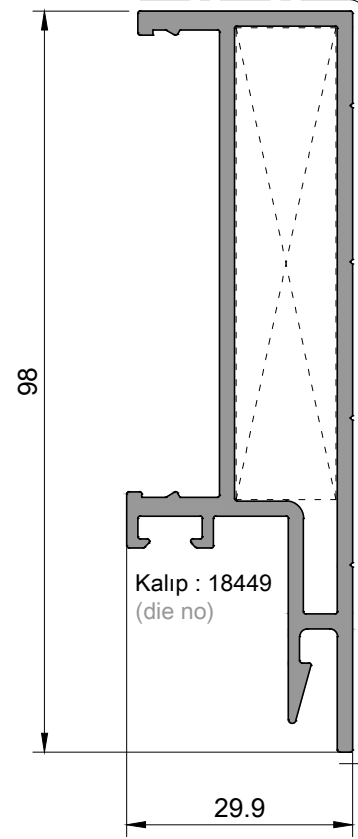
**P 3009**

Üst Korkuluk Profili / 1,755 kg/mt  
Top railing Profile



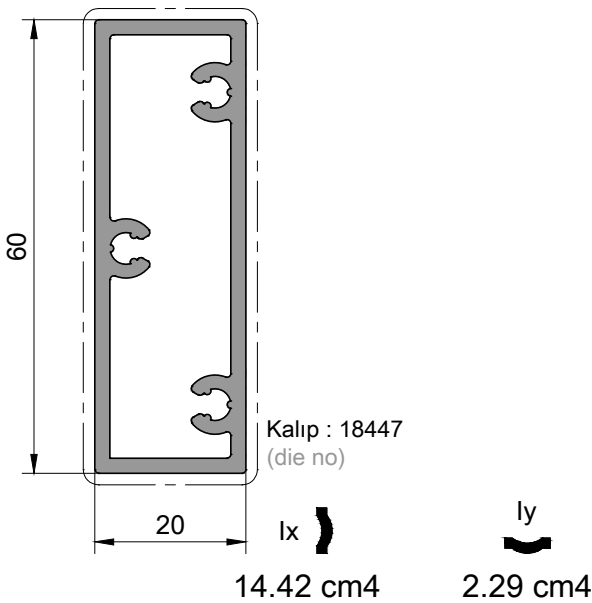
**P 3010**

Alt Korkuluk Profili / 1,390 kg/mt  
Bottom railing Profile



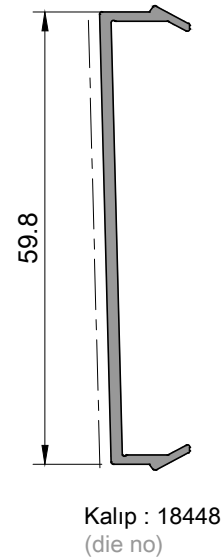
**P 3013**

Düşey Profili / 0,995 kg/mt  
Mullion Profile



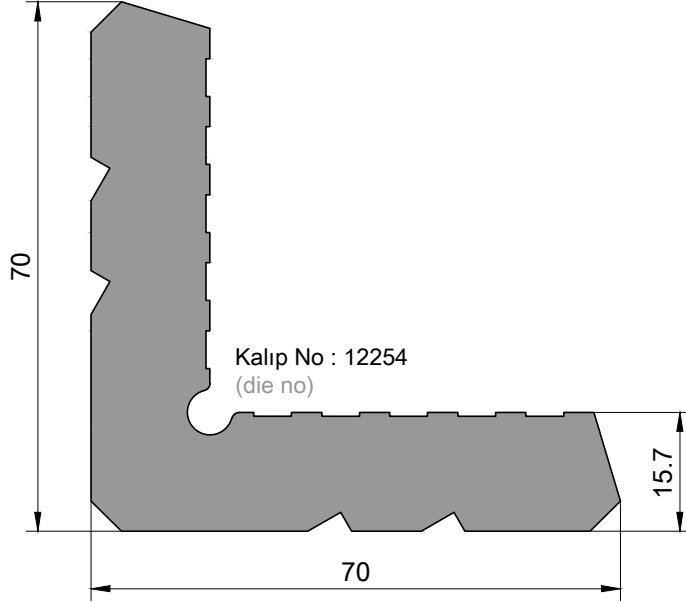
**P 3011**

Kapak Profili / 0,310 kg/mt  
Cover Profile



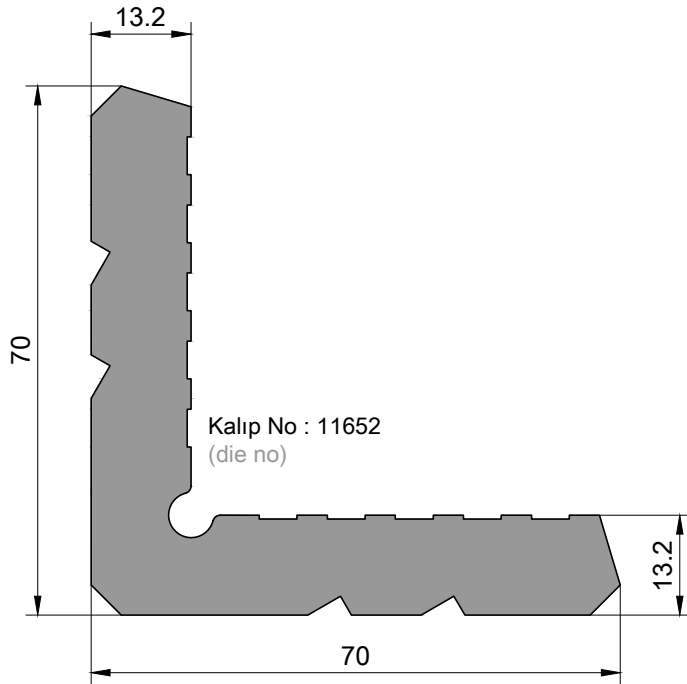
**P 1016**

Köşe Takoz Profili / 4,910kg/mt  
Corner Cleat Profile



**P 1069**

Köşe Takoz Profili / 4,200kg/mt  
Corner Cleat Profile



**P 3012**

Kapak Profili / 0,495 kg/mt  
Cover Profile

