

KAPI - PENCERE SİSTEMLERİ

BASIC 60

BASIC 60 KLEIDCO sistemi, mimarlara entegre bir pencere ve kapı sistemi vermeye imkan sağlayacak şekilde tasarlanmıştır; aynı zamanda tasarımdaki esneklik çok iyi ısı ve ses yalıtımı sağlar.

BASIC 60, piyasadaki en uygun termal yalıtım maliyetli ürünlerden biri olması nedeniyle tam bir fiyat performans sistemidir.

Bunlara ek olarak BASIC 60, sertifikalı performans değerleri ile yüksek bir kaliteye sahiptir. Farklı hava koşullarına, yüksek Statik yüklere dayanımı ve arttırılmış güvenlik seviyesi ile işlevselliği üst düzeye çıkarılmıştır. Sonuç olarak, bu değerler BASIC 56'ı rakiplerinden daha üstün kılar.

BASIC 60'nın modern tasarımının yanı sıra aynı zamanda sistem, her türlü içe ve dışa açılım tiplerini de sağlar. Mevcut geniş kombinasyonları ile sistem tüm ihtiyaçlara cevap verir.

BASIC 60 KLEIDCO system is designed to give architects an integrated window and door system, allowing flexibility of design whilst providing good thermal and acoustic insulation.

BASIC 60 brings you chance to reduce initial investment cost within thermal insulated systems.

In addition to them, BASIC 60 has high quality with certified performance values. It has increased static loads and functionality in case of severe weather conditions and increased level of security. As a result, it makes BASIC 60 a competitive architectural solution.

Besides Modern design of BASIC 60, the system includes all types of inward and outward opening. The range of combinations available allows the system to respond to the needs of the building.

KLEIDCO

TEKNİK ÖZELLİKLER // *TECHNICAL PROPERTIES*

Sistemin Görünür Genişliği	Sabit Kanat	*System Visible Width*	*Fixed* *Vent*	50 - 66 mm 42 - 63 mm
Sistemin Kalınlığı	Sabit Kanat	*System Thickness*		60 mm 69 mm
Takviyeli Orta Kayit Derinliği		*Reinforced Mullion Depth*		100 - 135 mm
Takviyeli Orta Kayit Atalet Momenti	Ix Iy	*Moment Of Inertia Of Reinforced Mullion*	*Ix* *Iy*	up to 138,66 cm^4 up to 44,58 cm^4
Cam Kalınlığı		*Glazing Thickness*		6 mm - 50 mm
Minimum Kanat Boyutu		*Min. Sash Dimensions*		350 mm x 700 mm
Maksimum Kanat Boyut		*Max. Sash Dimensions*		1700 mm x 2800 mm
Isı Bariyeri Kalınlığı		*Thermal Break Thickness*		24 mm
Maksimum Kanat Ağırlığı		*Max. Sash Weight*		180 kg

PERFORMANS DEĞERLERİ // *PERFORMANCE VALUES*

	TS EN 12207	Hava Geçirimsizlik	*Air Permability*	Class 4 - 600 Pa
	TS EN 12208	Su Sızdırmazlık	*Water Tightness*	E 1200 - 1200 Pa
	TS EN 12210	Rüzgar Yükü Dayanımı	*Wind Load Resistance*	C3 (1200 Pa)
	EN 10.077-2	Termal Isı Yalıtımı	*Thermal Insulation*	Uw: 1,39 W/m2.K

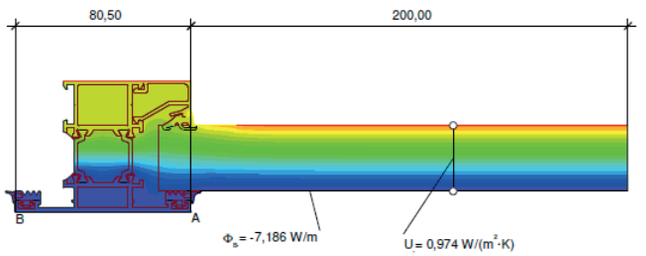

$$U_{f,A,B} = \frac{\frac{\Phi}{\Delta T} - U_p \cdot b_p}{b_f} = \frac{\frac{7,186}{20,000} - 0,974 \cdot 0,200}{0,081} = 2,04\ W/(m^2 \cdot K)$$

Bu hesaplama 1,0 W/m².K Ug cam dolgu değerine göre hesaplanmıştır.

This calculation has been made with 1,0 W/m2.K Ug value glass filling

PENCERELER // *WINDOWS*

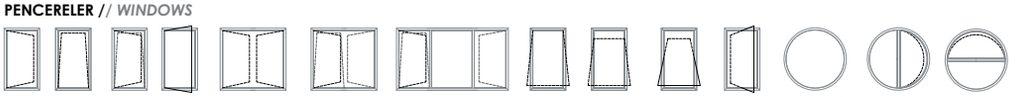

——— dışarı açılır // *outward opening*
— — — — içeri açılır // *inward opening*

KAPILAR // *DOORS*

KLEIDCO YAPI SİSTEMLERİ SAN. ve TİC. A.Ş.

Greenist Kleidco Ofisleri
Yenibosna Merkez Mh. Yalçın Koreş Cd. No:14/1
34197 Bahçelievler İstanbul / TÜRKİYE

T +90 212 438 57 90
F +90 212 438 59 47

E info@kleidco.com
W www.kleidco.com

BASIC 60
KAPI ve PENCERE SİSTEMİ
DOOR and WINDOW SYSTEM

A ISI HESAPLARI ve PERFORMANS
THERMAL CALCULATIONS and PERFORMANCE ..... A-01 / A-03

B ALUMİNYUM PROFİLLER
ALUMINIUM PROFILES ..... B-01 / B-07

C CAM MONTAJ TALİMATI
GLAZING ASSEMBLY ..... C-01 / C-04

D CONTALAR
GASKETS ..... D-01 / D-03

E AKSESUARLAR
ACCESSORIES ..... E-01 / E-03

F TAM ÖLÇEKLİ PROFİLLER
FULL SCALE PROFILES ..... F-01 / F-26

G PRENSİP SİSTEM DETAYLARI
PRINCIPAL SECTIONS ..... G-01 / G-44

H ÜRETİM TALİMATLARI
MANUFACTURING INSTRUCTIONS .....

BASIC 60
KAPI ve PENCERE SİSTEMİ
DOOR and WINDOW SYSTEM

THERMAL HESAPLAR
THERMAL CALCULATIONS

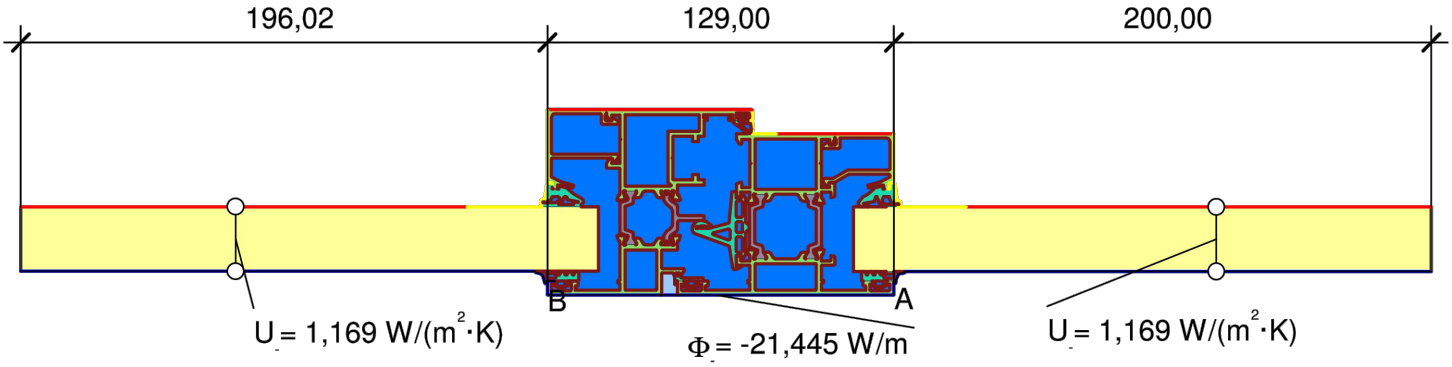

$$U_f = \frac{\frac{\Phi}{\Delta T} - U_{p1}\cdot b_{p1} - U_{p2}\cdot b_{p2}}{b_f} = \frac{\frac{21{,}445}{25{,}000} - 1{,}169\cdot 0{,}196 - 1{,}169\cdot 0{,}200}{0{,}129} = 3{,}06\ W/(m^2\cdot K)$$

Material	λ[W/(m·K)]	ε
Aluminium (Si alloys)	160,000	0,900
EPDM (ethylene propylene diene monomer)	0,250	0,900
Panel	0,035	0,900
Polyamid 6.6 with 25% glass fibre	0,300	0,900
Slightly ventilated air cavity	anisotropic	
Unventilated air cavity	anisotropic	

Boundary Condition	q[W/m²]	θ[°C]	R[(m²·K)/W]	ε
Epsilon 0.9				0,900
Exterior, frame		-5,000	0,040	
Interior, frame, normal		20,000	0,130	
Interior, frame, reduced		20,000	0,200	
Symmetry/Model section	0,000			

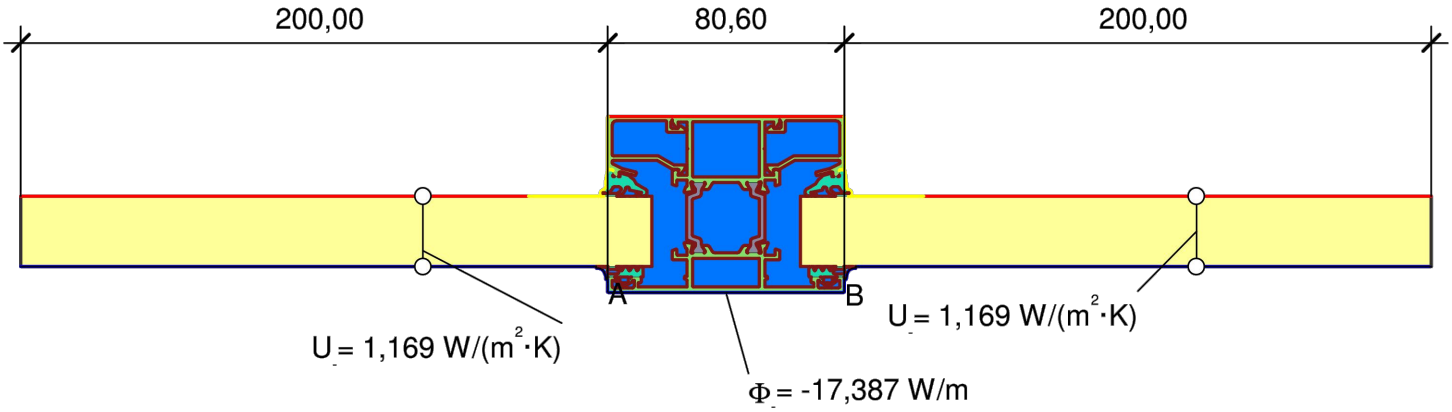

$$U_{f\,A,B} = \frac{\frac{\Phi}{\Delta T} - U_{p1}\cdot b_{p1} - U_{p2}\cdot b_{p2}}{b_f} = \frac{\frac{17{,}387}{25{,}000} - 1{,}169\cdot 0{,}200 - 1{,}169\cdot 0{,}200}{0{,}081} = 2{,}83\ W/(m^2\cdot K)$$

Material	λ[W/(m·K)]	ε
Aluminium (Si alloys)	160,000	0,900
EPDM (ethylene propylene diene monomer)	0,250	0,900
Panel	0,035	0,900
Polyamid 6.6 with 25% glass fibre	0,300	0,900
Unventilated air cavity	anisotropic	

Boundary Condition	q[W/m²]	θ[°C]	R[(m²·K)/W]	ε
Epsilon 0.9				0,900
Exterior, frame		-5,000	0,040	
Interior, frame, normal		20,000	0,130	
Interior, frame, reduced		20,000	0,200	
Symmetry/Model section	0,000			

BASIC 60
KAPI ve PENCERE SİSTEMİ
DOOR and WINDOW SYSTEM

TEST ÜNİTESİ test specimen	hava geçirgenlik air permeability	su sızdırmazlık watertigthness	rüzgar dayanım resist.to wind	RAPOR NO report no
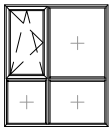	CLASS 4 600pascal EN12207	E1200 1200pascal EN12208	C3 1200pascal EN12210	FTI facade tech. 020.880.1 / 2017

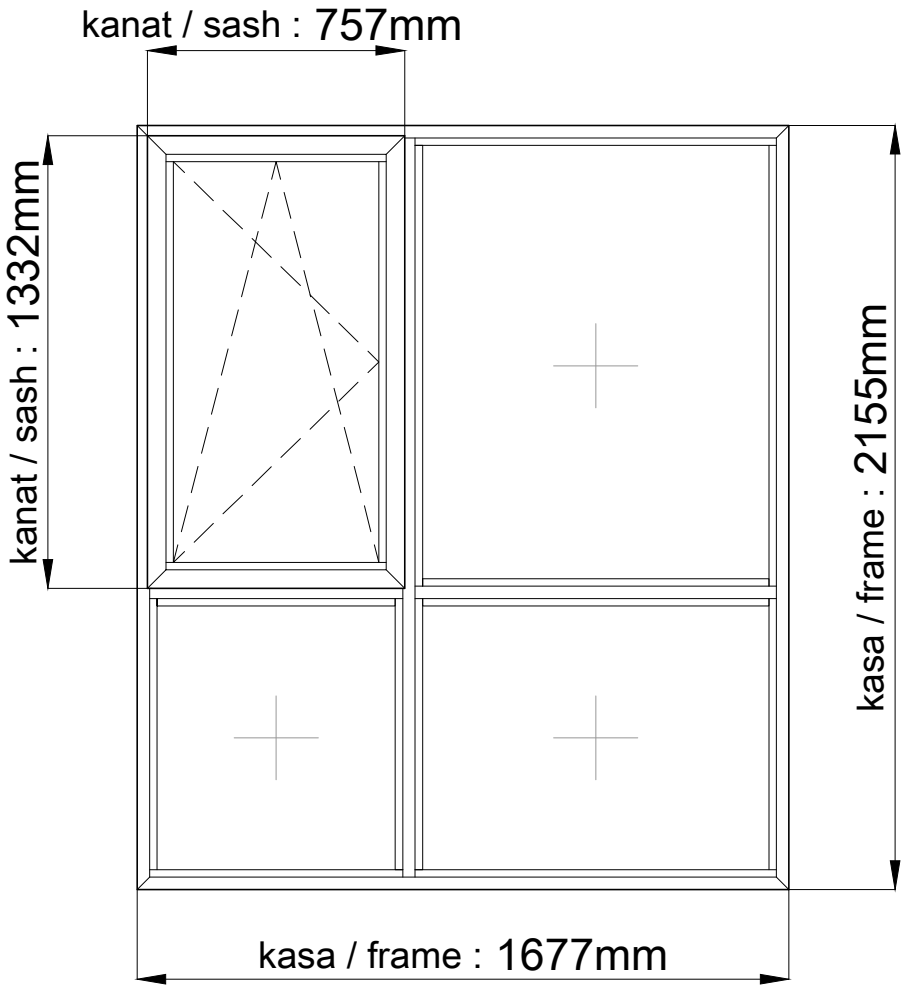

BASIC 60
KAPI ve PENCERE SİSTEMİ
DOOR and WINDOW SYSTEM

ALUMİNYUM PROFİLLER
ALUMINIUM PROFILES

PROFİL ŞEKLİ PROFILE SECTION	PROFİL ADI PROFILE NO	KALIP KODU DIE NO	PROFİL TANIMI PROFILE DESCRIPTION	AĞIRLIK WEIGHT
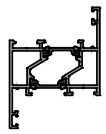	P 1520	15289 + 15289	Z KASA PROFİLİ Z frame profile	1,760kg/mt
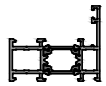	P 1239	13995 + 13997	28mm L KASA PROFİLİ 28mm L frame profile	1,400kg/mt
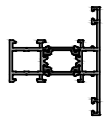	P 1238	13995 + 13996	28mm ORTA KAYIT PROFİLİ 28mm mullion profile	1,550kg/mt
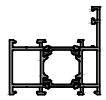	P 1191	13102 + 13103	36mm L KASA PROFİLİ 36mm L frame profile	1,560kg/mt
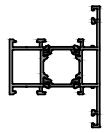	P 1190	13102 + 13104	36mm ORTA KAYIT PROFİLİ 36mm mullion profile	1,710kg/mt
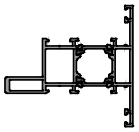	P 1625	16422 + 13104	36mm ORTA KAYIT PROFİLİ 36mm mullion profile	2,020kg/mt
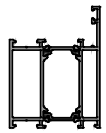	P 1626	15438 + 15439	59mm L KASA PROFİLİ 59mm L frame profile	2,040kg/mt
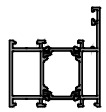	P 1521	14209 + 15290	44mm L KASA PROFİLİ 44mm L frame profile	1,755kg/mt
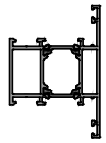	P 1336	14209 + 14210	44mm ORTA KAYIT PROFİLİ 44mm mullion profile	1,900kg/mt
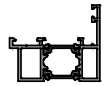	P 1522	15291 + 15292	DIŞA AÇILIM ADAPTÖR PROFİLİ adapter profile for outside opening	1,345kg/mt

PROFİL ŞEKLİ PROFILE SECTION	PROFİL ADI PROFILE NO	KALIP KODU DIE NO	PROFİL TANIMI PROFILE DESCRIPTION	AĞIRLIK WEIGHT
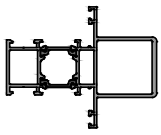	P 1188	13102 + 13105	36mm TAKVİYELİ ORTA KAYIT PROFİLİ 36mm mullion profile with reinforcement	2,425kg/mt
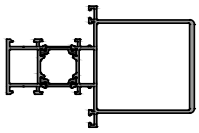	P 1189	13102 + 13106	36mm TAKVİYELİ ORTA KAYIT PROFİLİ 36mm mullion profile with reinforcement	2,875kg/mt
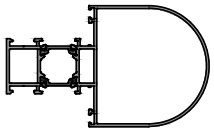	P 1237	13102 + 13914	36mm TAKVİYELİ ORTA KAYIT PROFİLİ 36mm mullion profile with reinforcement	2,705kg/mt
	P 1523	15312 + 15341	AÇILI BİRLEŞİM GEÇİŞ PROFİLİ adepter profile for segmented windows	1,380kg/mt
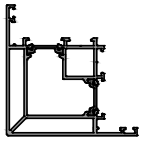	P 1524	15342 + 15298	90° KÖŞE KASA PROFİLİ 90° corner frame profile	2,575kg/mt
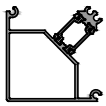	P 1525	15343 + 15300	90° KÖŞE ADAPTÖR PROFİLİ internal-external 90° corner adepter profile	1,580kg/mt
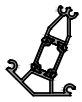	P 1526	15344 + 15302	135° KÖŞE ADAPTÖR PROFİLİ internal-external 135° corner adepter profile	1,085kg/mt
	P 1240	14008 + 14009	EŞİK PROFİLİ threshold profile	0,745kg/mt
	P 1020	12769	TİJ PROFİLİ (eloxal) rod profile (anodised)	0,105kg/mt

PROFİL ŞEKLİ PROFILE SECTION	PROFİL ADI PROFILE NO	KALIP KODU DIE NO	PROFİL TANIMI PROFILE DESCRIPTION	AĞIRLIK WEIGHT
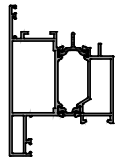	P 1527	15303 + 13739	DIŞA AÇILIR KAPI KANAT PROFİLİ outward opening door sash profile with euro channel	2,260kg/mt
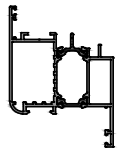	P 1197	13695 + 13696	72mm KANAT PROFİLİ 72mm sash profile with euro channel	1,880kg/mt
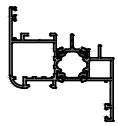	P 1196	13693 + 13694	54mm KANAT PROFİLİ 54mm sash profile with euro channel	1,555kg/mt
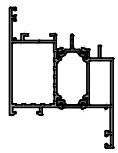	P 1528	15304 + 13696	72mm KANAT PROFİLİ 72mm sash profile with euro channel	1,880kg/mt
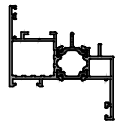	P 1529	15305 + 13694	54mm KANAT PROFİLİ 54mm sash profile with euro channel	1,560kg/mt
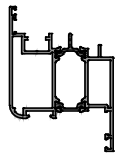	P 1204	13801 + 13110	74,5mm KANAT PROFİLİ 74,5mm sash profile with pvc channel	2,160kg/mt
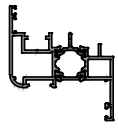	P 1203	13800 + 13108	54,5mm KANAT PROFİLİ 54,5mm sash profile with pvc channel	1,735kg/mt
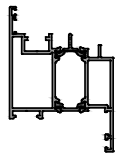	P 1194	13109 + 13110	74,5mm KANAT PROFİLİ 74,5mm sash profile with pvc channel	2,145kg/mt
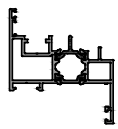	P 1193	13107 + 13108	54,5mm KANAT PROFİLİ 54,5mm sash profile with pvc channel	1,720kg/mt

PROFİL ŞEKLİ PROFILE SECTION	PROFİL ADI PROFILE NO	KALIP KODU DIE NO	PROFİL TANIMI PROFILE DESCRIPTION	AĞIRLIK WEIGHT
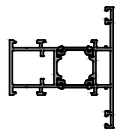	P 1192	13101 + 13104	KANAT İÇİ ORTA KAYIT PROFİLİ mullion profile for sash	1,840kg/mt
	P 1232	14010	DAMLALIK PROFİLİ dropper profile for sash	0,265kg/mt
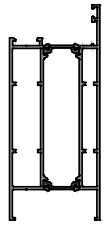	P 1236	13933 + 13934	ETEK PROFİLİ sill profile	3,125kg/mt
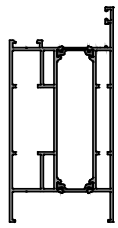	P 1235	14005 + 13934	ETEK PROFİLİ sill profile	3,560kg/mt
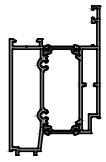	P 1530	14211 + 14220	ETEK YÜKSELTME PROFİLİ additional sill profile	2,285kg/mt
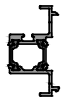	P 1531	15349 + 13955	CEPHE BİRLEŞİMİ ADAPTÖR PROFİLİ adepter profile for facade connecting	0,955kg/mt
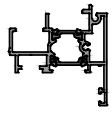	P 1195	13125 + 13126	ÇİFT KANAT ADAPTÖR PROFİLİ adepter profile for double sash	1,680kg/mt
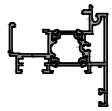	P 1198	13697 + 13126	ÇİFT KANAT ADAPTÖR PROFİLİ adepter profile for double sash	1,595kg/mt

PROFİL ŞEKLİ PROFILE SECTION	PROFİL ADI PROFILE NO	KALIP KODU DIE NO	PROFİL TANIMI PROFILE DESCRIPTION	AĞIRLIK WEIGHT
	P 1176	13698	14mm CAM ÇITASI 14mm glazing bead profile	0,335kg/mt
	P 1179	13671	18mm CAM ÇITASI 18mm glazing bead profile	0,350kg/mt
	P 1180	13670	27mm CAM ÇITASI 27mm glazing bead profile	0,380kg/mt
	P 1105	13113	22mm CAM ÇITASI 22mm glazing bead profile	0,360kg/mt
	P 1158	13111	31mm CAM ÇITASI 31mm glazing bead profile	0,365kg/mt
	P 1494	15306	10mm CAM ÇITASI 10mm glazing bead profile	0,325kg/mt
	P 1495	15307	6mm CAM ÇITASI 6mm glazing bead profile	0,270kg/mt
	P 1496	15308	2mm CAM ÇITASI 2mm glazing bead profile	0,245kg/mt
	P 1497	15309	40mm CAM ÇITASI 40mm glazing bead profile	0,435kg/mt
	P 1498	15310	36mm CAM ÇITASI 36mm glazing bead profile	0,415kg/mt

PROFİL ŞEKLİ PROFILE SECTION	PROFİL ADI PROFILE NO	KALIP KODU DIE NO	PROFİL TANIMI PROFILE DESCRIPTION	AĞIRLIK WEIGHT
	P 1499	15311	DIŞTAN EK CAM ÇITASI glazing bead profile for outside	0,235kg/mt
	P 1219	13953	ETEK ALT FIRÇA PROFİLİ brush profile for sill	0,405kg/mt
	P 1760	16214	40mm PERVAZ PROFİLİ 40mm architrave profile	0,290kg/mt
	P 1761	16210	40mm UZUN PERVAZ PROFİLİ 40mm long architrave profile	0,890kg/mt
	P 1177	12917	40mm PERVAZ PROFİLİ 40mm architrave profile	0,300kg/mt
	P 1178	13250	50mm PERVAZ PROFİLİ 50mm architrave profile	0,375kg/mt
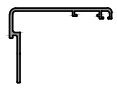	P 1222	12795	68mm PERVAZ PROFİLİ 68mm architrave profile	0,760kg/mt
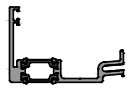	P 1241	13965 + 13966	KÖRKASA PROFİLİ subframe profile	1,440kg/mt
	P 1224	13967	KÖRKASA KAPAK PROFİLİ glazing bead profile for subframe profile	0,605kg/mt
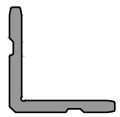	P 1574	9083	8mm KÖŞE TAKOZ PROFİLİ 8mm corner cleat profile	2,675kg/mt

PROFİL ŞEKLİ PROFILE SECTION	PROFİL ADI PROFILE NO	KALIP KODU DIE NO	PROFİL TANIMI PROFILE DESCRIPTION	AĞIRLIK WEIGHT
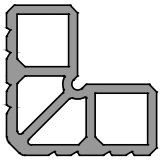	P 1187	5539	47,3mm KÖŞE TAKOZ PROFİLİ 47,3mm corner cleat profile	8,305kg/mt
	P 1161	3272	35,8mm KÖŞE TAKOZ PROFİLİ 35,8mm corner cleat profile	6,230kg/mt
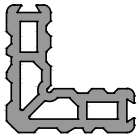	P 1162	5543	29,3mm KÖŞE TAKOZ PROFİLİ 29,3mm corner cleat profile	6,705kg/mt
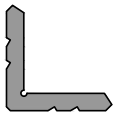	P 1163	4292-A	11,5mm KÖŞE TAKOZ PROFİLİ 11,5mm corner cleat profile	3,750kg/mt
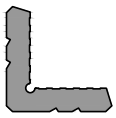	P 1016	12254	15,7mm KÖŞE TAKOZ PROFİLİ 15,7mm corner cleat profile	4,910kg/mt
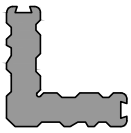	P 1118	5542	22,5mm KÖŞE TAKOZ PROFİLİ 22,5mm corner cleat profile	7,285kg/mt
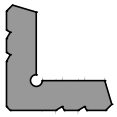	P 1015	338	19,7mm KÖŞE TAKOZ PROFİLİ 19,7mm corner cleat profile	5,990kg/mt
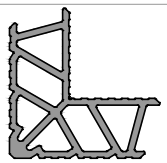	P 1116	13248	39,8mm KÖŞE TAKOZ PROFİLİ 39,8mm corner cleat profile	5,710kg/mt
	P 1069	11652	13,2mm KÖŞE TAKOZ PROFİLİ 13,2mm corner cleat profile	4,200kg/mt

BASIC 60
KAPI ve PENCERE SİSTEMİ
DOOR and WINDOW SYSTEM

CAM MONTAJ TALİMATI
GLAZING ASSEMBLY

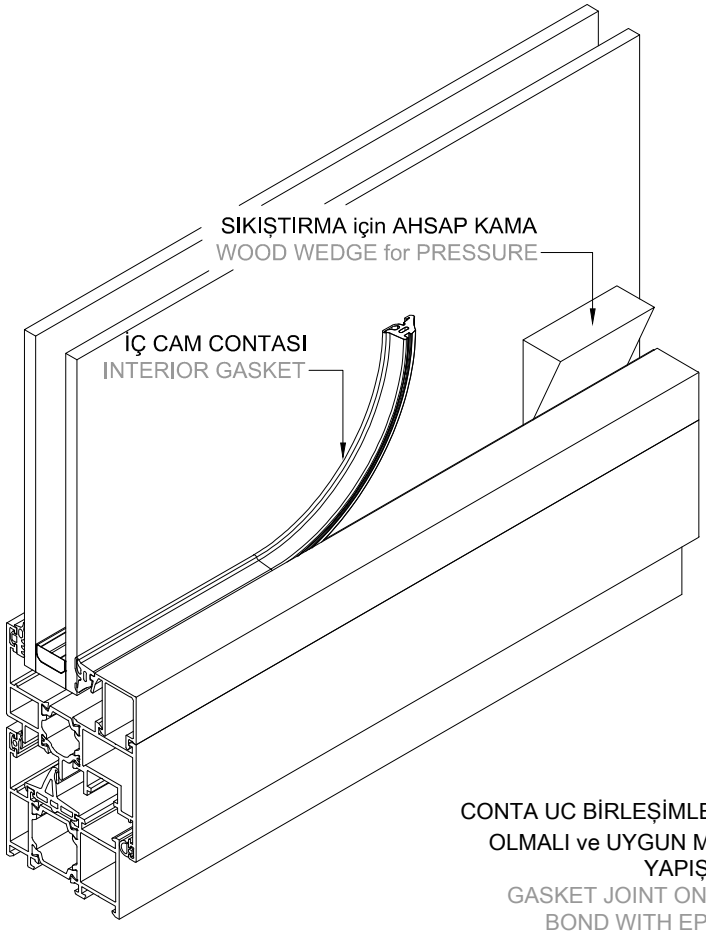

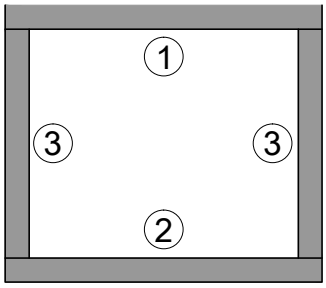

CAM ÇITASI MONTAJ SIRALAMASI
GLAZING BEAD ASSEMBLY SEQUENC

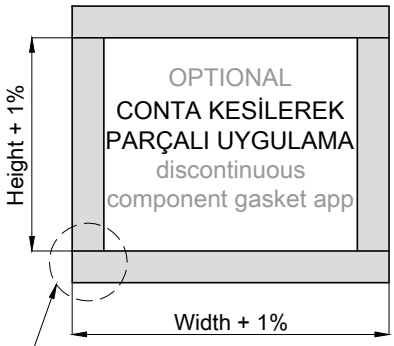

CONTA UC BİRLEŞİMLERİ ÜSTTE
OLMALI ve UYGUN MASTİK İLE
YAPIŞTIRILMALI
GASKET JOINT ON THE TOP,
BOND WITH EPDM GLUE.

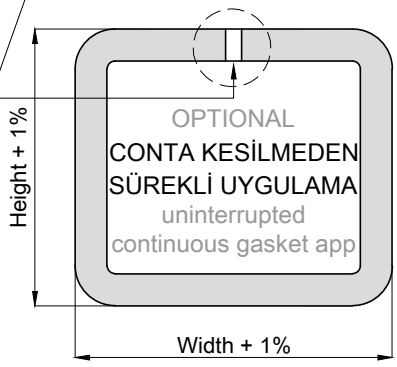

(1) CAM TAKOZU
Cam takozlari yerlesimi altta bulunan sematik çizimde gösterilmistir.
takozlarin kenara mesafeleri kanat ölçüsünün 5/1 i yada 10/1 i kadar olmalidir.
GLASS CLEATS
The assembly of glass reinforcement pieces has
been showed at the top schemetically.The gap distance to the corner should be,
the 5/1 or 10/1 of the sash size.

(2) MESAFE AYARLAMA TAKOZU
Mesafe ayar takozlari camin aluminyum çerçeve içinde dogru pozisyonda stabil olarak durmasini saglar.
cam ile profil arasina takozlari zorlamadan yerlestiriniz.
DISTANCE ADJUSTMENT PIECE
Distance adjustment pieces stabilize the glass
in the frame at the true pozition.Put the distance adjustment piece between
glass and profile without using force.

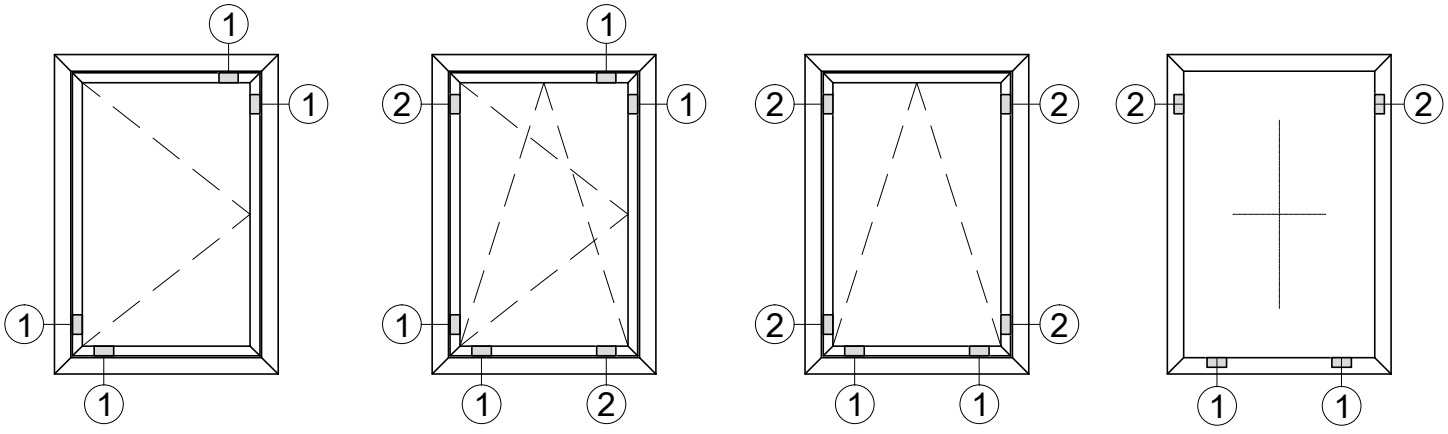

AKSESUAR ve DONANIM MONTAJINDAN ÖNCE,
CAM ve TAKOZLAMA İŞLEMİ YAPILMALIDIR.
THE PANE MUST BE SHIMMED IN THE SASH SO THAT THE SASH
OPERATES WITHOUT ADJUSTMENT OF THE HARDWARE.

(1) TAŞIYICI TAKOZ
GLASS CLEAT

(2) AYAR TAKOZU
ADJUSTMENT PIECE

CAM KALINLIGI glass thickness	ÇITA glazing bead		CAM CONTASI glazing gasket	
	profil section	kod code	perdeli conta with fin gasket	standart conta without fin gasket
6mm	P 1498 (36mm) 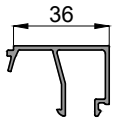		800 233 (6mm)	800 271 (6mm)
8mm			800 297 (4mm)	800 228 (4mm)
10mm	P 1158 (31mm) 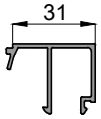		800 252 (8mm)	800 277 (8mm)
12mm			800 233 (6mm)	800 271 (6mm)

CAM KALINLIGI glass thickness	ÇITA glazing bead		CAM CONTASI glazing gasket	
	profil section	kod code	perdeli conta with fin gasket	standart conta without fin gasket
14mm	P 1180 (27mm) 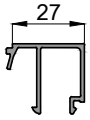		800 252 (8mm)	800 277 (8mm)
16mm			800 233 (6mm)	800 271 (6mm)
18mm				800 491 (3mm)
20mm	P 1105 (22mm) 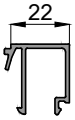		800 233 (6mm)	800 271 (6mm)
22mm			800 297 (4mm)	800 228 (4mm)
24mm	P 1179 (18mm) 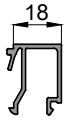		800 233 (6mm)	800 271 (6mm)
26mm			800 297 (4mm)	800 228 (4mm)
28mm	P 1176 (14mm) 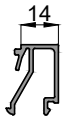		800 233 (6mm)	800 271 (6mm)
30mm			800 297 (4mm)	800 228 (4mm)
32mm	P 1494 (10mm) 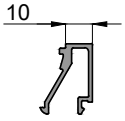		800 233 (6mm)	800 271 (6mm)
34mm			800 297 (4mm)	800 228 (4mm)
36mm	P 1495 (6mm) 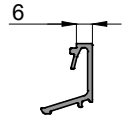		800 233 (6mm)	800 271 (6mm)
38mm			800 297 (4mm)	800 228 (4mm)
40mm	P 1496 (2mm) 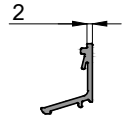		800 233 (6mm)	800 271 (6mm)
42mm			800 297 (4mm)	800 228 (4mm)

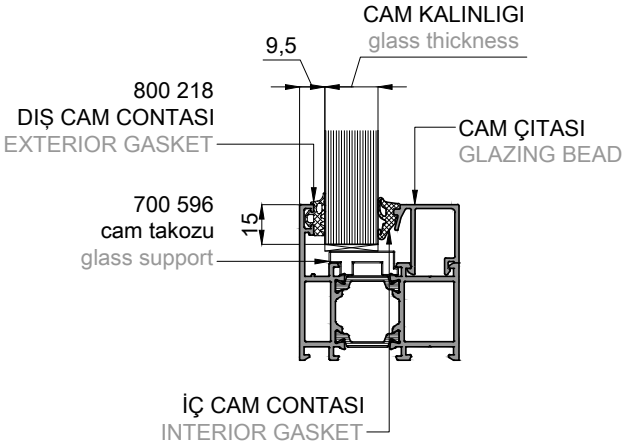

Yanda tablodaki veriler teoriktir.
Lütfen cam ve conta toleranslarını dikkate alınız.
selection tables promise a first planning.
Please keep the glass and gasket tolerances in mind.

CAM KALINLIGI glass thickness	ÇITA glazing bead		CAM CONTASI glazing gasket	
	profil section	kod code	perdeli conta with fin gasket	standart conta without fin gasket
6mm	P 1498 (36mm) 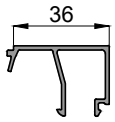		800 233 (6mm)	800 271 (6mm)
8mm			800 297 (4mm)	800 228 (4mm)
10mm	P 1158 (31mm) 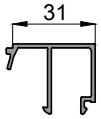		800 252 (8mm)	800 277 (8mm)
12mm			800 233 (6mm)	800 271 (6mm)

CAM KALINLIGI glass thickness	ÇITA glazing bead		CAM CONTASI glazing gasket	
	profil section	kod code	perdeli conta with fin gasket	standart conta without fin gasket
14mm	P 1180 (27mm) 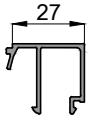		800 252 (8mm)	800 277 (8mm)
16mm			800 233 (6mm)	800 271 (6mm)
18mm				800 491 (3mm)
20mm	P 1105 (22mm) 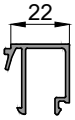		800 233 (6mm)	800 271 (6mm)
22mm			800 297 (4mm)	800 228 (4mm)
24mm	P 1179 (18mm) 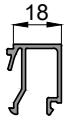		800 233 (6mm)	800 271 (6mm)
26mm			800 297 (4mm)	800 228 (4mm)
28mm	P 1176 (14mm)		800 233 (6mm)	800 271 (6mm)
30mm			800 297 (4mm)	800 228 (4mm)
32mm	P 1494 (10mm) 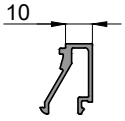		800 233 (6mm)	800 271 (6mm)
34mm			800 297 (4mm)	800 228 (4mm)
36mm	P 1495 (6mm) 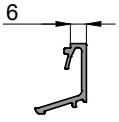		800 233 (6mm)	800 271 (6mm)
38mm			800 297 (4mm)	800 228 (4mm)
40mm	P 1496 (2mm) 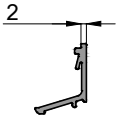		800 233 (6mm)	800 271 (6mm)
42mm			800 297 (4mm)	800 228 (4mm)

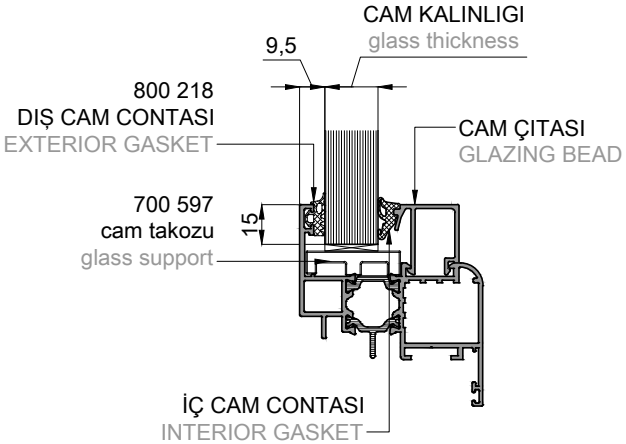

Yanda tablodaki veriler teoriktir.
Lütfen cam ve conta toleranslarını dikkate alınız.
selection tables promise a first planning.
Please keep the glass and gasket tolerances in mind.

CAM KALINLIGI glass thickness	ÇITA glazing bead		CAM CONTASI glazing gasket	
	profil section	kod code	perdeli conta with fin gasket	standart conta without fin gasket
6mm	P 1497 (40mm) 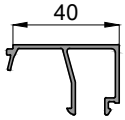		800 296 (10mm)	800 278 (10mm)
8mm			800 252 (8mm)	800 277 (8mm)
10mm			800 233 (6mm)	800 271 (6mm)
12mm	P 1498 (36mm) 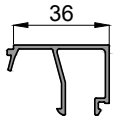		800 296 (10mm)	800 278 (10mm)
14mm			800 252 (8mm)	800 277 (8mm)
16mm			800 233 (6mm)	800 271 (6mm)

CAM KALINLIGI glass thickness	ÇITA glazing bead		CAM CONTASI glazing gasket	
	profil section	kod code	perdeli conta with fin gasket	standart conta without fin gasket
18mm	P 1158 (31mm) 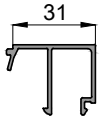		800 252 (8mm)	800 277 (8mm)
20mm			800 233 (6mm)	800 271 (6mm)
22mm			800 297 (4mm)	800 228 (4mm)
24mm	P 1180 (27mm) 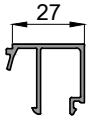		800 233 (6mm)	800 271 (6mm)
26mm			800 297 (4mm)	800 228 (4mm)
28mm	P 1105 (22mm) 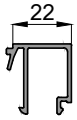		800 252 (8mm)	800 277 (8mm)
30mm			800 233 (6mm)	800 271 (6mm)
32mm	P 1179 (18mm) 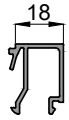		800 252 (8mm)	800 277 (8mm)
34mm			800 233 (6mm)	800 271 (6mm)
36mm	P 1176 (14mm)		800 252 (8mm)	800 277 (8mm)
38mm			800 233 (6mm)	800 271 (6mm)
40mm	P 1494 (10mm) 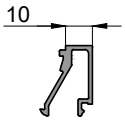		800 252 (8mm)	800 277 (8mm)
42mm			800 233 (6mm)	800 271 (6mm)
44mm	P 1495 (6mm) 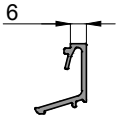		800 252 (8mm)	800 277 (8mm)
46mm			800 233 (6mm)	800 271 (6mm)
48mm	P 1496 (2mm) 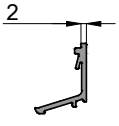		800 252 (8mm)	800 277 (8mm)
50mm			800 233 (6mm)	800 271 (6mm)

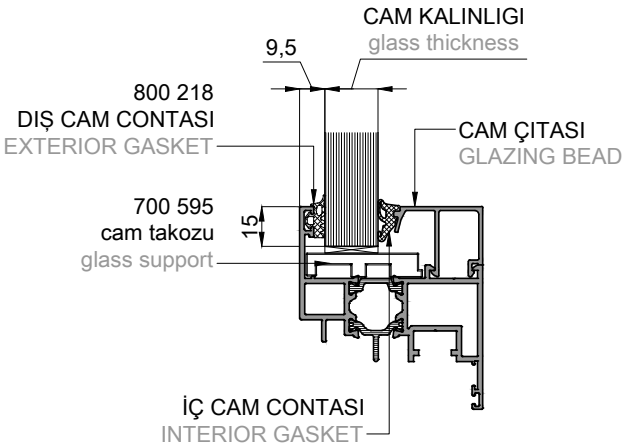

Yanda tablodaki veriler teoriktir.
Lütfen cam ve conta toleranslarını dikkate alınız.
selection tables promise a first planning.
Please keep the glass and gasket tolerances in mind.

BASIC 60
KAPI ve PENCERE SİSTEMİ
DOOR and WINDOW SYSTEM

CONTALAR
GASKETS

CONTA ŞEKLİ	CONTA KODU	MALZEME CİNSİ	CONTA TANIMI	PAKET
	800 218	EPDM	DIŞ CAM CONTASI exterior glazing gasket	200mt/pk 0,072kg/mt
	800 228	EPDM	4mm İÇ CAM CONTASI 4mm interior glazing gasket	185mt/pk 0,081kg/mt
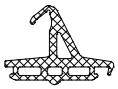	800 229	EPDM	ORTA SIZDIRMAZLIK CONTASI central tightness gasket	70mt/paket 0,220kg/mt
	800 233	EPDM	6mm PERDELİ İÇ CAM CONTASI 6mm interior glazing gasket	125mt/pk 0,117kg/mt
	800 234	EPDM	∅4mm YUVARLAK CONTA ∅4 oring gasket	500mt/pk 0,017kg/mt
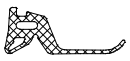	800 252	EPDM	8mm PERDELİ İÇ CAM CONTASI 8mm interior glazing gasket	100mt/pk 0,150kg/mt
	800 271	EPDM	6mm İÇ CAM CONTASI 6mm interior glazing gasket	185mt/pk 0,081kg/mt
	800 272	EPDM	PERVAZ BİNİ CONTASI overlap gasket for architrave	415mt/pk 0,036kg/mt
	800 277	EPDM	8mm İÇ CAM CONTASI 8mm interior glazing gasket	165mt/pk 0,092kg/mt
	800 278	EPDM	10mm İÇ CAM CONTASI 10mm interior glazing gasket	115mt/pk 0,130kg/mt

CONTA ŞEKLİ GASKET SECTION	CONTA KODU GASKET NO	MALZEME MATERIAL	CONTA TANIMI GASKET DESCRIPTION	PAKET PACKAGE
	800 288	EPDM	CEPHE ADAPTÖR BESLEME CONTASI adding gasket facade adepter	230mt/pk 0,065kg/mt
	800 289	EPDM	CEPHE ADAPTÖR BESLEME CONTASI adding gasket facade adepter	134mt/pk 0,112kg/mt
	800 290	EPDM	CEPHE ADAPTÖR BESLEME CONTASI adding gasket facade adepter	95mt/pk 0,158kg/mt
	800 291	EPDM	CEPHE ADAPTÖR BESLEME CONTASI adding gasket facade adepter	80mt/pk 0,186kg/mt
	800 292	EPDM	CEPHE ADAPTÖR BESLEME CONTASI adding gasket facade adepter	68mt/pk 0,218kg/mt
	800 293	EPDM	KÖRKASA PROFİLİ KANAL KAPATMA CONTASI closing gasket for subframe	250mt/pk 0,060kg/mt
	800 294	EPDM	KÖRKASA PROFİLİ KAMA CONTASI interior gasket for subframe	185mt/pk 0,081kg/mt
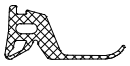	800 296	EPDM	10mm PERDELİ İÇ CAM CONTASI 10mm interior glazing gasket	90mt/pk 0,165kg/mt
	800 297	EPDM	4mm PERDELİ İÇ CAM CONTASI 4mm interior glazing gasket	160mt/pk 0,092kg/mt
	800 298	EPDM	EŞİK PROFİLİ KANAL KAPATMA CONTASI closing gasket for threshold	185mt/pk 0,082kg/mt

CONTA ŞEKLİ	CONTA KODU	MALZEME CİNSİ	CONTA TANIMI	PAKET
	800 331	EPDM	DIŞ BİNİ CONTASI exterior overlap gasket	285mt/pk 0,035kg/mt
	800 332	EPDM	İÇ BİNİ CONTASI interior overlap gasket	370mt/pk 0,027kg/mt
	800 383	EPDM	DAİRESEL KÖŞE PROFİLİ BİNİ CONTASI exterior overlap gasket for circular adepter profile	172mt/pk 0,087kg/mt
	800 490	EPDM	PERVAZ BİNİ CONTASI overlap gasket for architrave	481mt/pk 0,027kg/mt
	800 491	EPDM	3mm İÇ CAM CONTASI 3mm interior glazing gasket	240mt/pk 0,054kg/mt

BASIC 60
KAPI ve PENCERE SİSTEMİ
DOOR and WINDOW SYSTEM

AKSESUARLAR
ACCESSORIES

AKSESUAR ŞEKLİ ACCESSORIES SHAPE	AKSESUAR ACCESS. NO	AKSESUAR TANIMI ACCESSORIES DESCRIPTION	MİKTAR QUANTITY
	700 303	PVC KÖŞE ONBAŞI pvc corner angle for architrave	500 adet/pieces
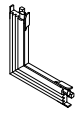	700 305	DIŞ CAM CONTASI İÇİN KÖŞE VULKANİZE vulcanized corner for ext.glazing gasket	50 adet/pieces
	700 322	ALUMİNYUM SIKIŞTIRMALI ONBAŞI aluminium corner with allien key	250 adet/pieces
	700 331	KANAT İÇ BİNİ İÇİN ONBAŞI aluminum corner angle for sash	500 adet/pieces
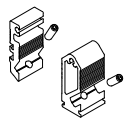	700 333	ORTA KAYIT T BİRLEŞİM ÖN ve ARKA PARÇASI T connecting bracket for mullion	50 çift/pair
	700 334	KASA İÇİN PVC ONBAŞI pvc corner angle for sash and frame	500 adet/pieces
	700 335	T KASA İÇİN PVC ONBAŞI pvc corner angle for frame	500 adet/pieces
	700 336	SU TAHLİYE KAPAGI weep hole cap	500 adet/pieces
	700 354	PERVAZ MONTAJ KLİPSİ pvc clip for architrave assembly	100 adet/pieces
	700 356	KANAT İÇ BİNİ İÇİN ONBAŞI aluminum corner angle for sash	500 adet/pieces

AKSESUAR ŞEKLİ ACCESSORIES SHAPE	AKSESUAR ACCESS. NO	AKSESUAR TANIMI ACCESSORIES DESCRIPTION	MİKTAR QUANTITY
	700 389	KAPI ALTI FIRÇASI brush for sill profile	1mt X 50adet 1mt X 50pieces
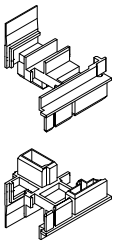	700 370	PVC KANALLI ÇİFT KANAT ADAPTÖR PROFİLİ ALT ve ÜST KAPAGI pvc cap plug for double pvc channel sash adepter profile	50 çift/pair
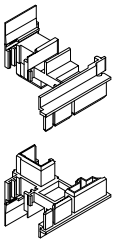	700 371	TİJ KANALLI ÇİFT KANAT ADAPTÖR PROFİLİ ALT ve ÜST KAPAGI pvc cap plug for double euro channel sash adepter profile	50 çift/pair
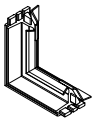	700 372	ORTA SIZDIRMAZLIK CONTASI İÇİN KÖŞE VULKANİZE vulcanized corner for central gasket	50 adet/pieces
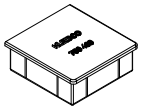	700 400	TAKVİYELİ ORTAKAYIT PROFİLİ ALT ve ÜST KAPAGI pvc cap plug for reinforcement mullion profile	50 adet/pieces
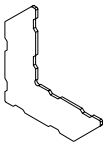	700 401	KÖRKASA PROFİLİ İÇİN ONBAŞI outer corner angle for subframe profile	500 adet/pieces
	700 402	KÖRKASA ÇITA PROFİL İÇİN ONBAŞI inner corner angle for subframe profile	500 adet/pieces
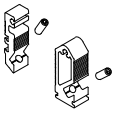	700 403	ORTA KAYIT T BİRLEŞİM ÖN ve ARKA PARÇASI T connecting bracket for mullion	50 çift/pair

AKSESUAR ŞEKLİ ACCESSORIES SHAPE	AKSESUAR ACCESS. NO	AKSESUAR TANIMI ACCESSORIES DESCRIPTION	MİKTAR QUANTITY
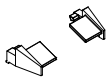	700 404	DAMLALIK PROFİLİ KAPAGI pvc cap plug for dropper profile	50 çift/pair
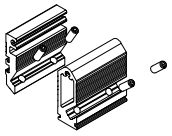	700 502	ORTA KAYIT T BİRLEŞİM ÖN ve ARKA PARÇASI T connecting bracket for mullion	50 çift/pair
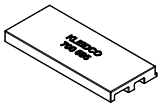	700 595	DÜZ KANAT İÇİN CAM TAKOZU glass support for sash	100 adet/pieces
	700 596	KASA İÇİN CAM TAKOZU glass support for frame	100 adet/pieces
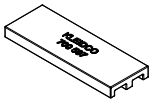	700 597	OVAL KANAT İÇİN CAM TAKOZU glass support for circular sash	100 adet/pieces
	700 598	28mm ORTA KAYIT T BİRLEŞİM EPDM KÖPÜK epdm foam for T joint for 28mm mullion	100 adet/pieces
	700 599	36mm ORTA KAYIT T BİRLEŞİM EPDM KÖPÜK epdm foam for T joint for 36mm mullion	100 adet/pieces
	700 600	44mm ORTA KAYIT T BİRLEŞİM EPDM KÖPÜK epdm foam for T joint for 44mm mullion	100 adet/pieces
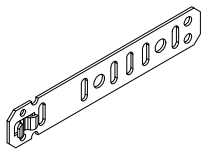	700 773	2mm GALVANİZLİ ANKRAJ 2mm galvanize strap anchor	20 adet/pieces

BASIC 60
KAPI ve PENCERE SİSTEMİ
DOOR and WINDOW SYSTEM

TAM ÖLÇEKLİ ALUMİNYUM PROFİLLER
FULL SCALE PROFILES

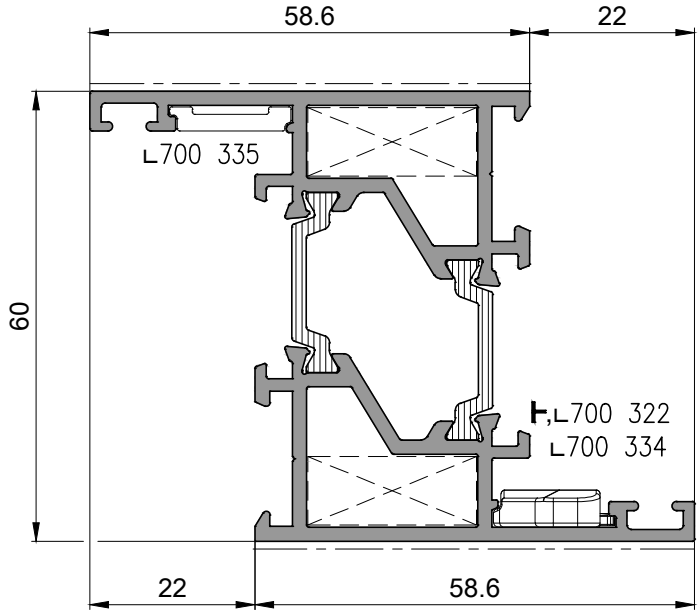

P 1520

Z Kasa Profili / 1,760kg/mt

Z Frame Profile

	15289	15289
	P1118 9.1mm	P1118 9.1mm
	700 322 700 334	700 335
		-

Ix 29.38 cm4

Iy 11.84 cm4

NOT : 700 322 Onbaşı T ve L Köşe Birleşimde Kullanılır. 700 322 T and L corner angle are used in corner joint
45° Köşe Birleşimde 700 322 Alternatifi 700 334 Kullanılır. 700 334 is used as the alternative for 700 322 in 45° corner joint.
45° Köşe Birleşimde Sadece Dışta 700 335 kullanılır.700 335 is used only on the exterior for 45° corner joint

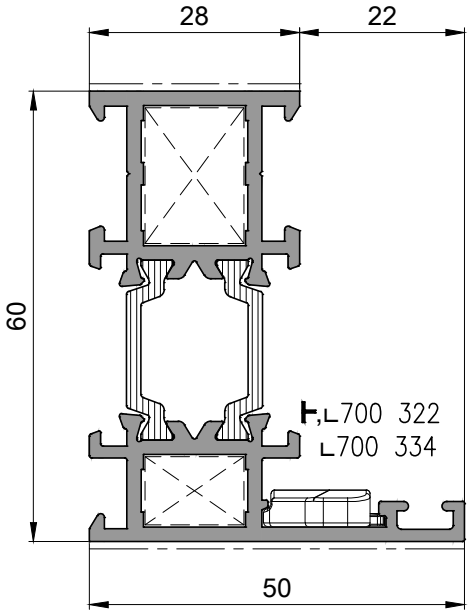

P 1239

L Kasa Profili / 1,400kg/mt

L Frame Profile

	13997	13995
	P1069 9.1mm	P1069 18.1mm
	700 322 700 334	-
		-

Ix 18.81 cm4

Iy 5.48 cm4

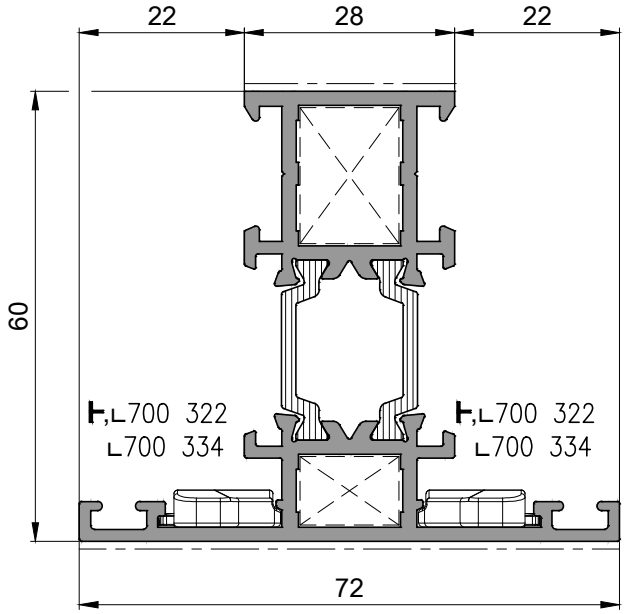

P 1238

T Kasa Profili / 1,550kg/mt
T Frame Profile

	13996	13995
	P1069 9.1mm	P1069 18.1mm
	700 322 700 334	-
	700 403	

Ix 20.68 cm4

Iy 10.65 cm4

NOT : 700 322 Onbaşı T ve L Köşe Birleşimde Kullanılır. 700 322 T and L corner angle are used in corner joint
45° Köşe Birleşimde 700 322 Alternatifi 700 334 Kullanılır. 700 334 is used as the alternative for 700 322 in 45° corner joint.
45° Köşe Birleşimde Sadece Dışta 700 335 kullanılır.700 335 is used only on the exterior for 45° corner joint

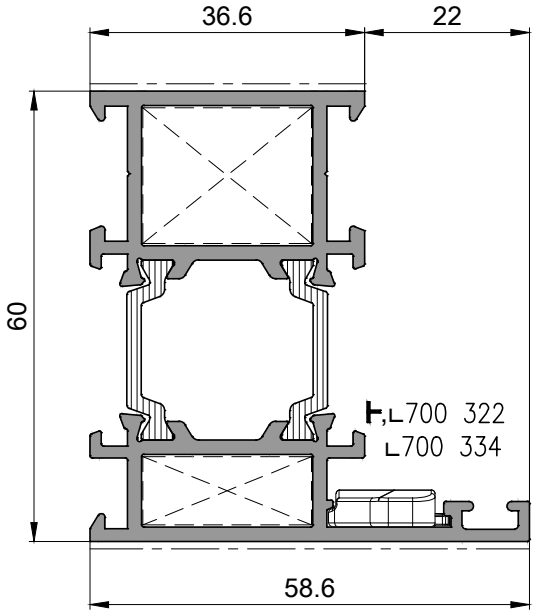

P 1191

L Kasa Profili / 1,560kg/mt
L Frame Profile

	13103	13102
	P1118 9.1mm	P1118 18.1mm
	700 322 700 334	-
	-	

Ix 21.70 cm4

Iy 9.63 cm4

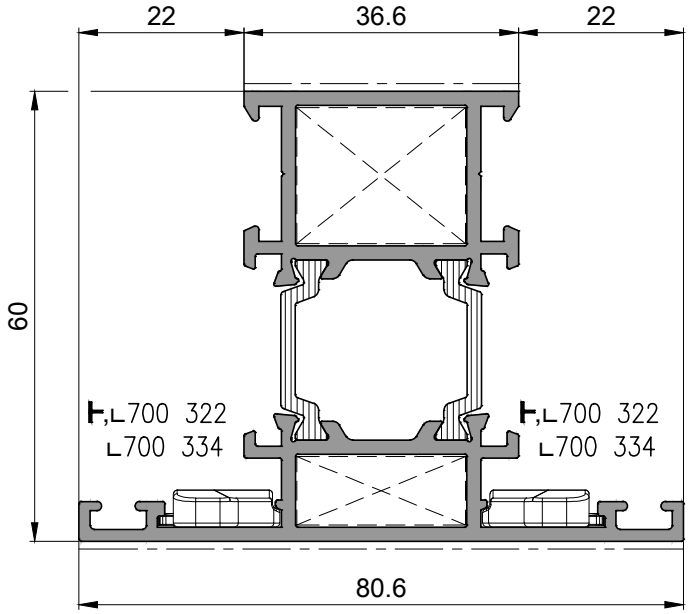

P 1190

T Kasa Profili / 1,710kg/mt
T Frame Profile

	13104	13102
	P1118 9.1mm	P1118 18.1mm
	700 322 700 334	-
	700 333	

Ix 23.31 cm4

Iy 16.57 cm4

NOT : 700 322 Onbaşı T ve L Köşe Birleşimde Kullanılır. 700 322 T and L corner angle are used in corner joint
45° Köşe Birleşimde 700 322 Alternatifi 700 334 Kullanılır. 700 334 is used as the alternative for 700 322 in 45° corner joint.
45° Köşe Birleşimde Sadece Dışta 700 335 kullanılır.700 335 is used only on the exterior for 45° corner joint

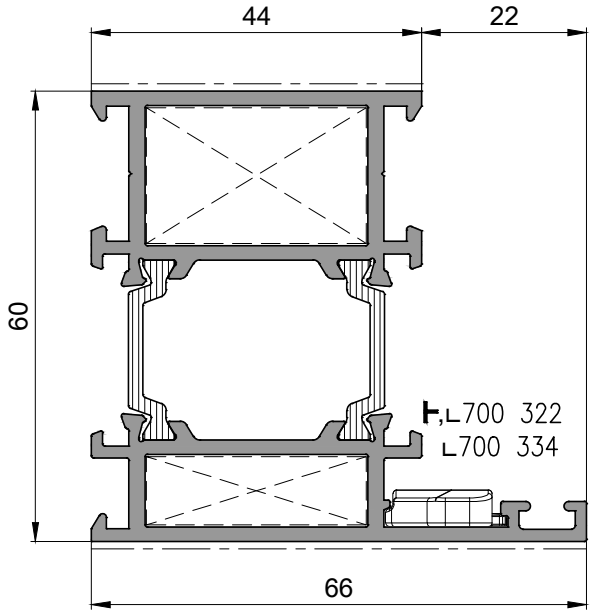

P 1521

L Kasa Profili / 1,755kg/mt
L Frame Profile

	15290	14209
	P1162 9.1mm	P1162 18.1mm
	700 322 700 334	-
	-	

Ix 25.16 cm4

Iy 14.88 cm4

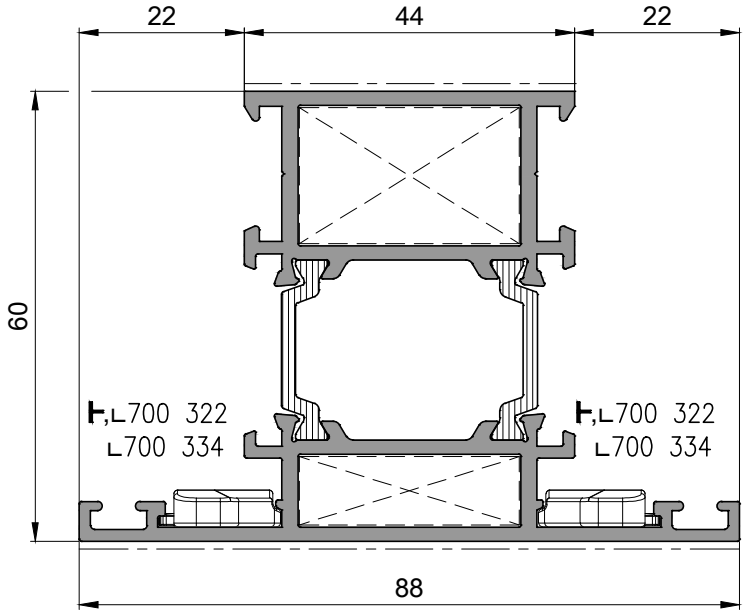

P 1336

T Kasa Profili / 1,900kg/mt
T Frame Profile

	14210	14209
	P1162 9.1mm	P1162 18.1mm
	700 322 700 334	-
	700 502	

Ix 26.43 cm4

Iy 23.68 cm4

NOT : 700 322 Onbaşı T ve L Köşe Birleşimde Kullanılır. 700 322 T and L corner angle are used in corner joint
45° Köşe Birleşimde 700 322 Alternatifi 700 334 Kullanılır. 700 334 is used as the alternative for 700 322 in 45° corner joint.
45° Köşe Birleşimde Sadece Dışta 700 335 kullanılır.700 335 is used only on the exterior for 45° corner joint

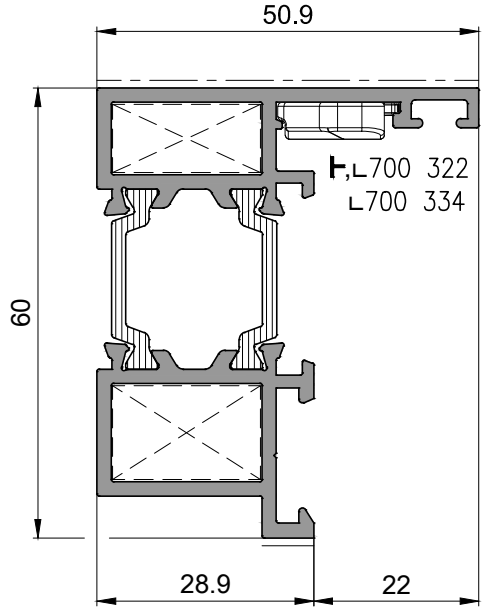

P 1522

Adaptör Profili / 1,345kg/mt
Adepter Profile

	15291	15292
	P1015 12.5mm	P1015 9.1mm
	-	700 322 700 334
	-	

Ix 16.29 cm4

Iy 6.23 cm4

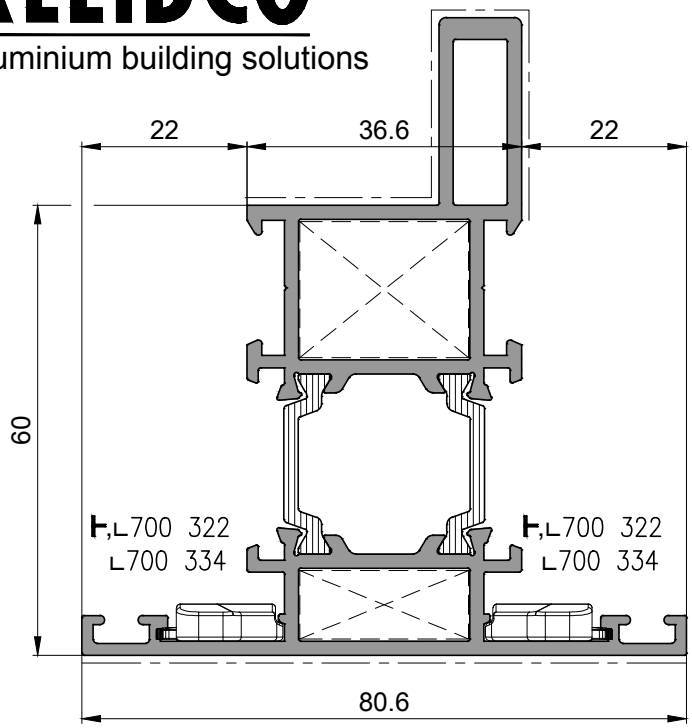

P 1625

T Kasa Profili / 2,020kg/mt
T Frame Profile

	13104	16422
	P1118 9.1mm	P1118 18.1mm
	700 322 700 334	-
	700 333	

Ix 45.43 cm4

Iy 17.26 cm4

NOT : 700 322 Onbaşı T ve L Köşe Birleşimde Kullanılır. 700 322 T and L corner angle are used in corner joint
45° Köşe Birleşimde 700 322 Alternatifi 700 334 Kullanılır. 700 334 is used as the alternative for 700 322 in 45° corner joint.
45° Köşe Birleşimde Sadece Dışta 700 335 kullanılır.700 335 is used only on the exterior for 45° corner joint

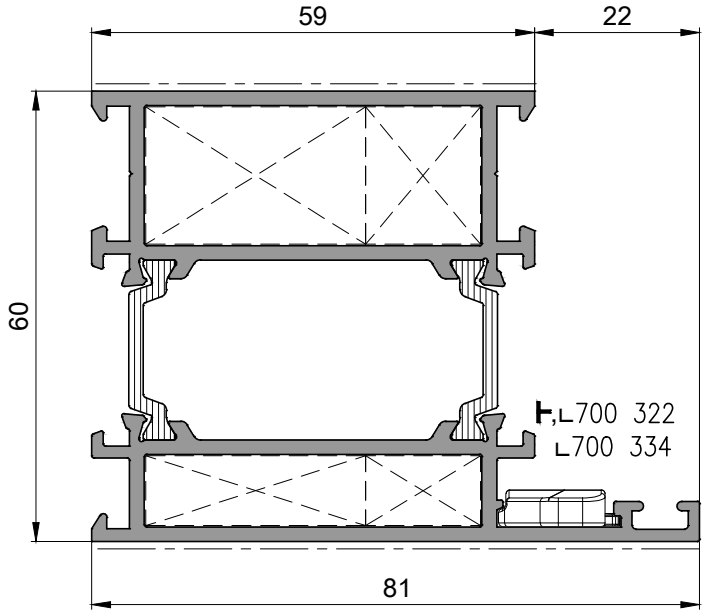

P 1626

L Kasa Profili / 2,040kg/mt
L Frame Profile

	15439	15438
	P1161 P1574 9.1mm	P1161 P1574 18.1mm
	700 322 700 334	-
	-	

Ix 32.81 cm4

Iy 27.24 cm4

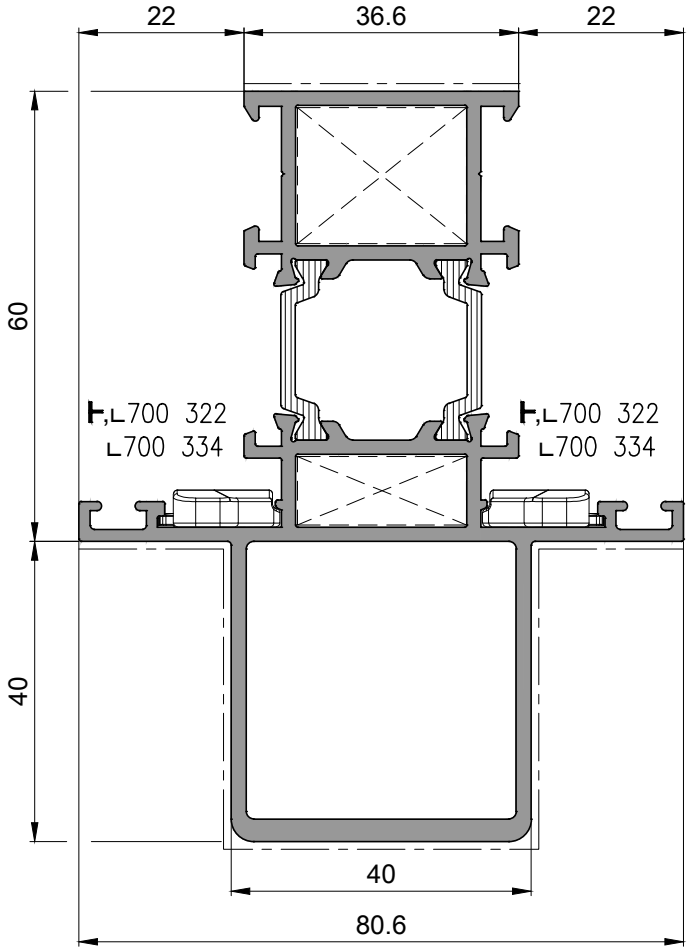

P 1188

Takviyeli Profil / 2,425kg/mt

Mullion Profile

	13105	13102
	P1118 9.1mm	P1118 18.1mm
	700 322 700 334	-
	700 333	

Ix	Iy
67.71 cm4	23.40 cm4

NOT : 700 322 Onbaşı T ve L Köşe Birleşimde Kullanılır. 700 322 T and L corner angle are used in corner joint
45° Köşe Birleşimde 700 322 Alternatifi 700 334 Kullanılır. 700 334 is used as the alternative for 700 322 in 45° corner joint.
45° Köşe Birleşimde Sadece Dışta 700 335 kullanılır.700 335 is used only on the exterior for 45° corner joint

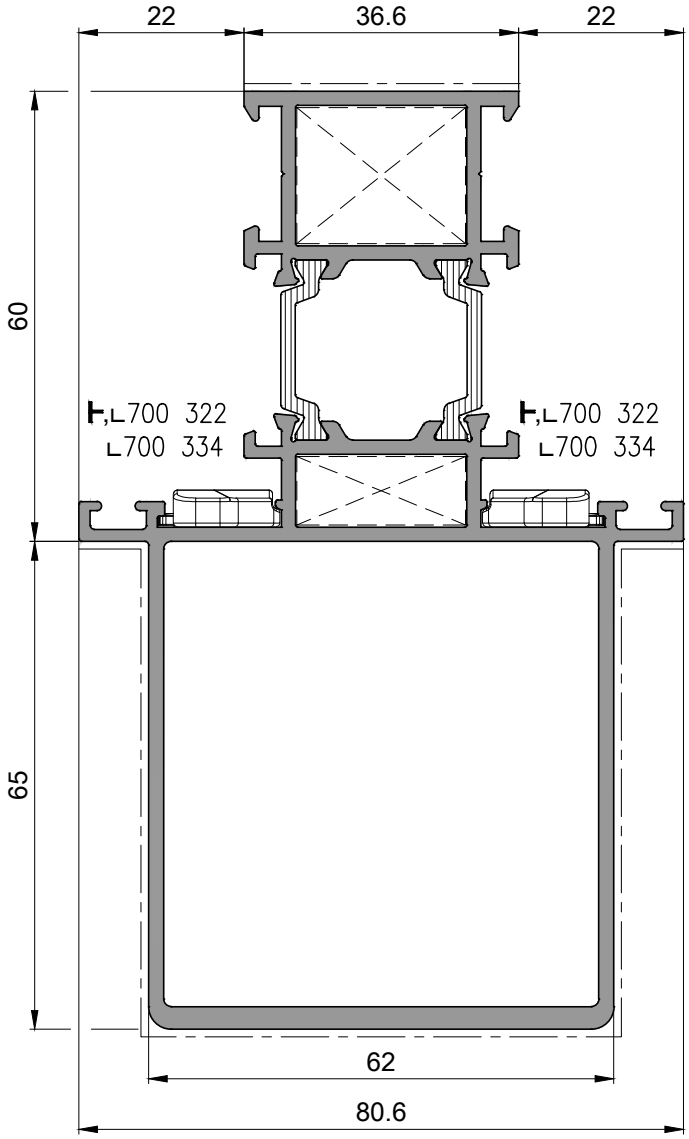

P 1189

Takviyeli Profil / 2,875kg/mt
Mullion Profile

	13106	13102
	P1118 9.1mm	P1118 18.1mm
	700 322 700 334	-
	700 333	

Ix 138.66 cm4

Iy 44.58 cm4

NOT : 700 322 Onbaşı T ve L Köşe Birleşimde Kullanılır. 700 322 T and L corner angle are used in corner joint
45° Köşe Birleşimde 700 322 Alternatifi 700 334 Kullanılır. 700 334 is used as the alternative for 700 322 in 45° corner joint.
45° Köşe Birleşimde Sadece Dışta 700 335 kullanılır.700 335 is used only on the exterior for 45° corner joint

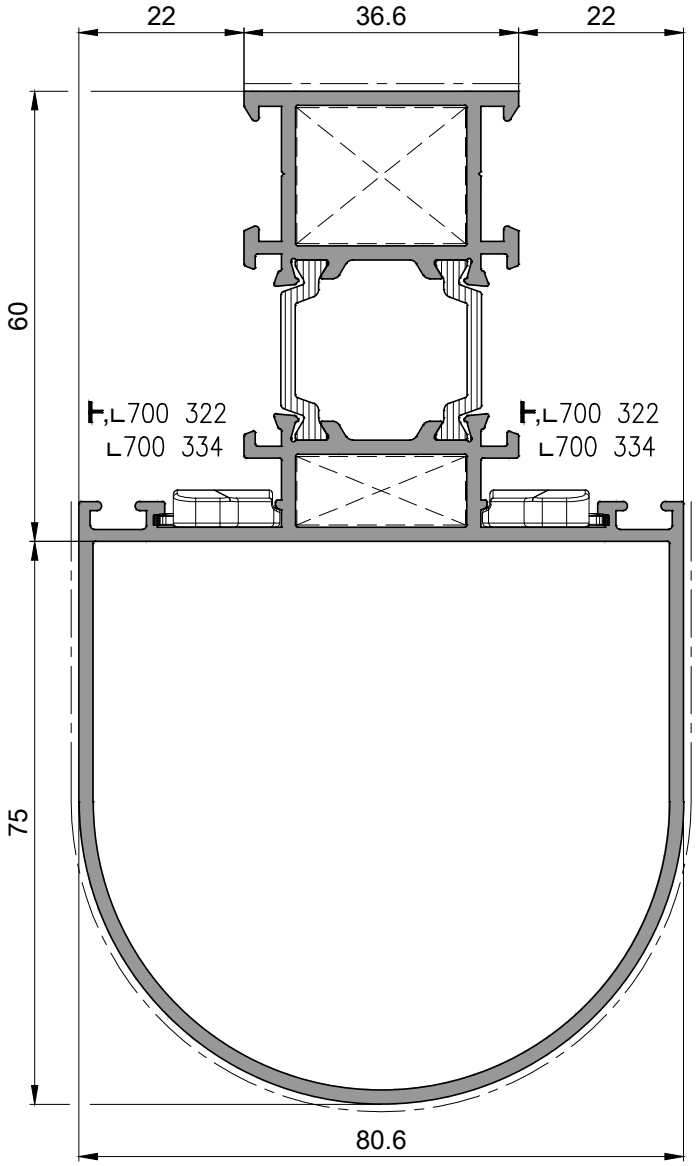

P 1237

Takviyeli Profil / 2,705kg/mt
Mullion Profile

	13914	13102
	P1118 9.1mm	P1118 18.1mm
	700 322 700 334	-
	700 333	

Ix	Iy
129.81 cm4	55.20 cm4

NOT : 700 322 Onbaşı T ve L Köşe Birleşimde Kullanılır. 700 322 T and L corner angle are used in corner joint
45° Köşe Birleşimde 700 322 Alternatifi 700 334 Kullanılır. 700 334 is used as the alternative for 700 322 in 45° corner joint.
45° Köşe Birleşimde Sadece Dışta 700 335 kullanılır.700 335 is used only on the exterior for 45° corner joint

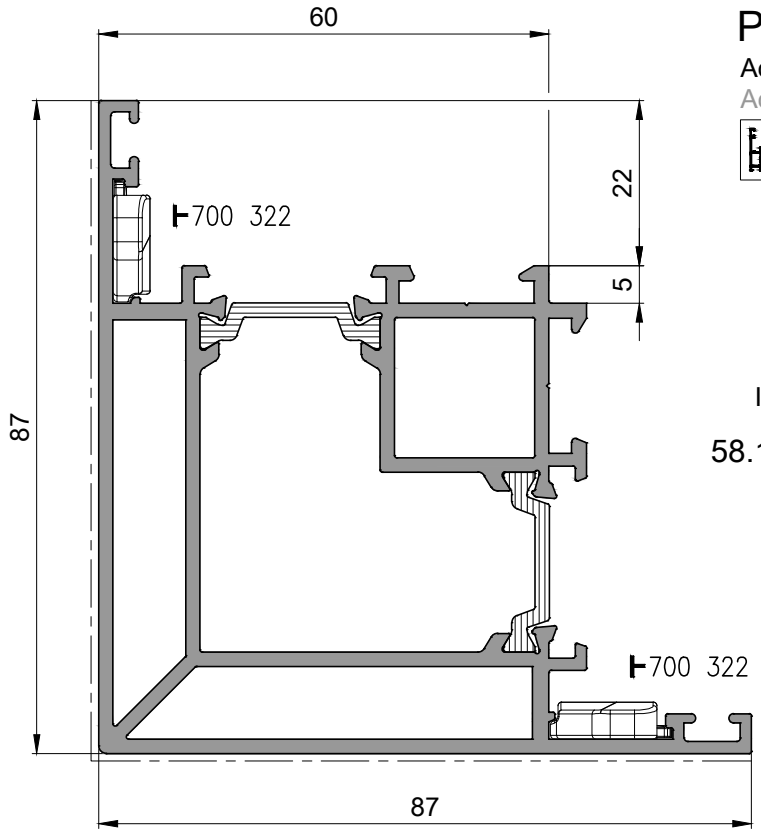

P 1524

Adaptör Profili / 2,575kg/mt
Adepter Profile

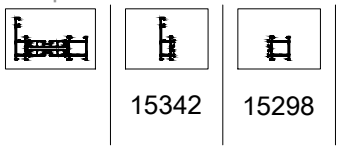

Ix	Iy
58.18 cm4	41.27 cm4

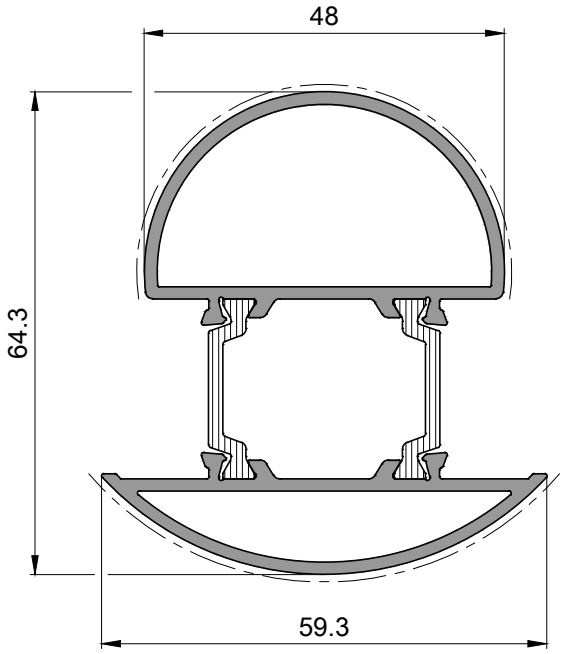

P 1523

Adaptör Profili / 1,380kg/mt
Adepter Profile

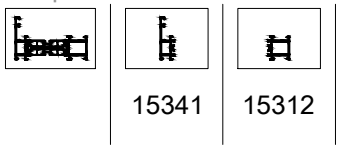

Ix	Iy
16.02 cm4	11.04 cm4

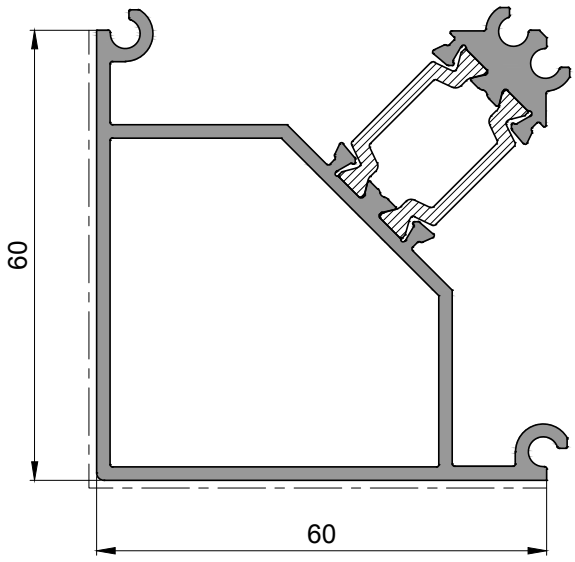

P 1525

Adaptör Profili / 1,580kg/mt
Adepter Profile

	15343	15300

Ix	Iy
21.78 cm4	23.35 cm4

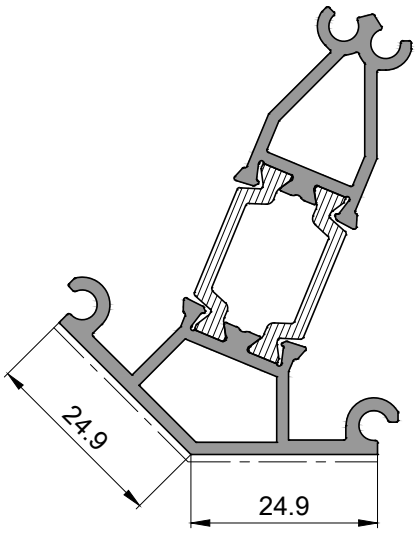

P 1526

Adaptör Profili / 1,085kg/mt
Adepter Profile

	15344	15302

Ix	Iy
11.36 cm4	3.65 cm4

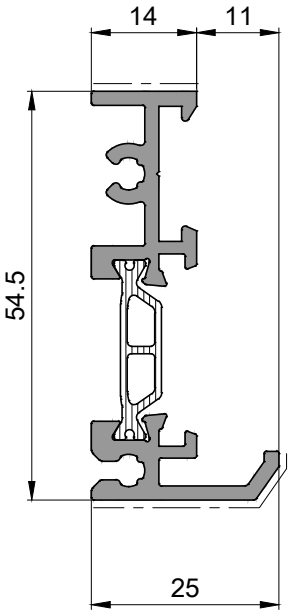

P 1240

Eşik Profili / 0,745kg/mt

Threshold Profile

	14009	14008

Ix	Iy
8.17 cm4	0.69 cm4

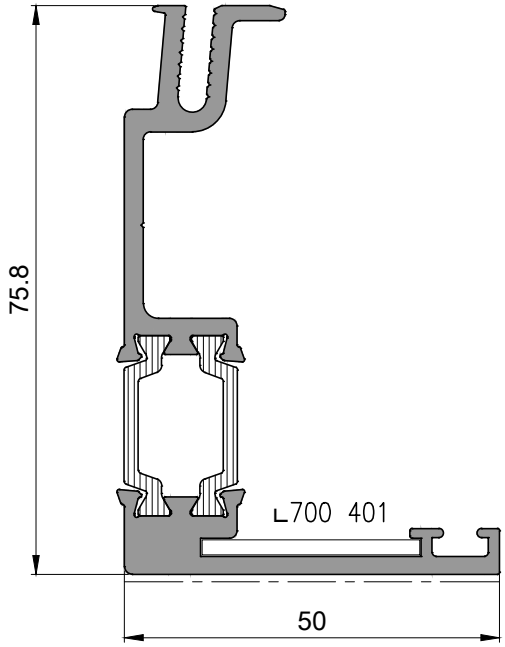

P 1241

Körkasa Profili / 1,440kg/mt

Subframe Profile

	13965	13966
	-	-
	700 401	-

Ix	Iy
31.35 cm4	6.34 cm4

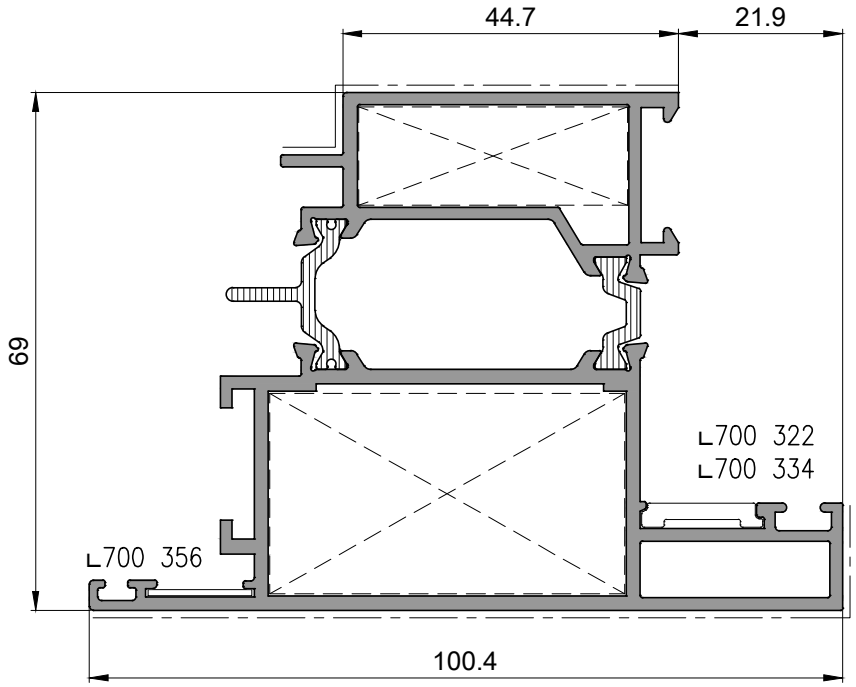

P 1527

Kanat Profili / 2,260kg/mt
Sash Profile

	13739	15303
	P1187 26.7mm	P1161 13.1mm
	700 322 700 334 700 356	-

Ix 40.49 cm4

Iy 44.09 cm4

NOT :
45° Köşe Birleşimde 700 322 Alternatifi 700 334 Kullanılır.
700 334 is used as the alternative for 700 322 in 45° corner joint.

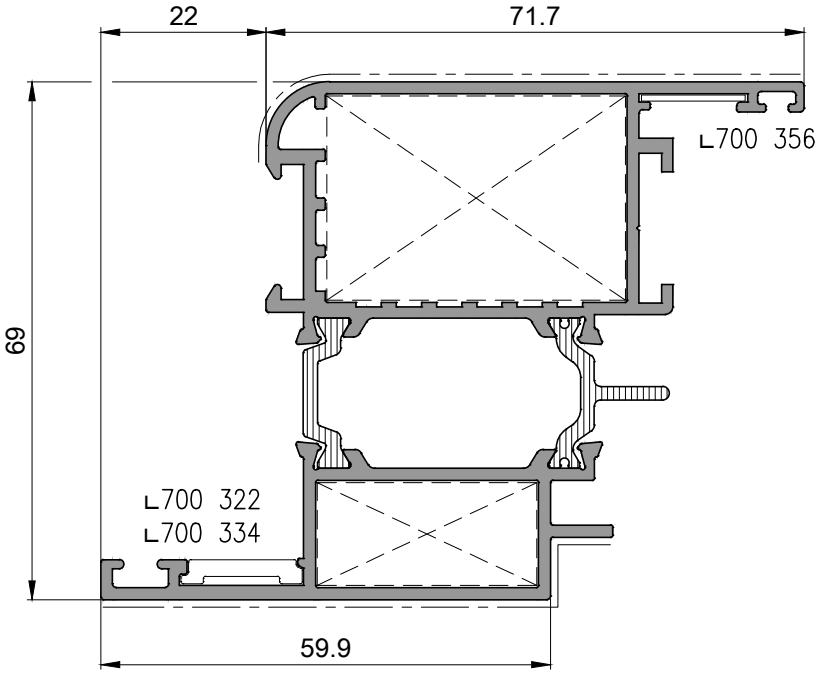

P 1197

Kanat Profili / 1,880kg/mt
Sash Profile

	13696	13695
	P1162 13.7mm	P1116 27.2mm
	700 322 700 334	700 356

Ix 41.48 cm4

Iy 19.23 cm4

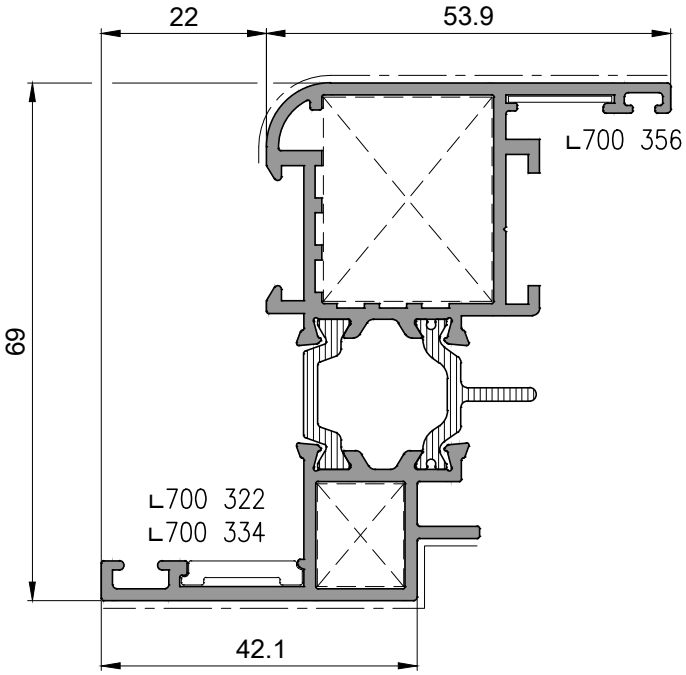

P 1196

Kanat Profili / 1,555kg/mt
Sash Profile

	13694	13693
	P1163 13.7mm	P1118 27.2mm
	700 322 700 334	700 356

Ix 30.83 cm4

Iy 7.91 cm4

NOT :
45° Köşe Birleşimde 700 322 Alternatifi 700 334 Kullanılır.
700 334 is used as the alternative for 700 322 in 45° corner joint.

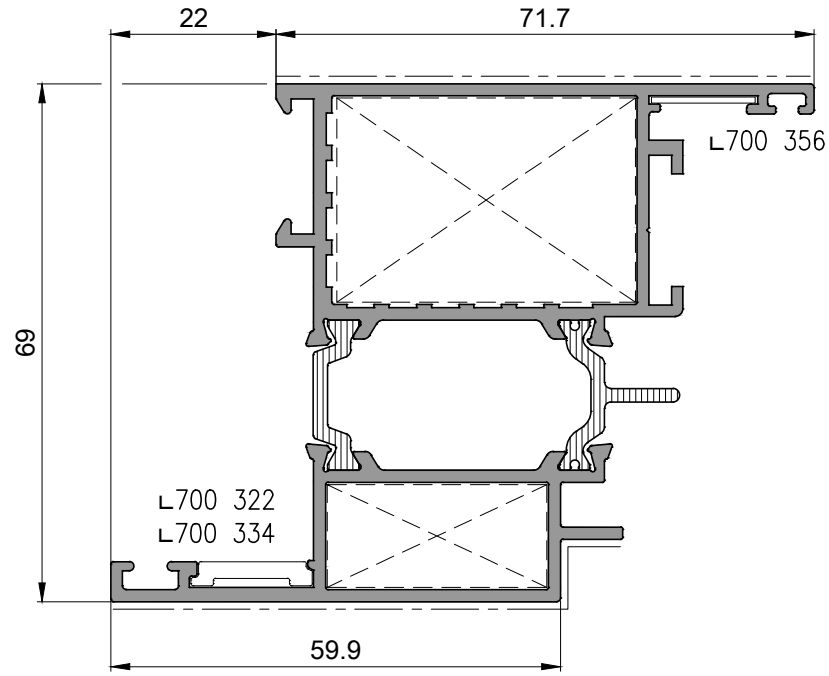

P 1528

Kanat Profili / 1,880kg/mt
Sash Profile

	13696	15304
	P1162 13.7mm	P1116 27.2mm
	700 322 700 334	700 356

Ix 41.59 cm4

Iy 19.34 cm4

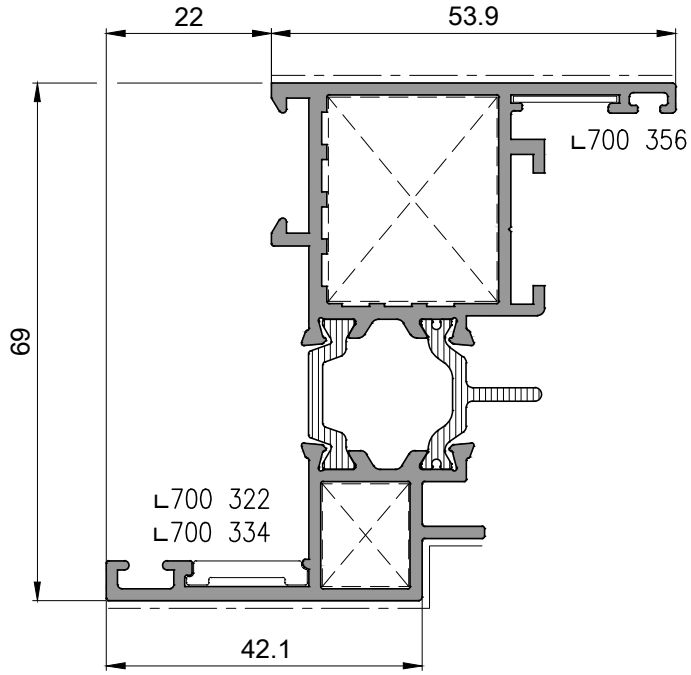

P 1529

Kanat Profili / 1,560kg/mt
Sash Profile

	13694	15305
	P1163 13.7mm	P1118 27.2mm
	700 322 700 334	700 356

Ix 31.18 cm4

Iy 7.97 cm4

NOT :
45° Köşe Birleşimde 700 322 Alternatifi 700 334 Kullanılır.
700 334 is used as the alternative for 700 322 in 45° corner joint.

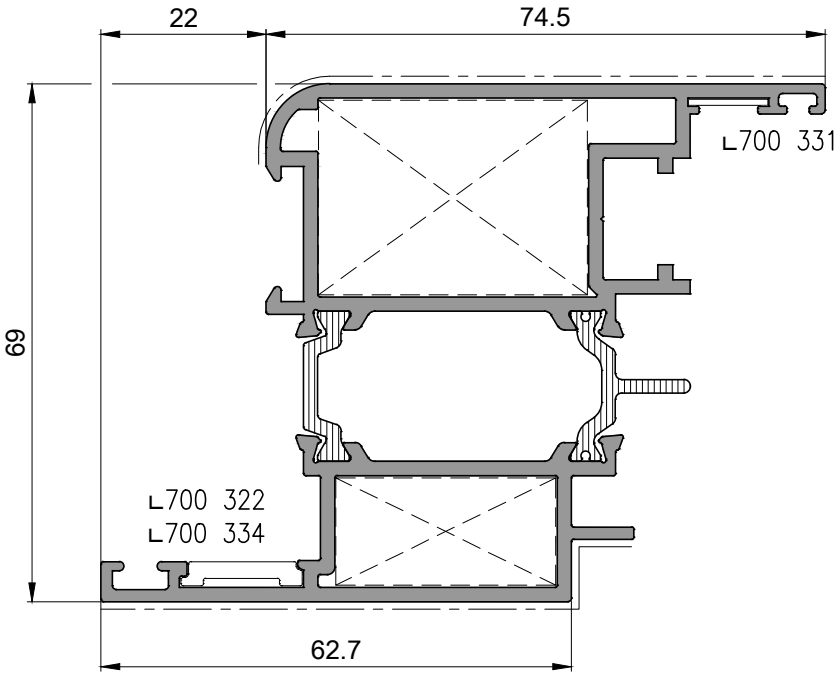

P 1204

Kanat Profili / 2,160kg/mt
Sash Profile

	13110	13801
	P1162 14.3mm	P1161 25.9mm
	700 322 700 334	700 331

Ix 48.33 cm4

Iy 22.53 cm4

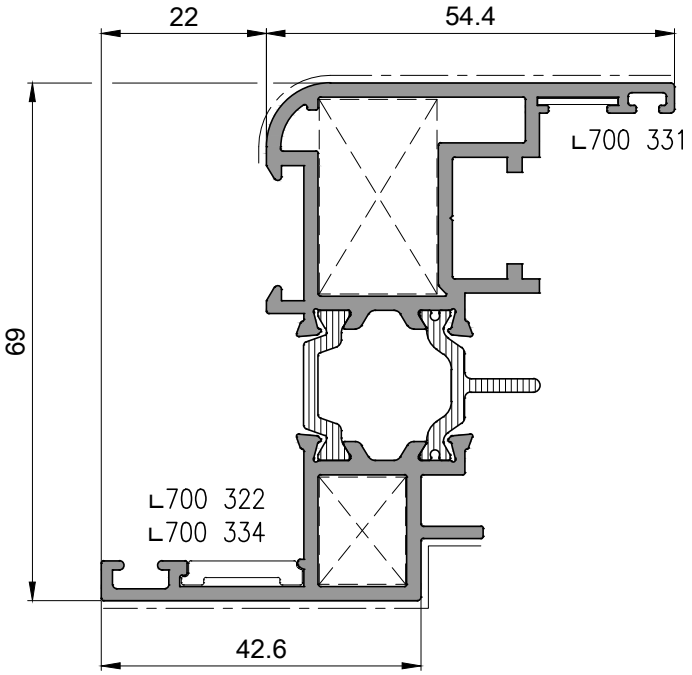

P 1203

Kanat Profili / 1,735kg/mt
Sash Profile

	13108	13800
	P1163 14.3mm	P1016 25.9mm
	700 322 700 334	700 331

Ix 34.11 cm4

Iy 8.31 cm4

NOT :
45° Köşe Birleşimde 700 322 Alternatifi 700 334 Kullanılır.
700 334 is used as the alternative for 700 322 in 45° corner joint.

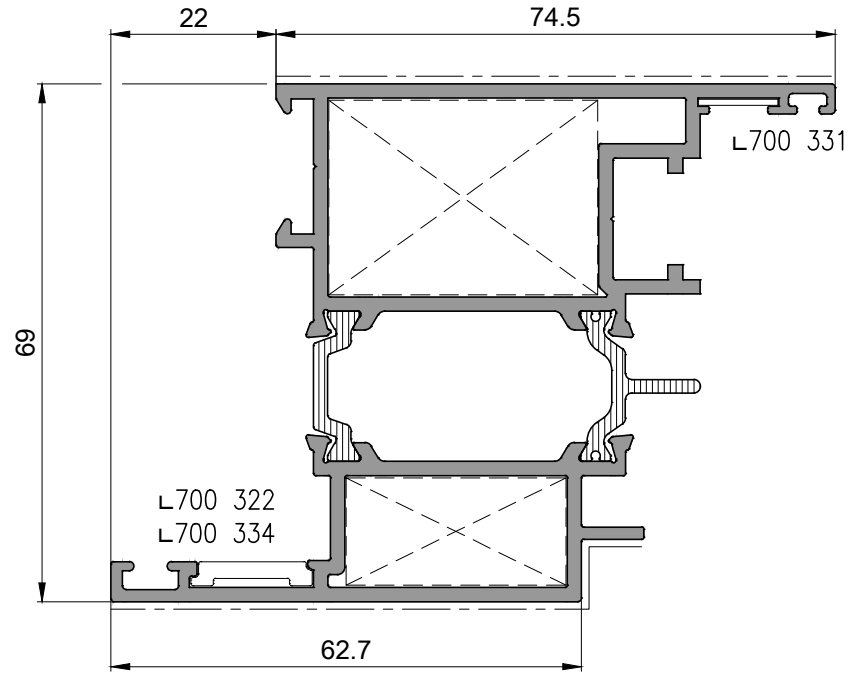

P 1194

Kanat Profili / 2,145kg/mt
Sash Profile

	13110	13109
	P1162 14.3mm	P1161 25.9mm
	700 322 700 334	700 331

Ix 48.37 cm4

Iy 22.35 cm4

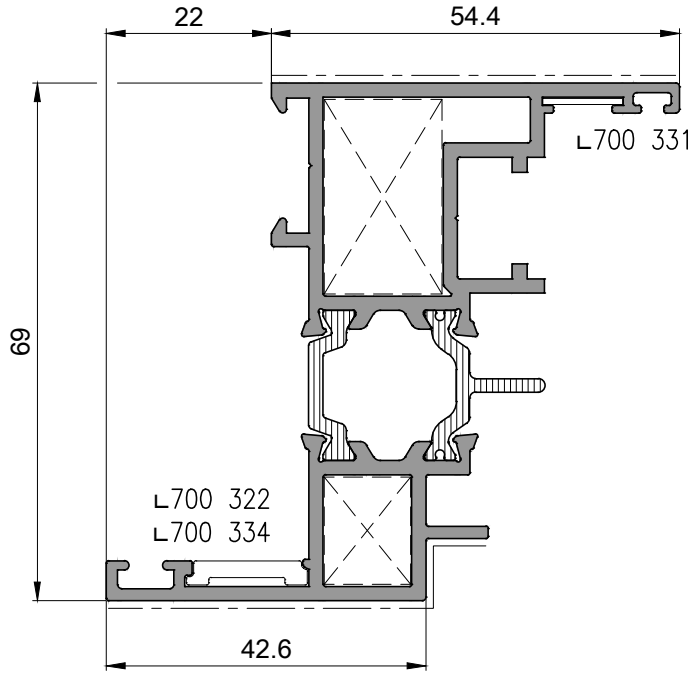

P 1193

Kanat Profili / 1,720kg/mt
Sash Profile

	13108	13107
	P1163 14.3mm	P1016 25.9mm
	700 322 700 334	700 331

Ix 34.34 cm4

Iy 8.21 cm4

NOT :
45° Köşe Birleşimde 700 322 Alternatifi 700 334 Kullanılır.
700 334 is used as the alternative for 700 322 in 45° corner joint.

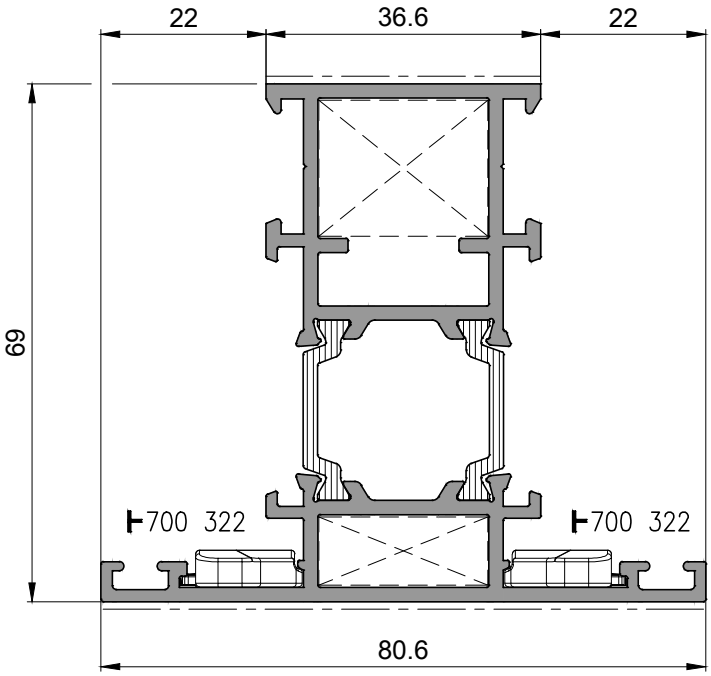

P 1192

Kanat içi T Profil / 1,840kg/mt
Sash Profile

	13104	13101
	-	-
	700 322	-
	700 333	

Ix 32.81 cm4

Iy 17.23 cm4

P 1236

Etek Profili / 3,125kg/mt

Sill Profile

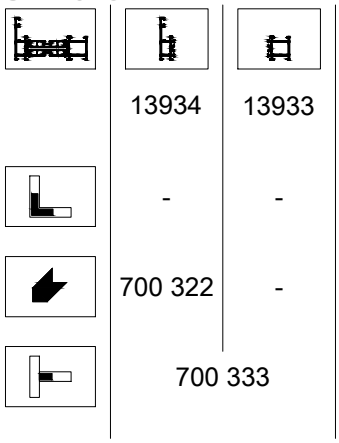

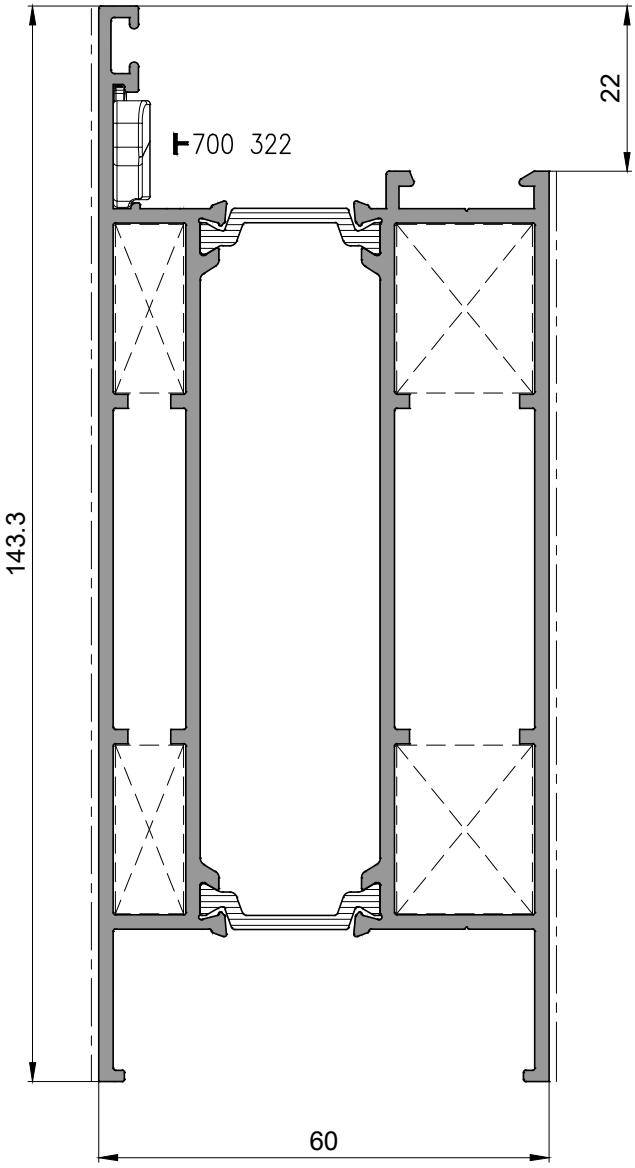

Ix 47.79 cm4

Iy 153.59 cm4

P 1235

Etek Profili / 3,560kg/mt

Sill Profile

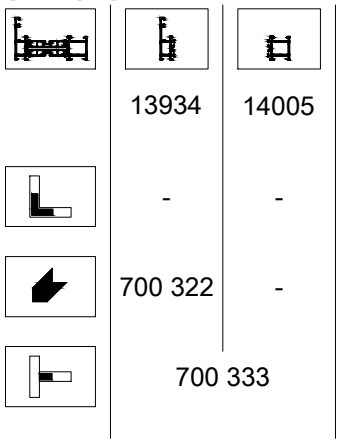

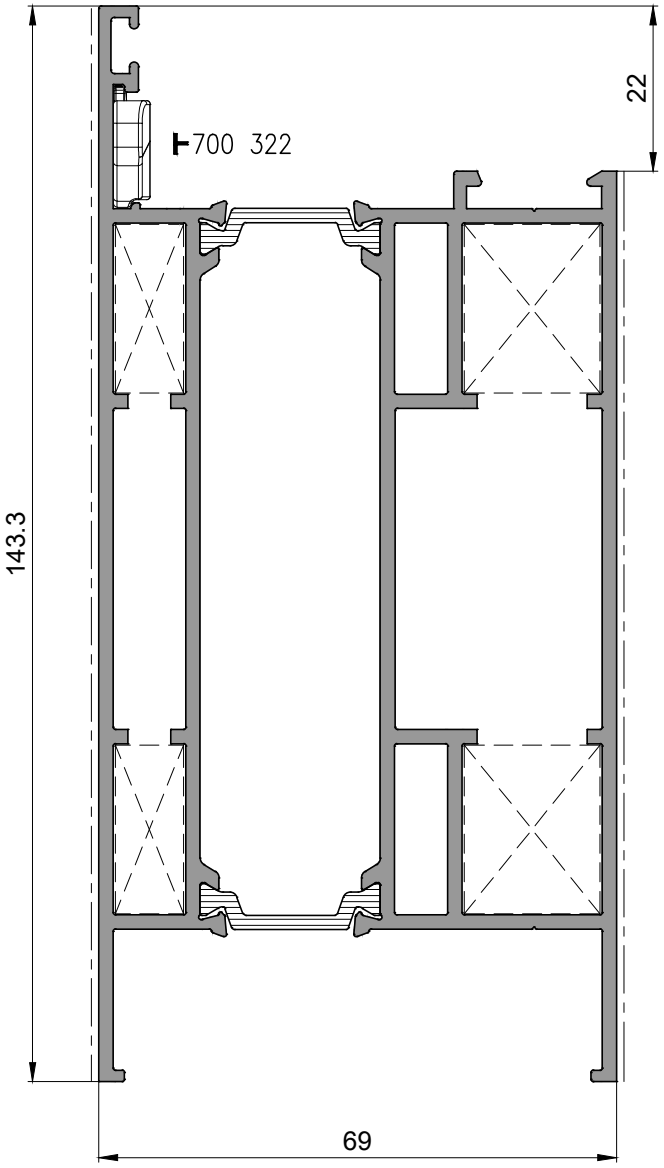

Ix 66.57 cm4

Iy 174.04 cm4

P 1530

Etek Profili / 2,285kg/mt

Sill Profile

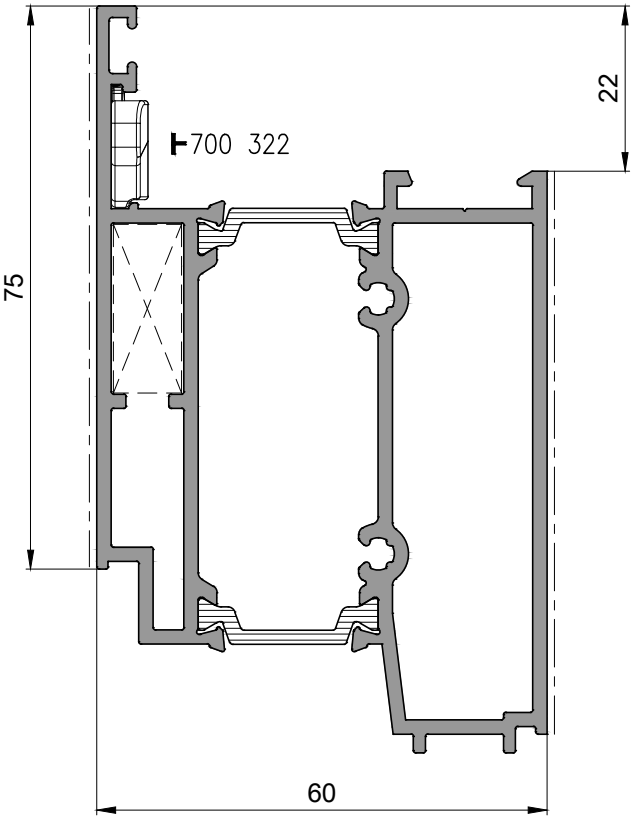

	14211	14220
	-	-
	700 322	-
	700 333	

Ix	Iy
25.73 cm4	56.31 cm4

P 1531

Adaptör Profili / 0,955kg/mt

Adepter Profile

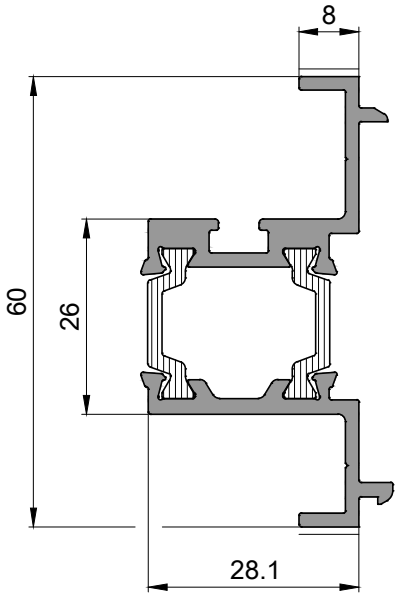

	13955	15349

Ix	Iy
6.83 cm4	2.69 cm4

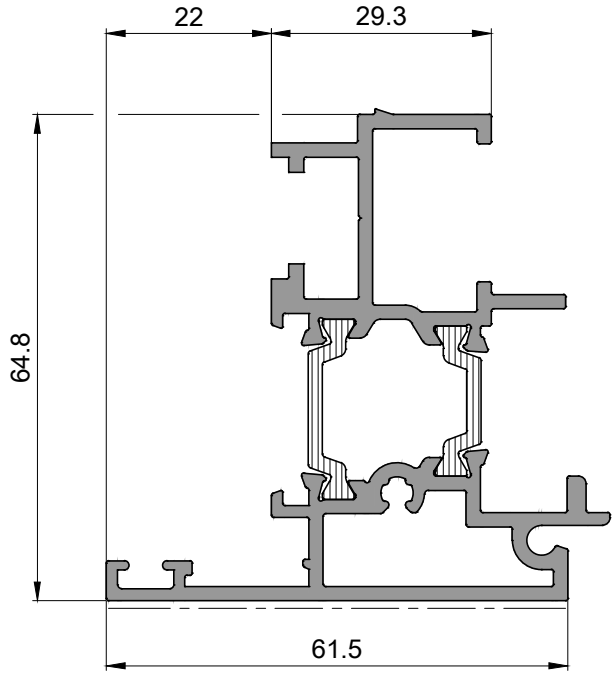

P 1195

Adaptör Profili / 1,680kg/mt
Adepter Profile

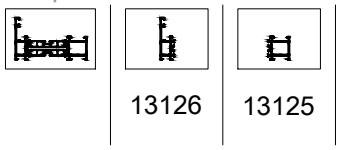

Ix 21.74 cm4

Iy 11.97 cm4

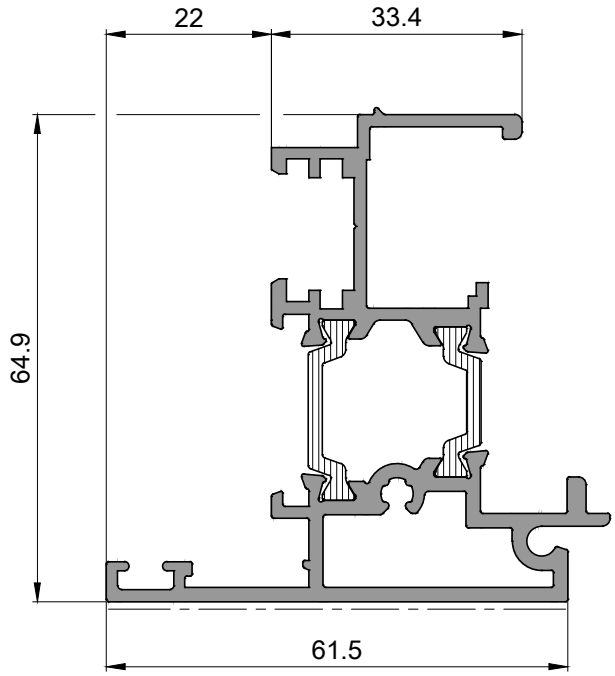

P 1198

Adaptör Profili / 1,595kg/mt
Adepter Profile

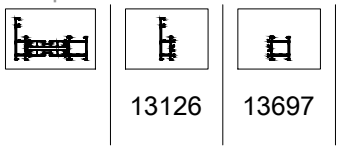

Ix 21.13 cm4

Iy 11.31 cm4

P 1176
Çıta Profili / 0,335kg/mt
Glazing Bead Profile

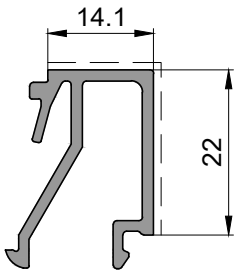

Kalıp No : 13698
(die no)

P 1179
Çıta Profili / 0,350kg/mt
Glazing Bead Profile

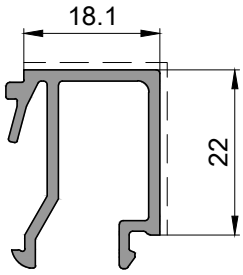

Kalıp No : 13671
(die no)

P 1180
Çıta Profili / 0,380kg/mt
Glazing Bead Profile

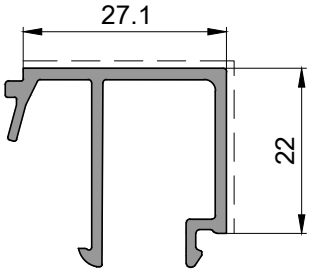

Kalıp No : 13670
(die no)

P 1105
Çıta Profili / 0,360kg/mt
Glazing Bead Profile

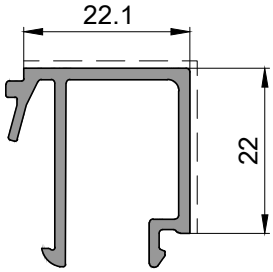

Kalıp No : 13113
(die no)

P 1158
Çıta Profili / 0,365kg/mt
Glazing Bead Profile

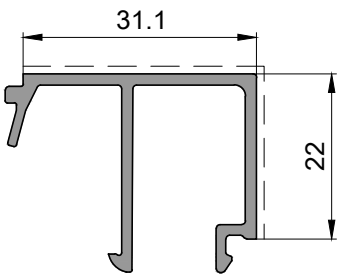

Kalıp No : 13111
(die no)

P 1232
Damlalık Profili / 0,265kg/mt
Dropper Profile

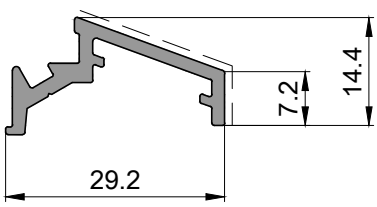

Kalıp No : 14010
(die no)

P 1494
Çıta Profili / 0,325kg/mt
Glazing Bead Profile

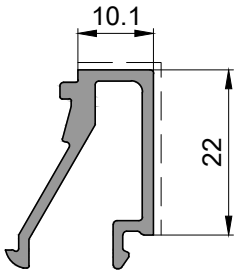

Kalıp : 15306
(die no)

P 1495
Çıta Profili / 0,270kg/mt
Glazing Bead Profile

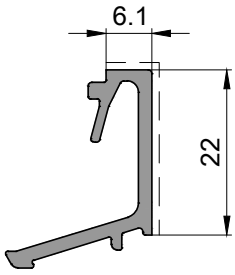

Kalıp : 15307
(die no)

P 1496
Çıta Profili / 0,245kg/mt
Glazing Bead Profile

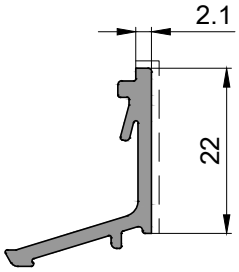

Kalıp : 15308
(die no)

P 1497
Çıta Profili / 0,435kg/mt
Glazing Bead Profile

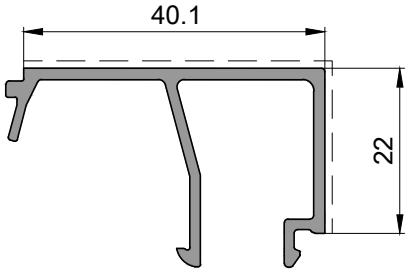

Kalıp : 15309
(die no)

P 1498
Çıta Profili / 0,415kg/mt
Glazing Bead Profile

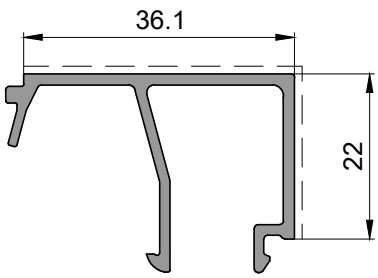

Kalıp : 15310
(die no)

P 1499
Çıta Profili / 0,235kg/mt
Glazing Bead Profile

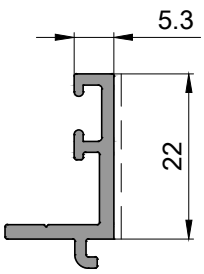

Kalıp : 15311
(die no)

P 1177

Pervaz Profili / 0,300kg/mt
Architrave Profile

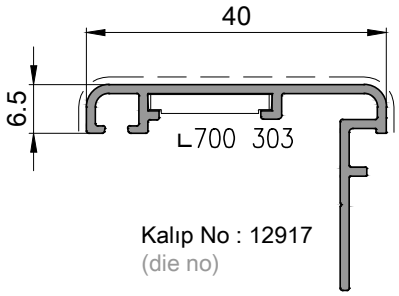

Kalıp No : 12917
(die no)

P 1178

Çıta Profili / 0,375kg/mt
Architrave Profile

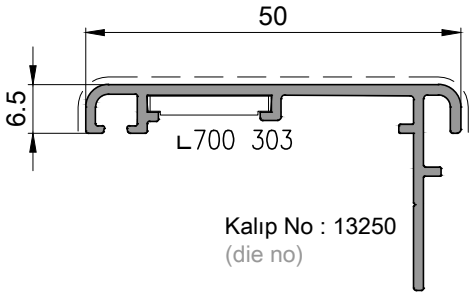

Kalıp No : 13250
(die no)

P 1222

Çıta Profili / 0,760kg/mt
Architrave Profile

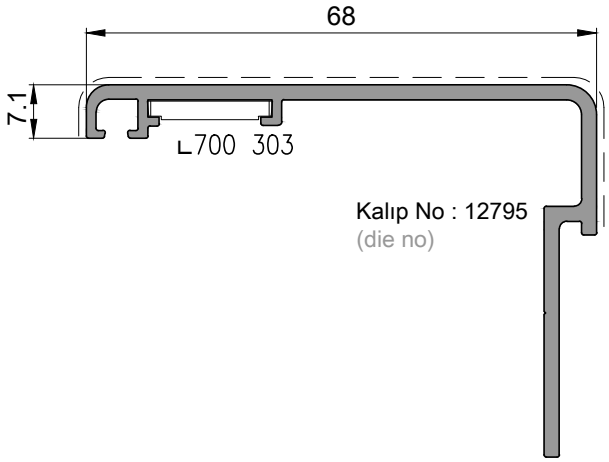

Kalıp No : 12795
(die no)

P 1020

Tij Profili / 0,105kg/mt
Rod Profile

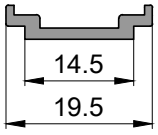

Kalıp : 12769
(die no)

eloxal

P 1219

Fırça Profili / 0,405kg/mt
Brush Profile

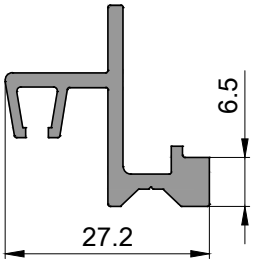

Kalıp No : 13953
(die no)

P 1224

Çıta Profili / 0,605kg/mt
Architrave Profile

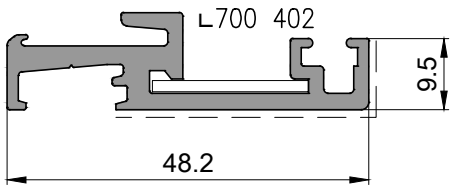

Kalıp No : 13967
(die no)

P 1187

Köşe Takoz Profili / 8,305kg/mt
Corner Cleat Profile

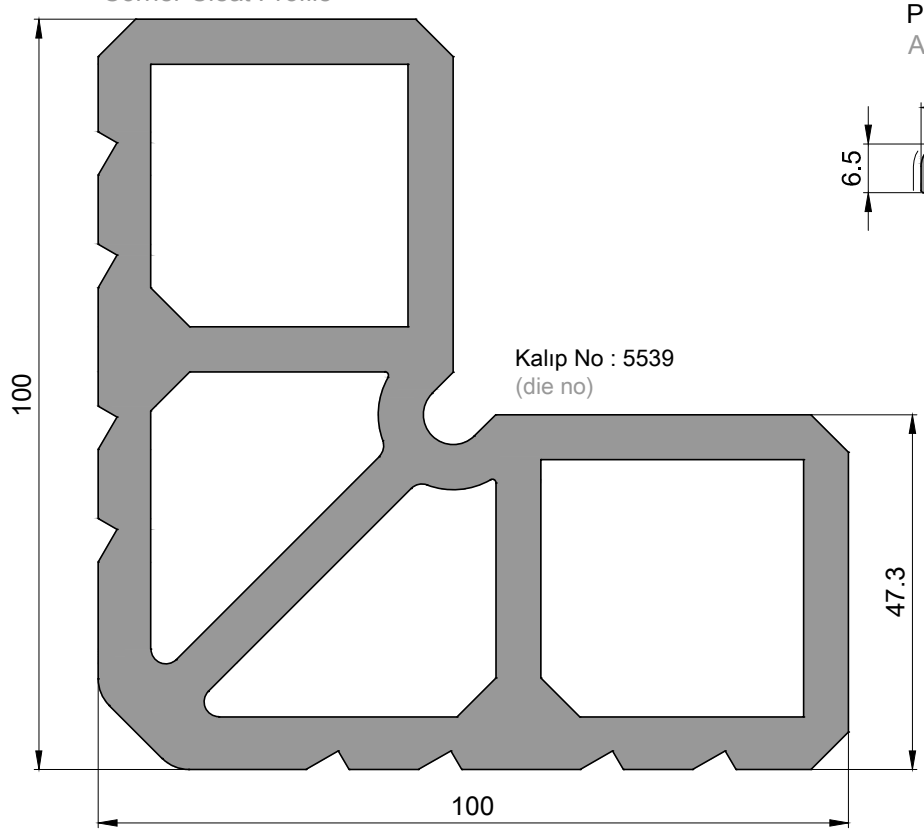

P 1760

Pervaz Profili / 0,290kg/mt
Architrave Profile

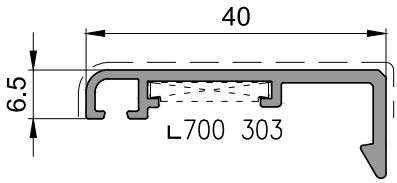

Kalıp No : 16214
(die no)

P 1161

Köşe Takoz Profili / 6,230kg/mt
Corner Cleat Profile

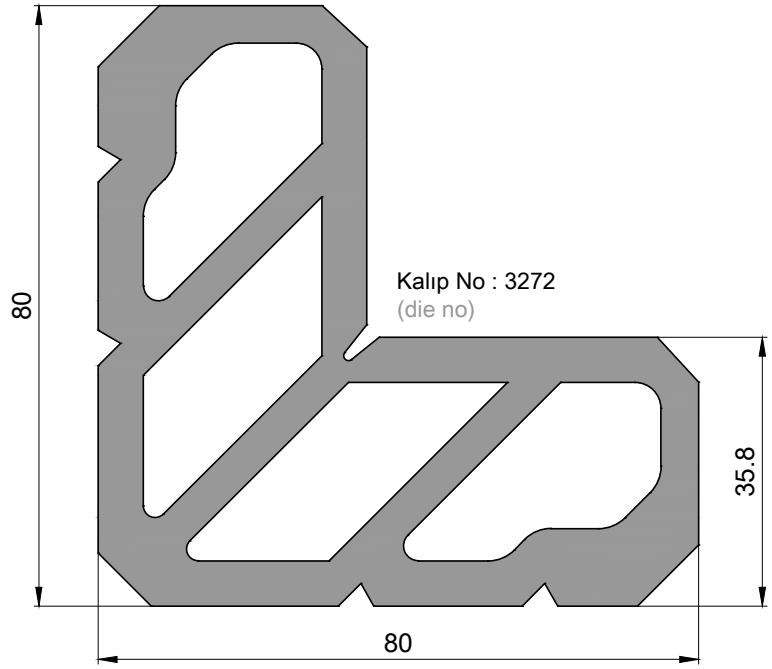

P 1761

Pervaz Profili / 0,890kg/mt
Long Architrave Profile

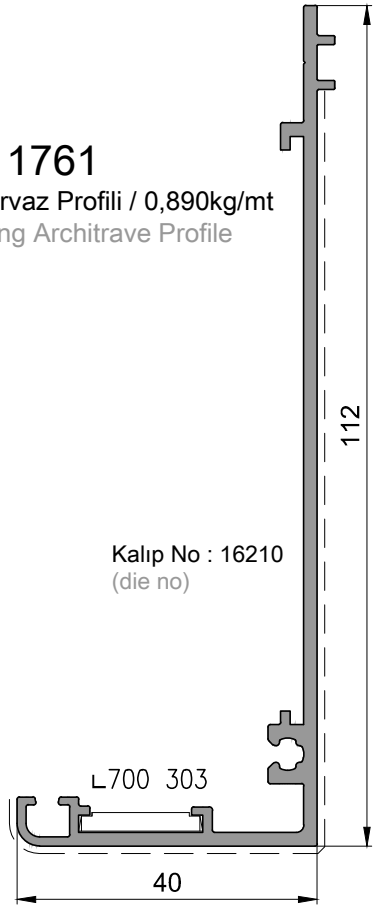

P 1162

Köşe Takoz Profili / 6,705kg/mt
Corner Cleat Profile

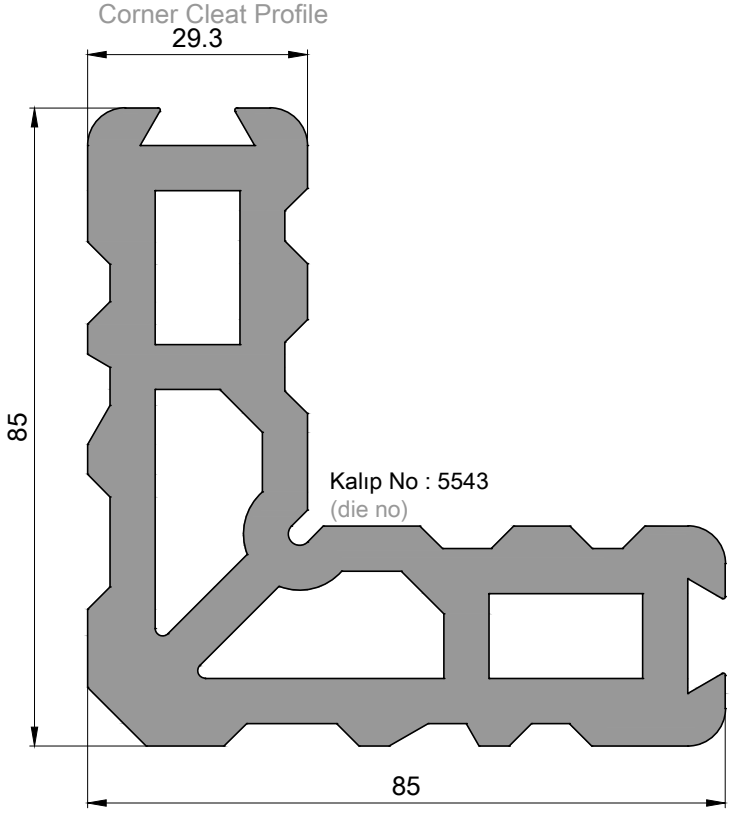

P 1163

Köşe Takoz Profili / 3,750kg/mt
Corner Cleat Profile

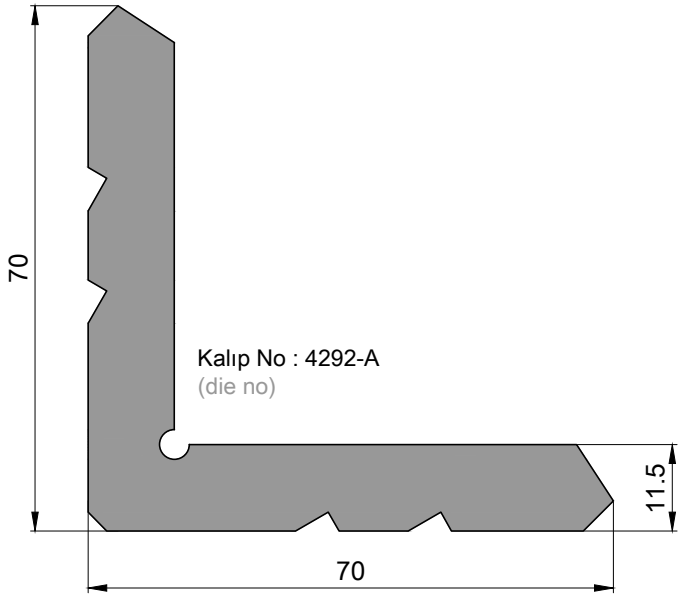

P 1118

Köşe Takoz Profili / 7,285kg/mt
Corner Cleat Profile

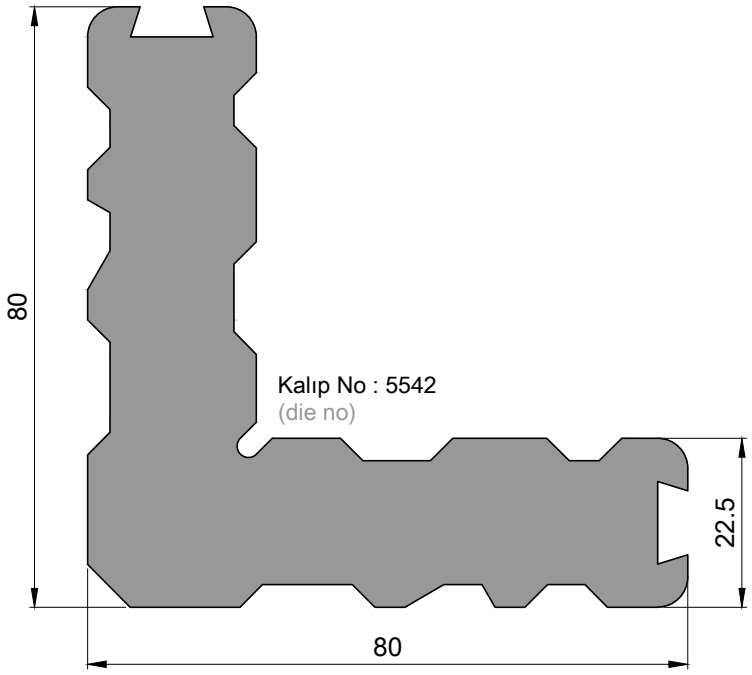

P 1016

Köşe Takoz Profili / 4,910kg/mt
Corner Cleat Profile

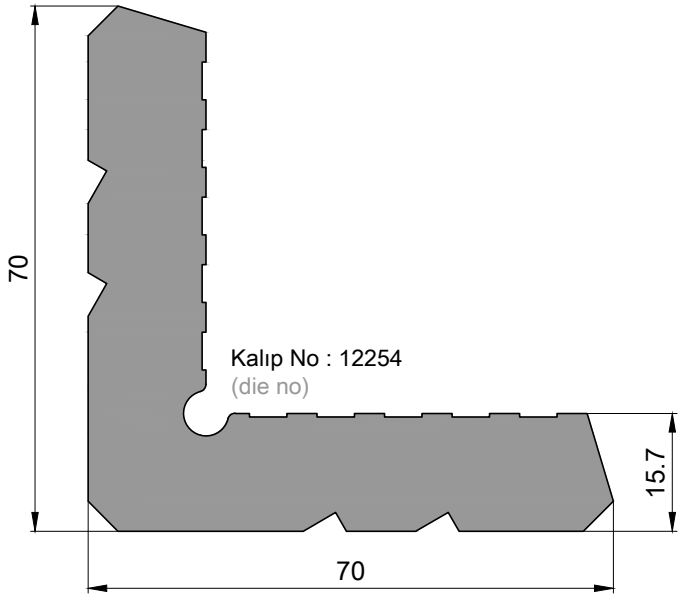

P 1015
Köşe Takoz Profili / 5,990kg/mt
Corner Cleat Profile

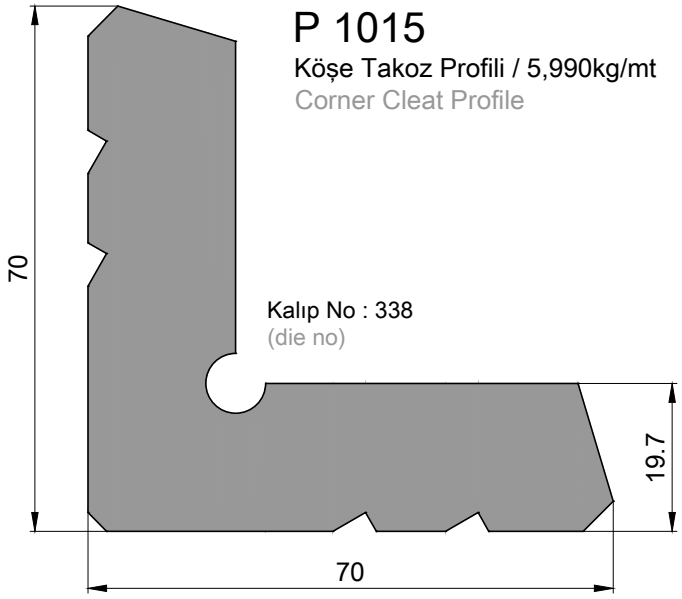

P 1574
Köşe Takoz Profili / 2,675kg/mt
Corner Cleat Profile

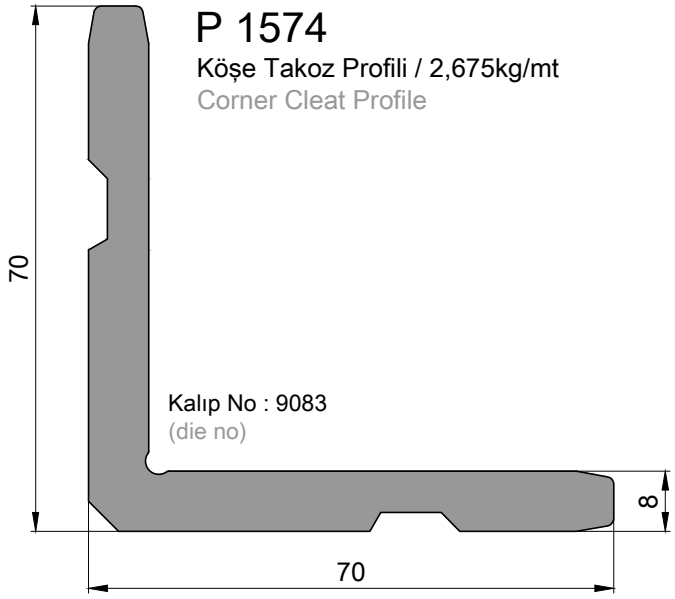

P 1069
Köşe Takoz Profili / 4,200kg/mt
Corner Cleat Profile



P 1116
Köşe Takoz Profili / 5,710kg/mt
Corner Cleat Profile

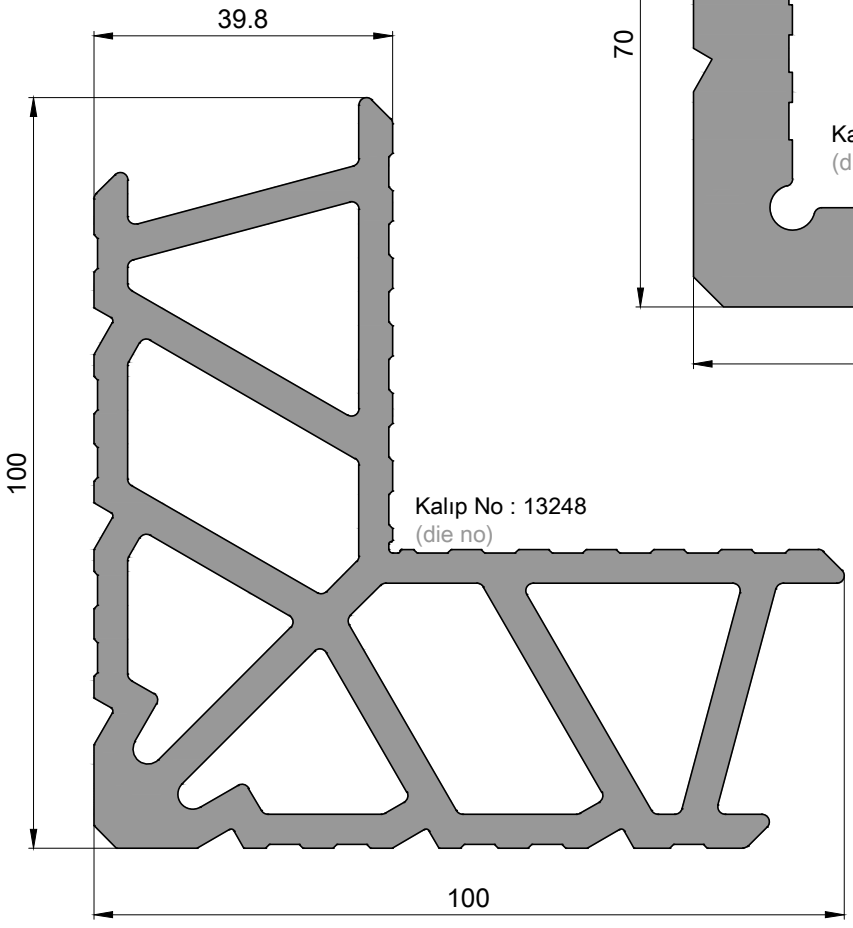

BASIC 60
KAPI ve PENCERE SİSTEMİ
DOOR and WINDOW SYSTEM

TİJ KANALLI KANAT
PRENSİP SİSTEM DETAYLARI
EURO CHANNEL PRINCIPAL SECTIONS

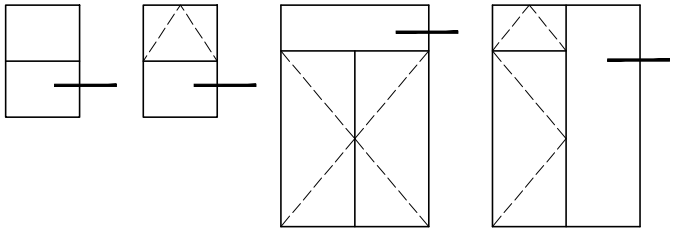

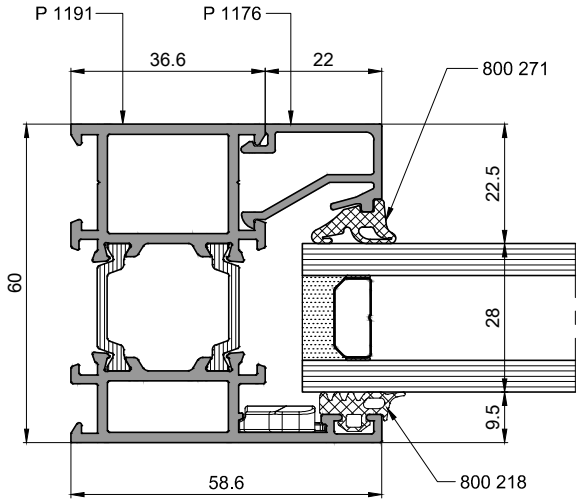
P 1191
P 1176
36.6
22
800 271
22.5
28
9.5
60
58.6
800 218

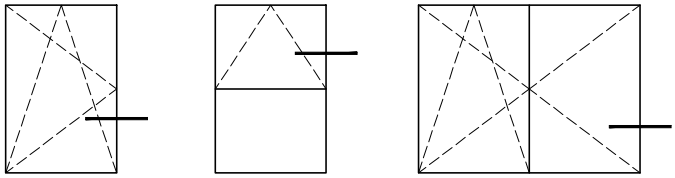

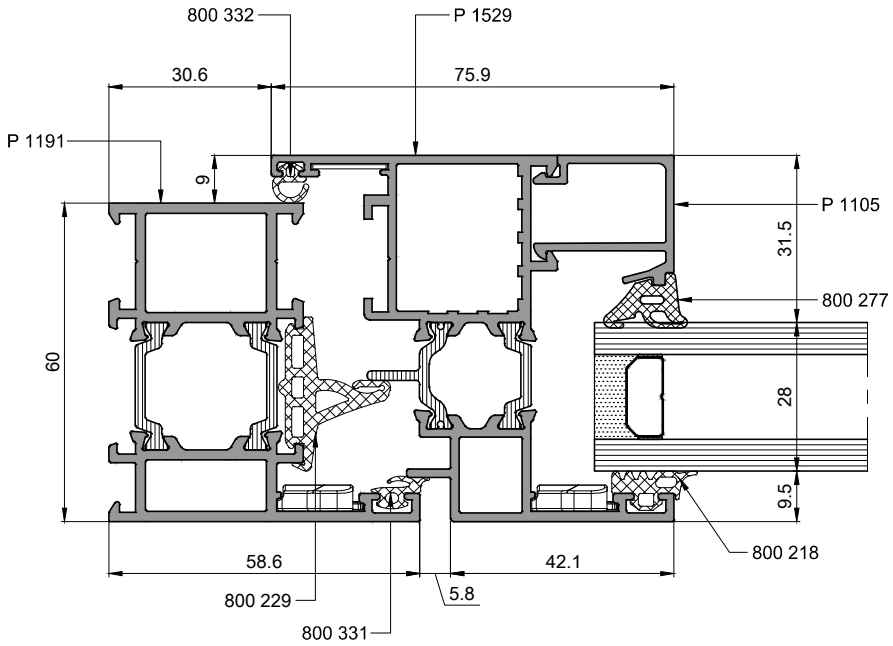
800 332
P 1529
30.6
75.9
P 1191
9
P 1105
31.5
800 277
60
28
9.5
800 218
58.6
42.1
5.8
800 229
800 331

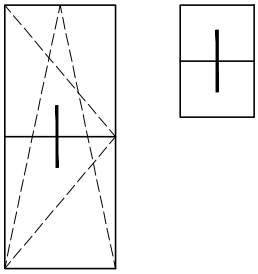

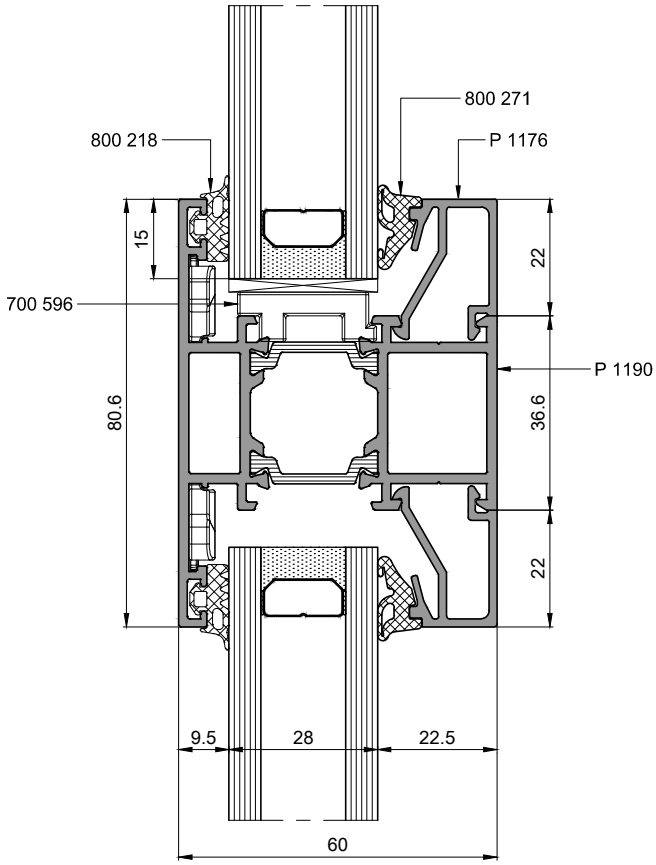
800 271
800 218
P 1176
15
22
700 596
P 1190
80.6
36.6
22
9.5
28
22.5
60

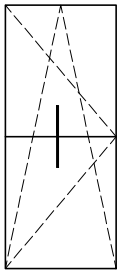

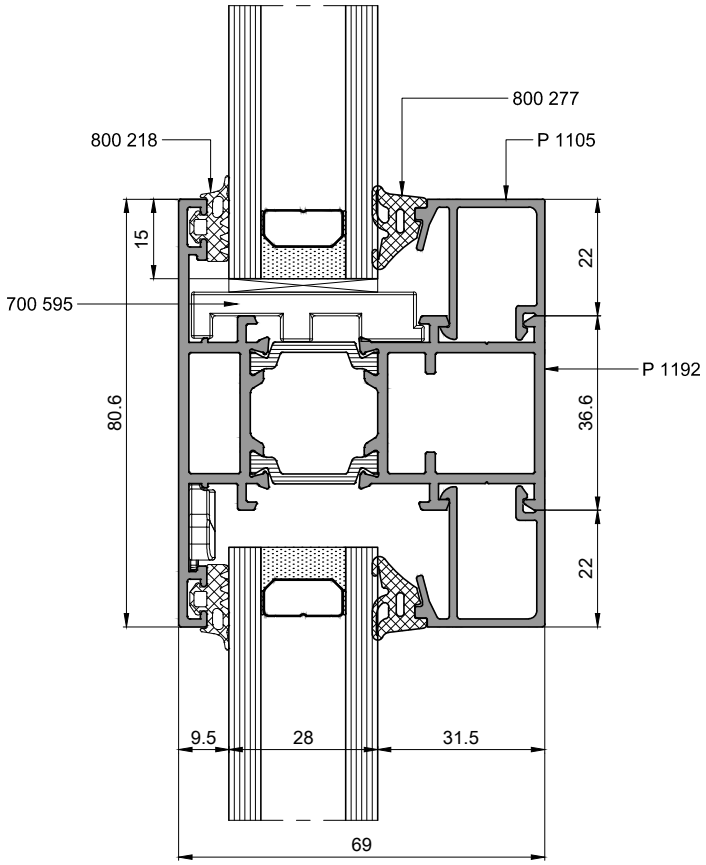
800 277
800 218
P 1105
15
22
700 595
P 1192
80.6
36.6
22
9.5
28
31.5
69

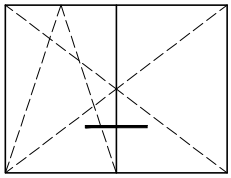

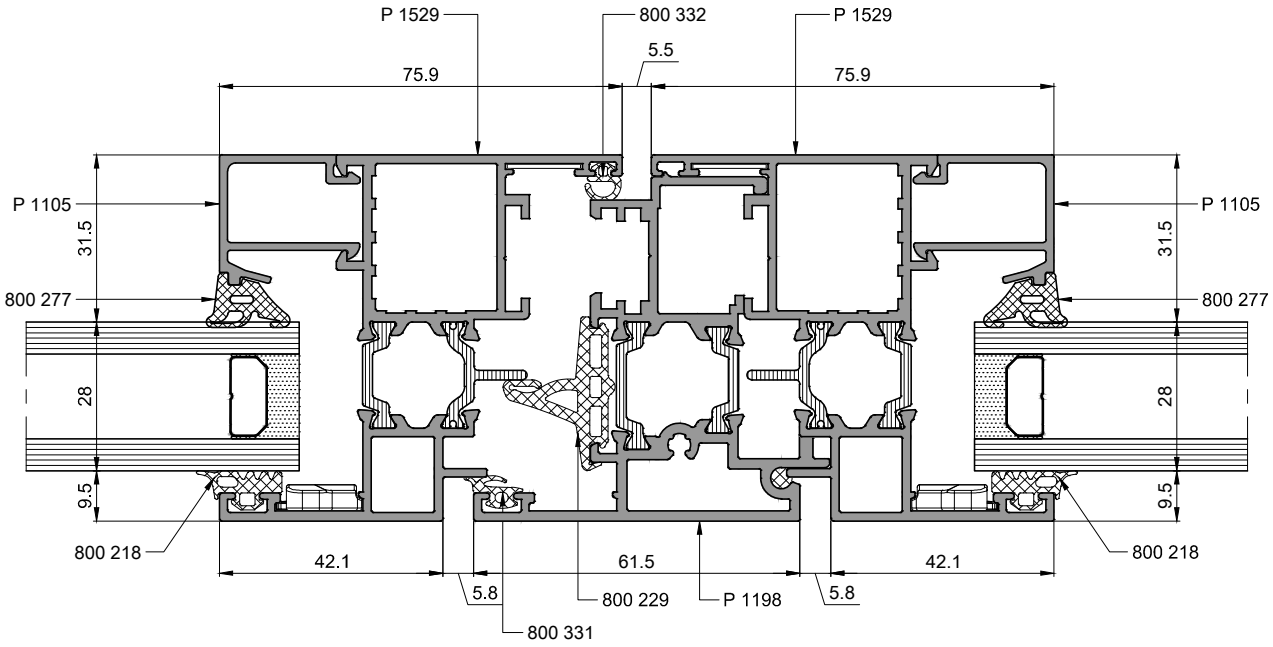
P 1529
800 332
P 1529
5.5
75.9
75.9
P 1105
P 1105
31.5
31.5
800 277
800 277
28
28
9.5
9.5
800 218
800 218
42.1
61.5
42.1
5.8
5.8
800 229
P 1198
800 331

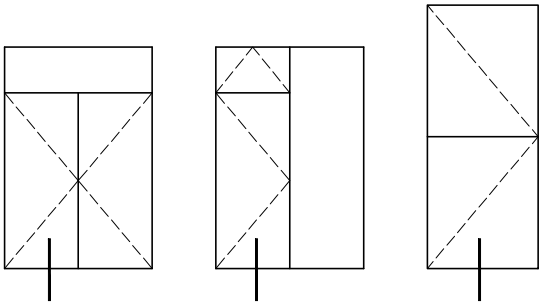

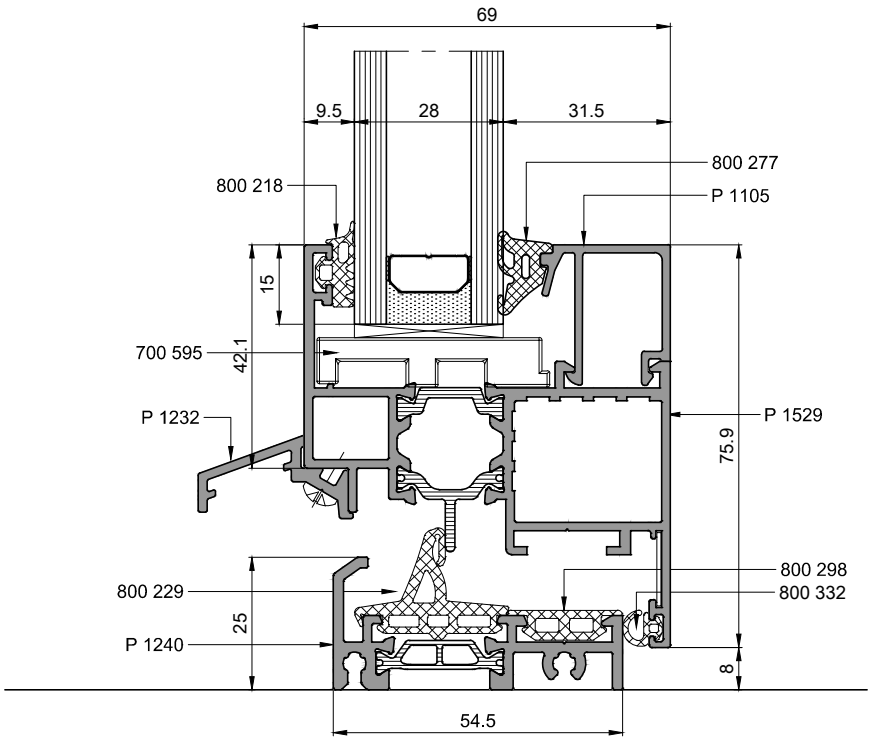
69
9.5
28
31.5
800 218
800 277
P 1105
15
42.1
700 595
P 1232
P 1529
75.9
800 298
800 332
800 229
25
P 1240
8
54.5

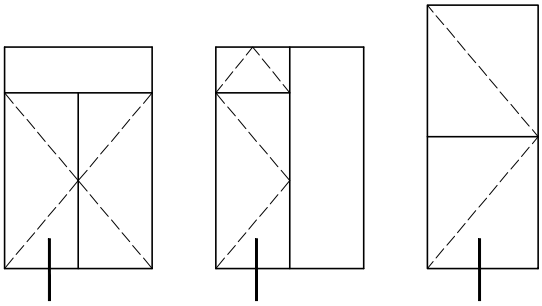

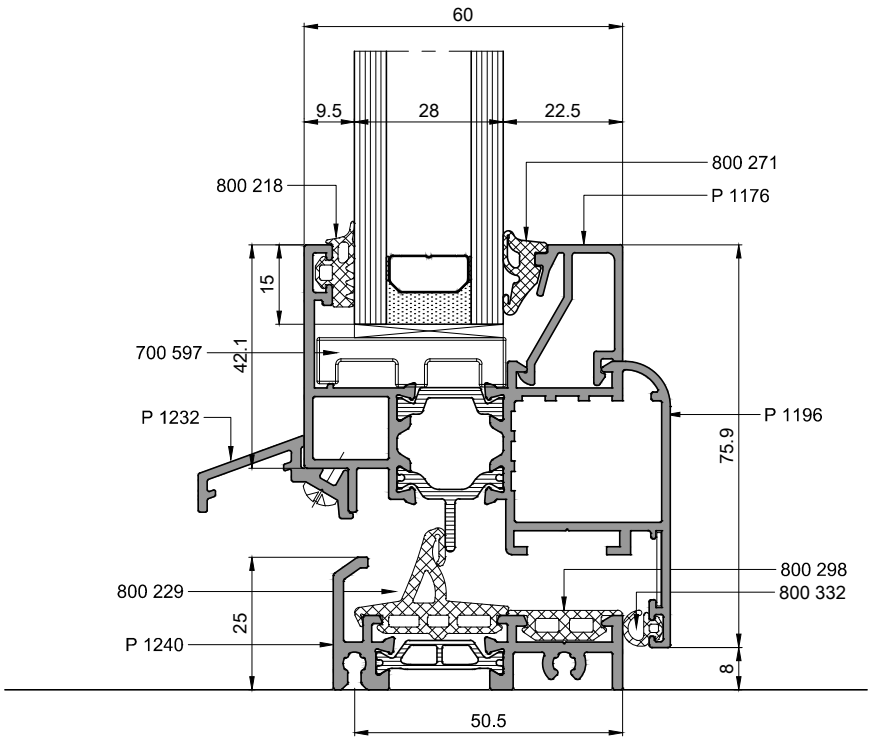
60
9.5
28
22.5
800 218
800 271
P 1176
15
42.1
700 597
P 1232
P 1196
75.9
800 298
800 332
800 229
25
P 1240
8
50.5

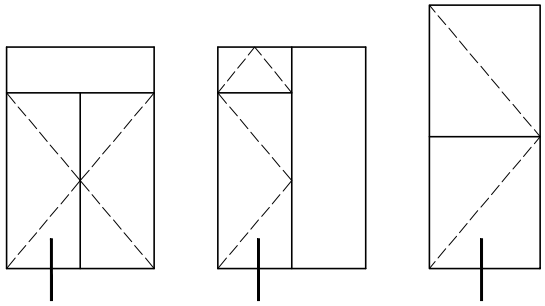

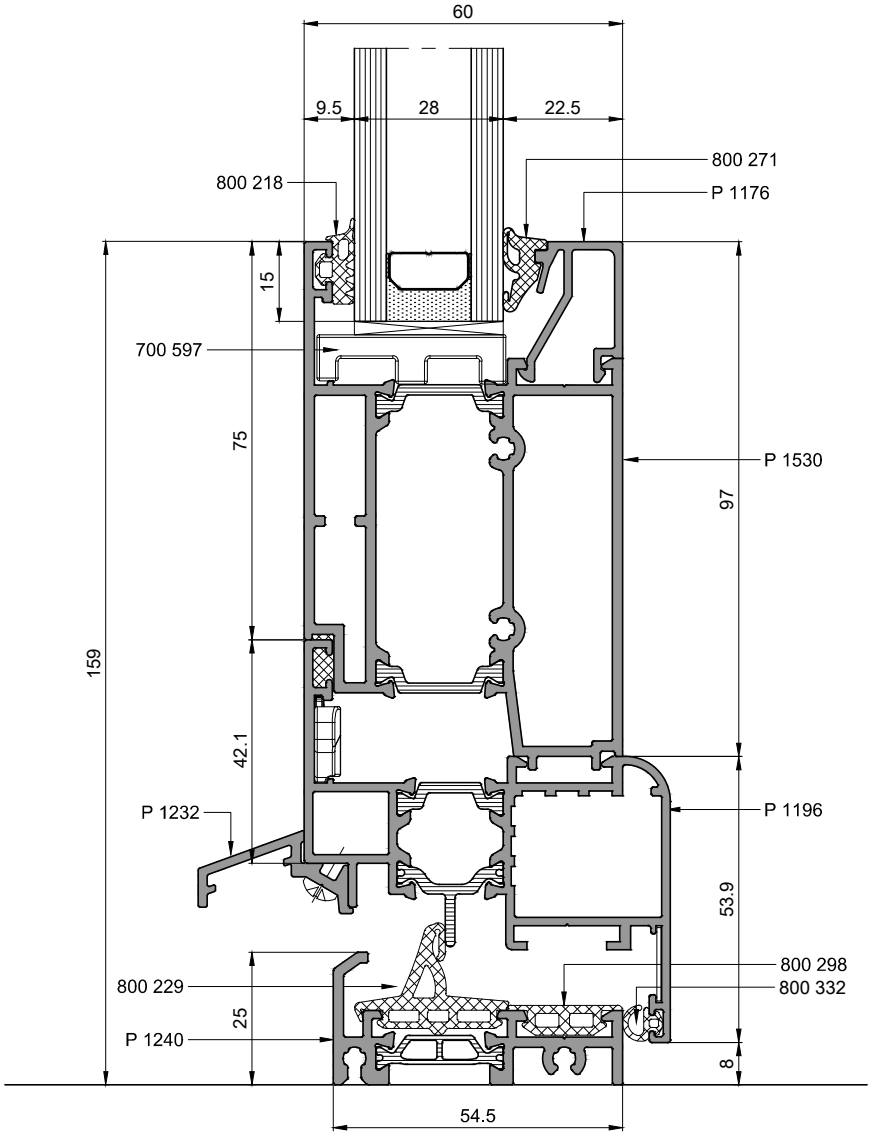
60
9.5
28
22.5
800 218
800 271
P 1176
15
700 597
75
P 1530
97
159
42.1
P 1232
P 1196
53.9
800 298
800 332
800 229
25
P 1240
8
54.5

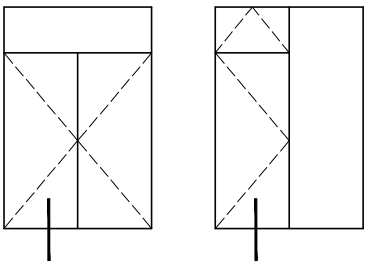

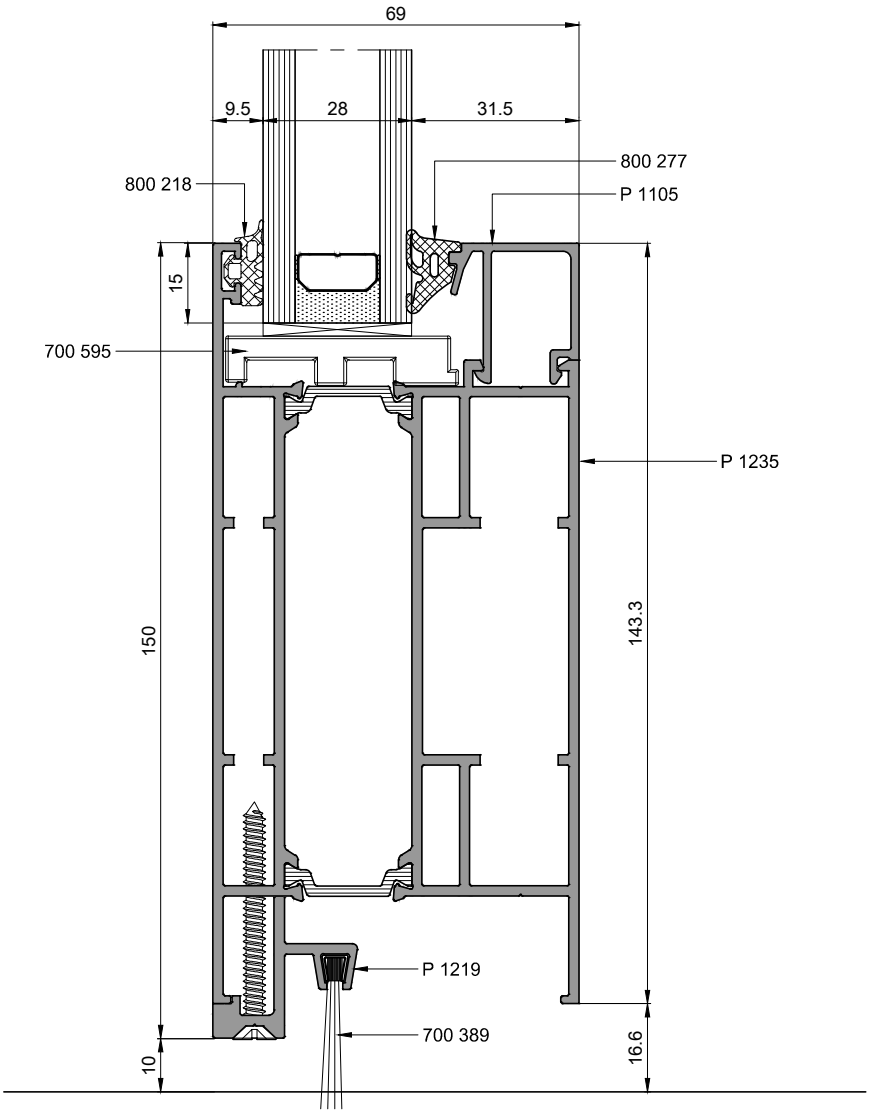
69
9.5
28
31.5
800 277
800 218
P 1105
15
700 595
P 1235
150
143.3
P 1219
700 389
10
16.6

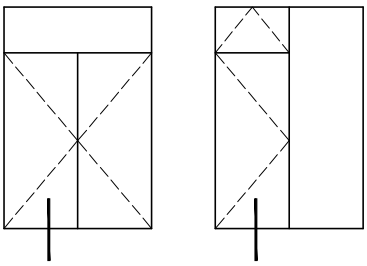

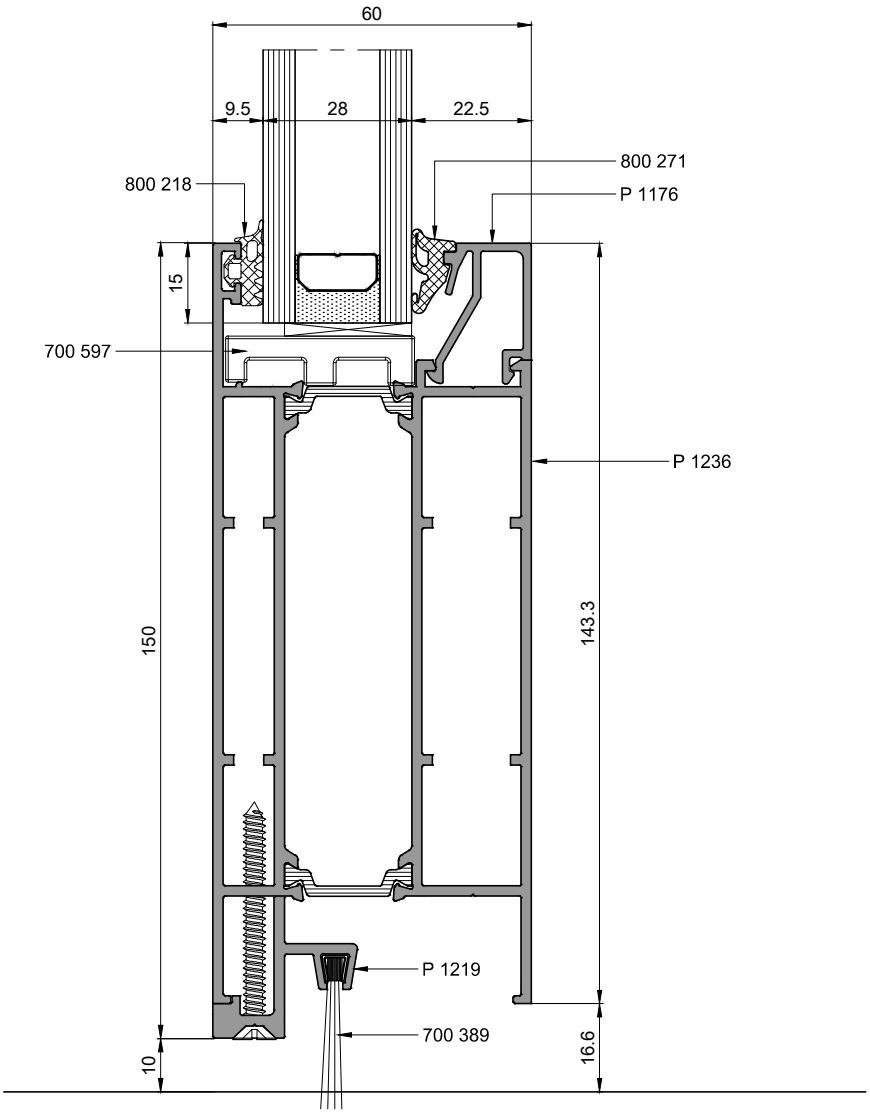
60
9.5
28
22.5
800 271
800 218
P 1176
15
700 597
P 1236
150
143.3
P 1219
700 389
10
16.6

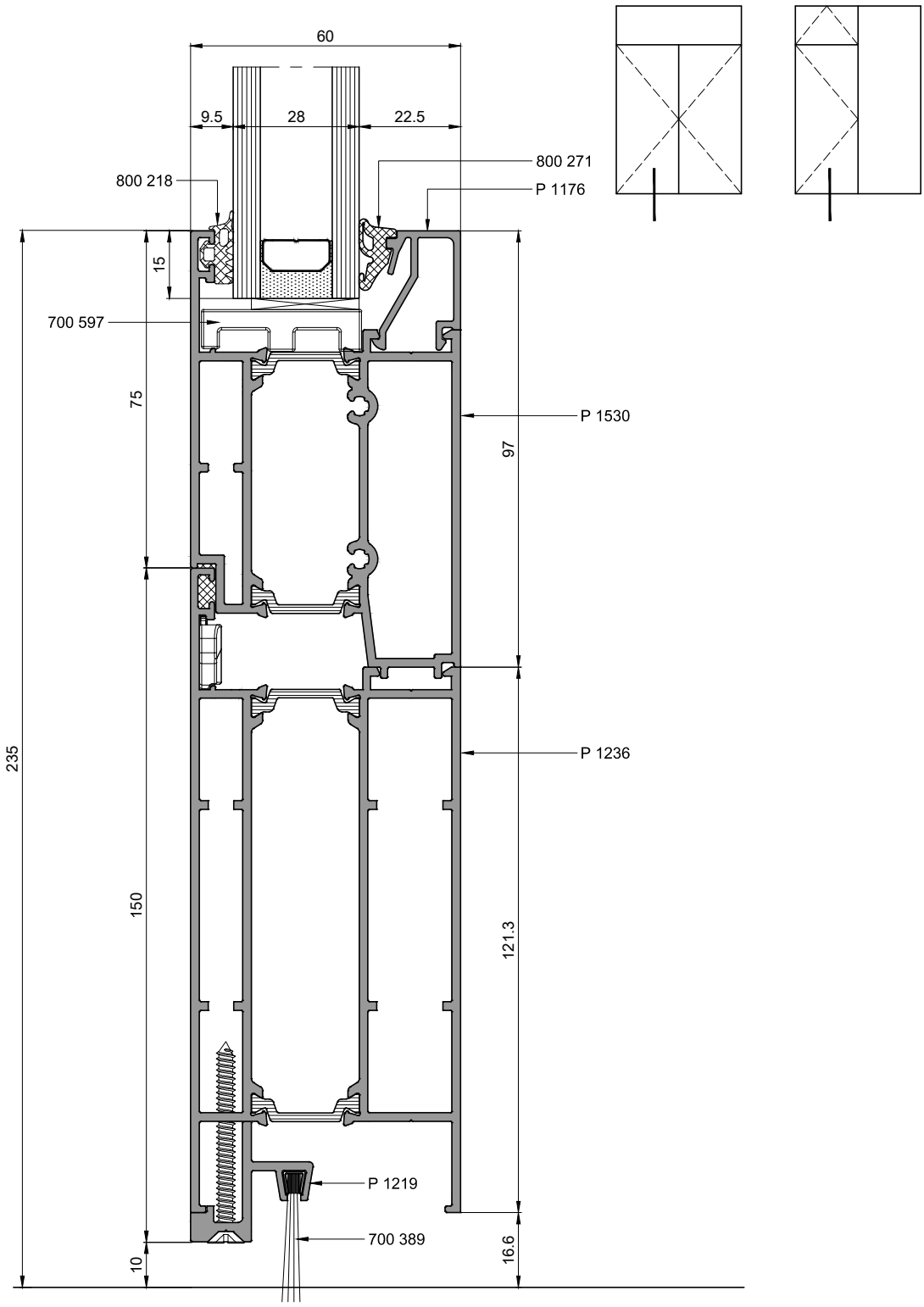
60
9.5
28
22.5
800 218
800 271
P 1176
15
700 597
75
P 1530
97
235
P 1236
150
121.3
P 1219
700 389
10
16.6

BASIC 60
KAPI ve PENCERE SİSTEMİ
DOOR and WINDOW SYSTEM

PVC KANALLI KANAT
PRENSİP SİSTEM DETAYLARI
16mm PVC CHANNEL PRINCIPAL SECTIONS

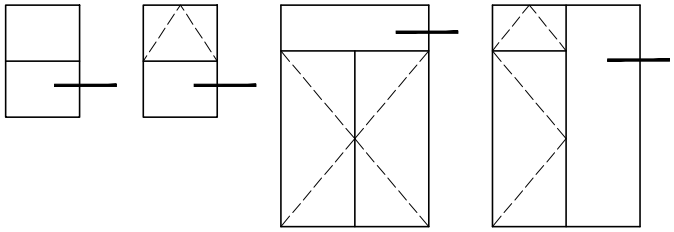

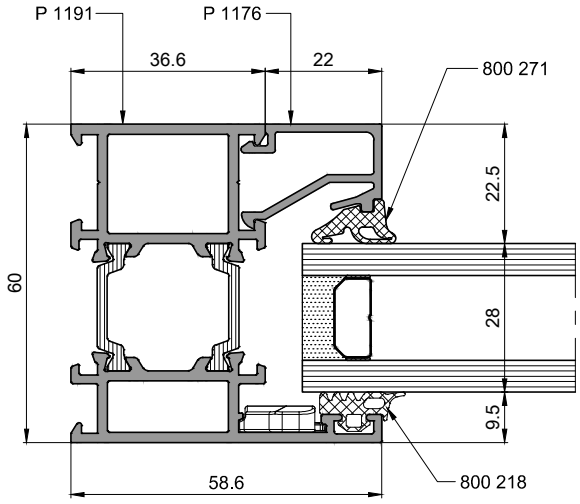
P 1191
P 1176
36.6
22
800 271
22.5
28
9.5
60
58.6
800 218

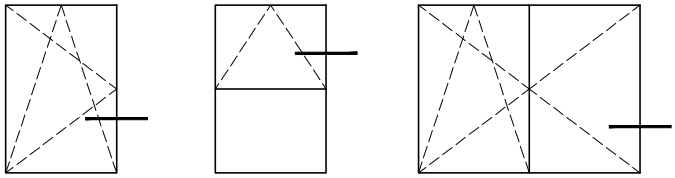

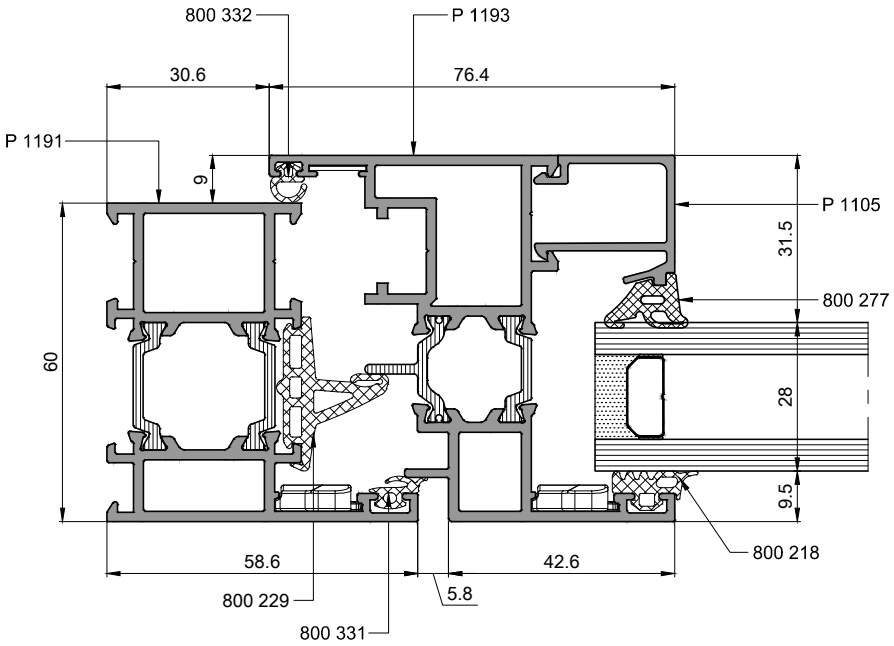
800 332
P 1193
30.6
76.4
P 1191
9
P 1105
31.5
800 277
60
28
9.5
800 218
58.6
42.6
5.8
800 229
800 331

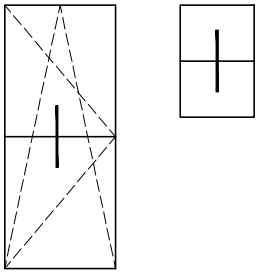

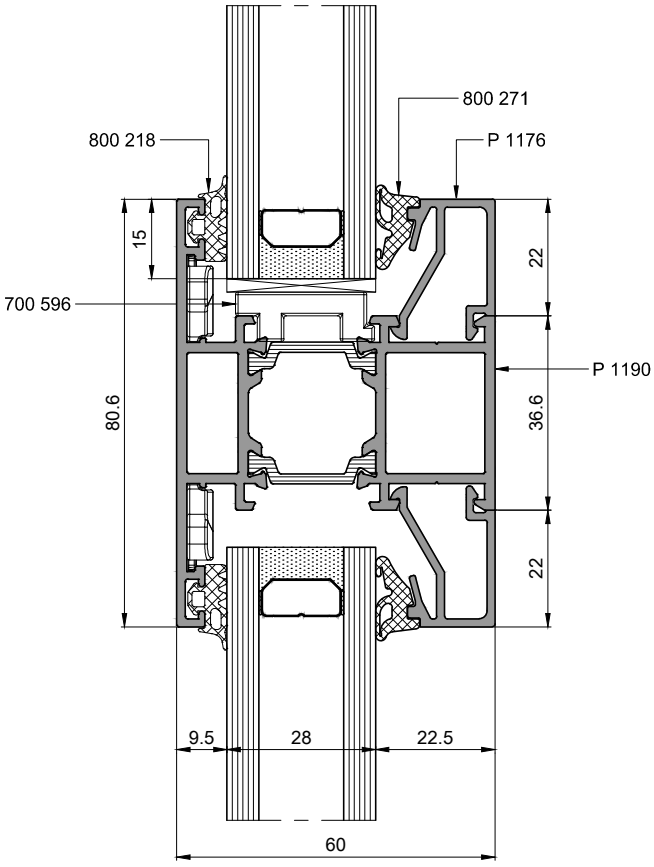
800 271
800 218
P 1176
15
22
700 596
P 1190
80.6
36.6
22
9.5
28
22.5
60

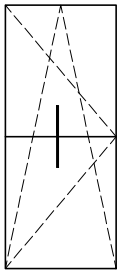

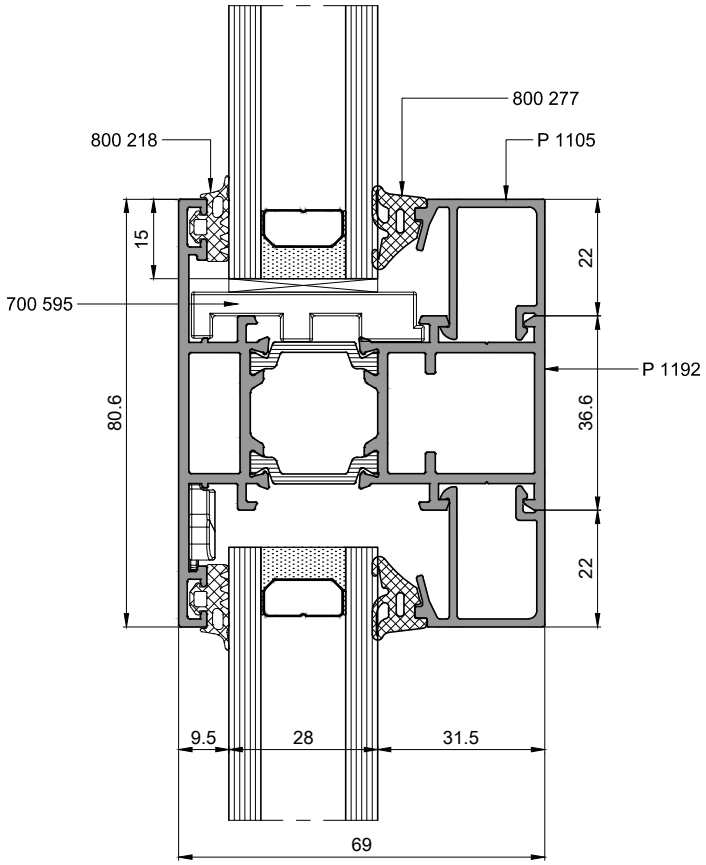
800 277
800 218
P 1105
15
22
700 595
P 1192
80.6
36.6
22
9.5
28
31.5
69

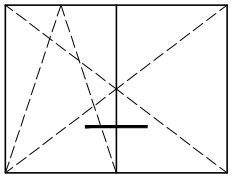

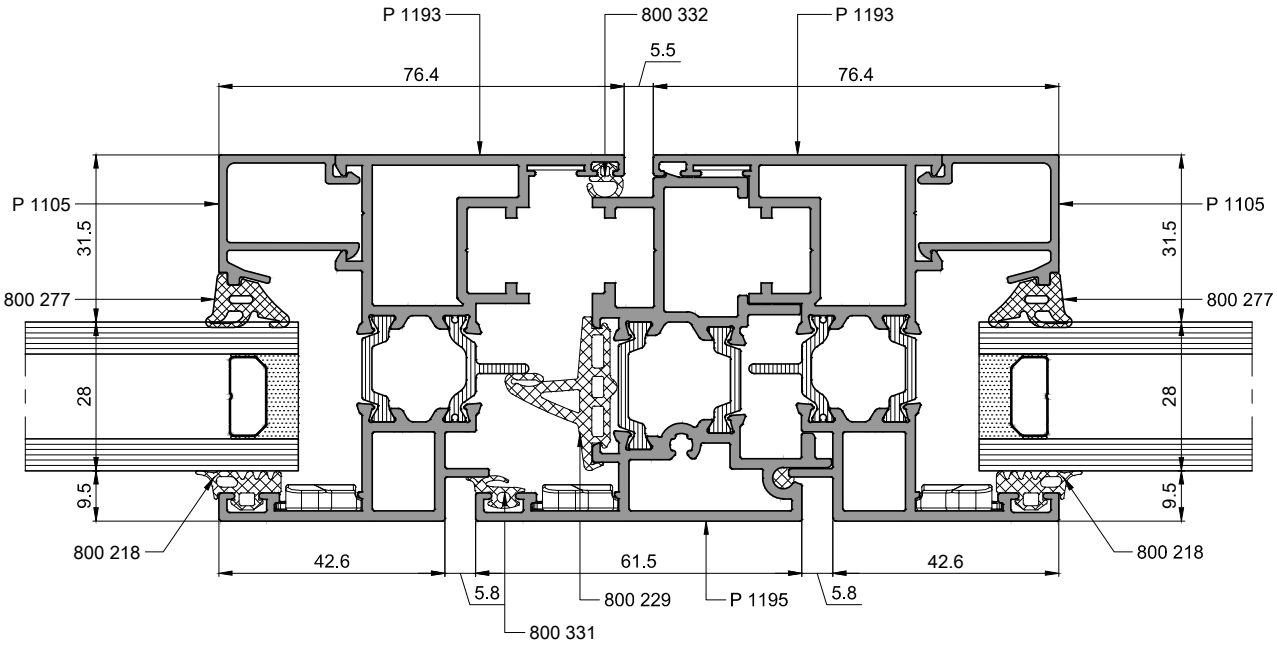
P 1193
800 332
P 1193
5.5
76.4
76.4
P 1105
31.5
800 277
28
9.5
800 218
P 1105
31.5
800 277
28
9.5
800 218
42.6
61.5
42.6
5.8
800 229
P 1195
5.8
800 331

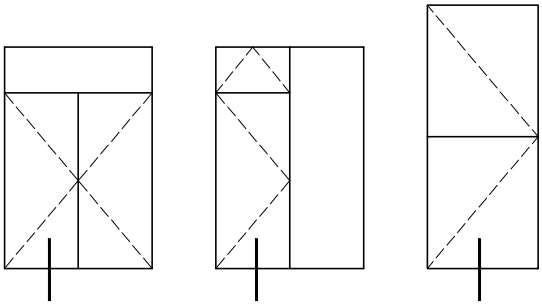

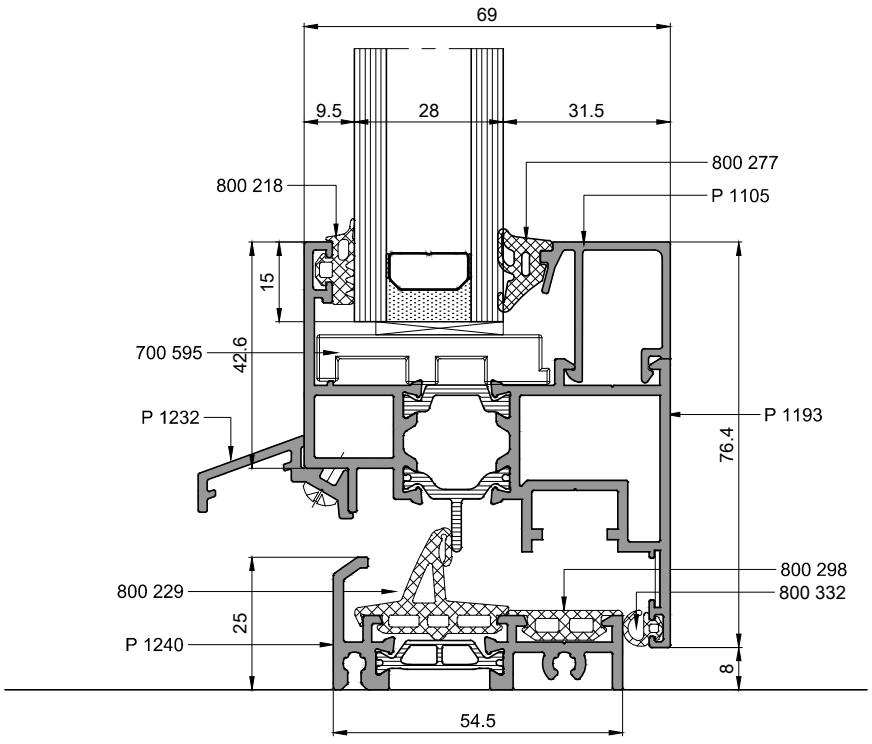
69
9.5
28
31.5
800 218
800 277
P 1105
15
42.6
700 595
P 1232
P 1193
76.4
800 298
800 332
800 229
25
P 1240
8
54.5

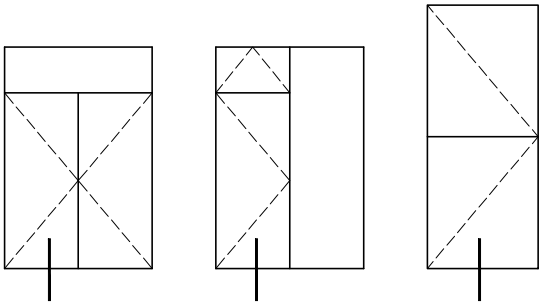

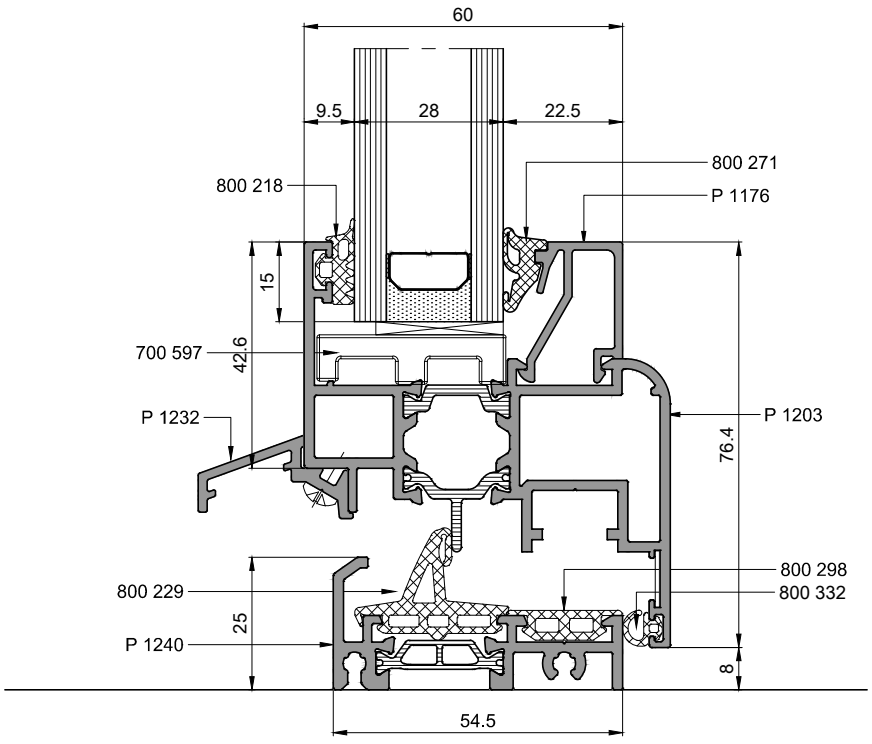
60
9.5
28
22.5
800 218
800 271
P 1176
15
42.6
700 597
P 1232
P 1203
76.4
800 298
800 332
800 229
25
P 1240
8
54.5

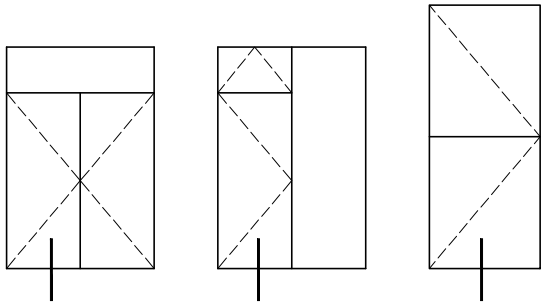

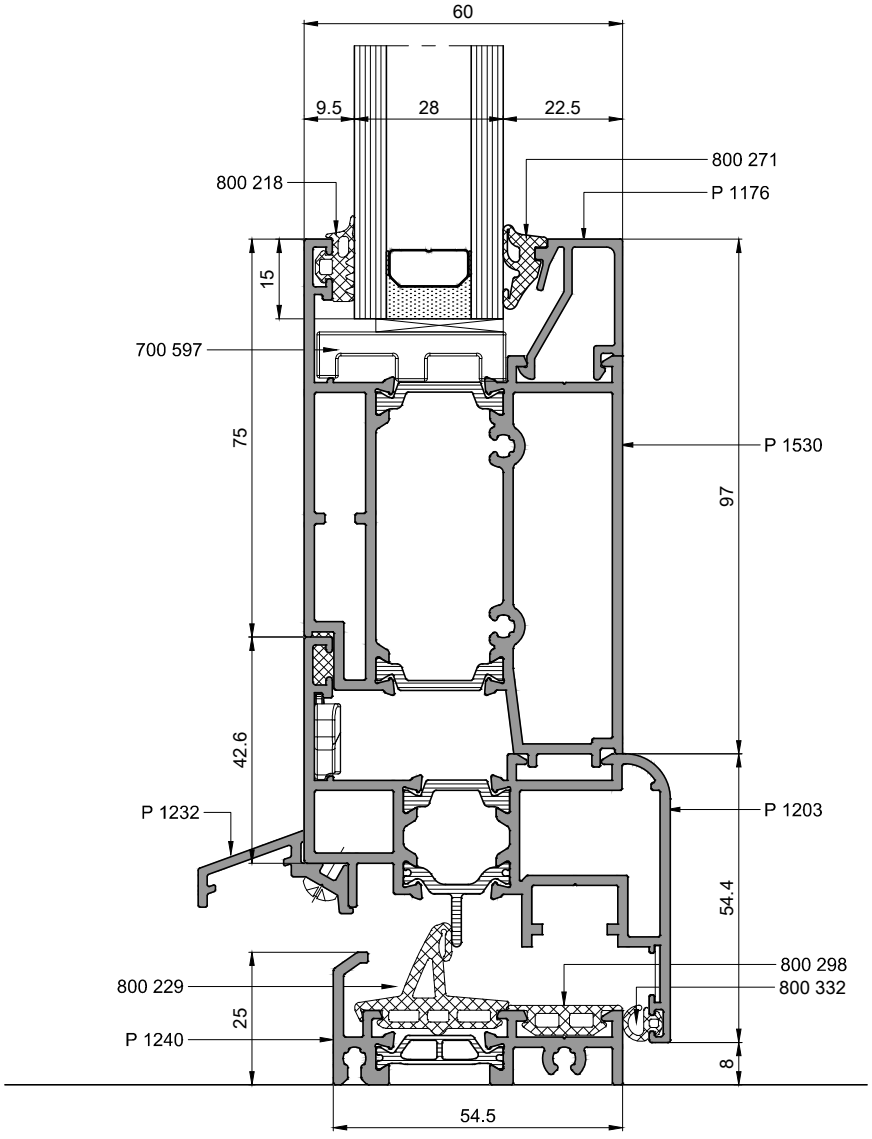
60
9.5
28
22.5
800 218
800 271
P 1176
15
700 597
75
P 1530
97
42.6
P 1232
P 1203
54.4
800 298
800 332
800 229
25
P 1240
8
54.5

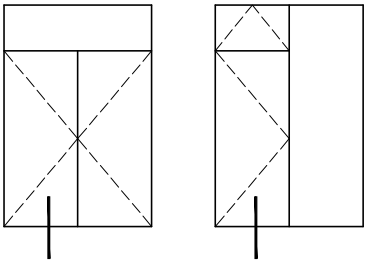

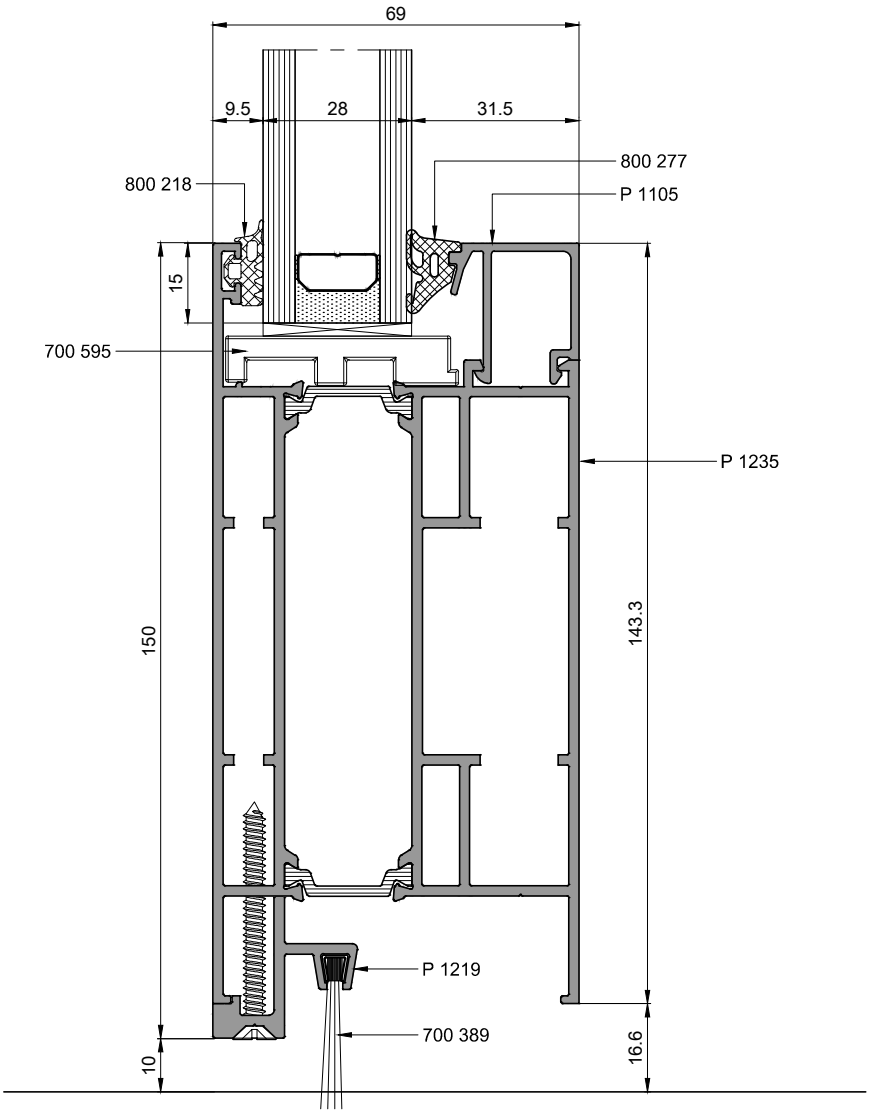
69
9.5
28
31.5
800 277
800 218
P 1105
15
700 595
P 1235
150
143.3
P 1219
700 389
10
16.6

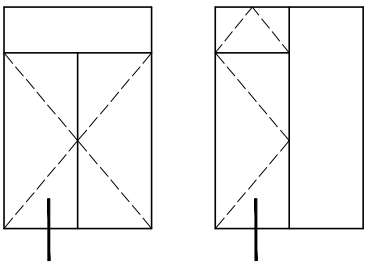

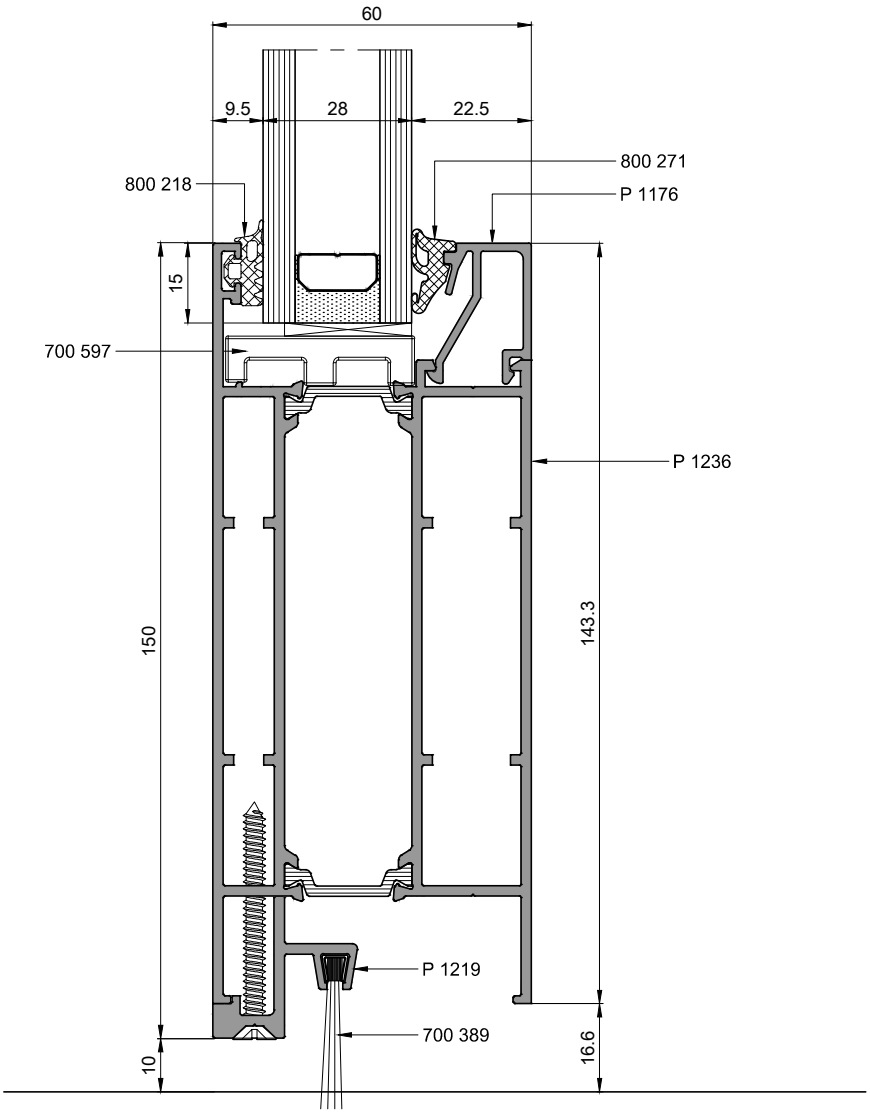
60
9.5
28
22.5
800 271
P 1176
800 218
15
700 597
P 1236
150
143.3
P 1219
700 389
10
16.6

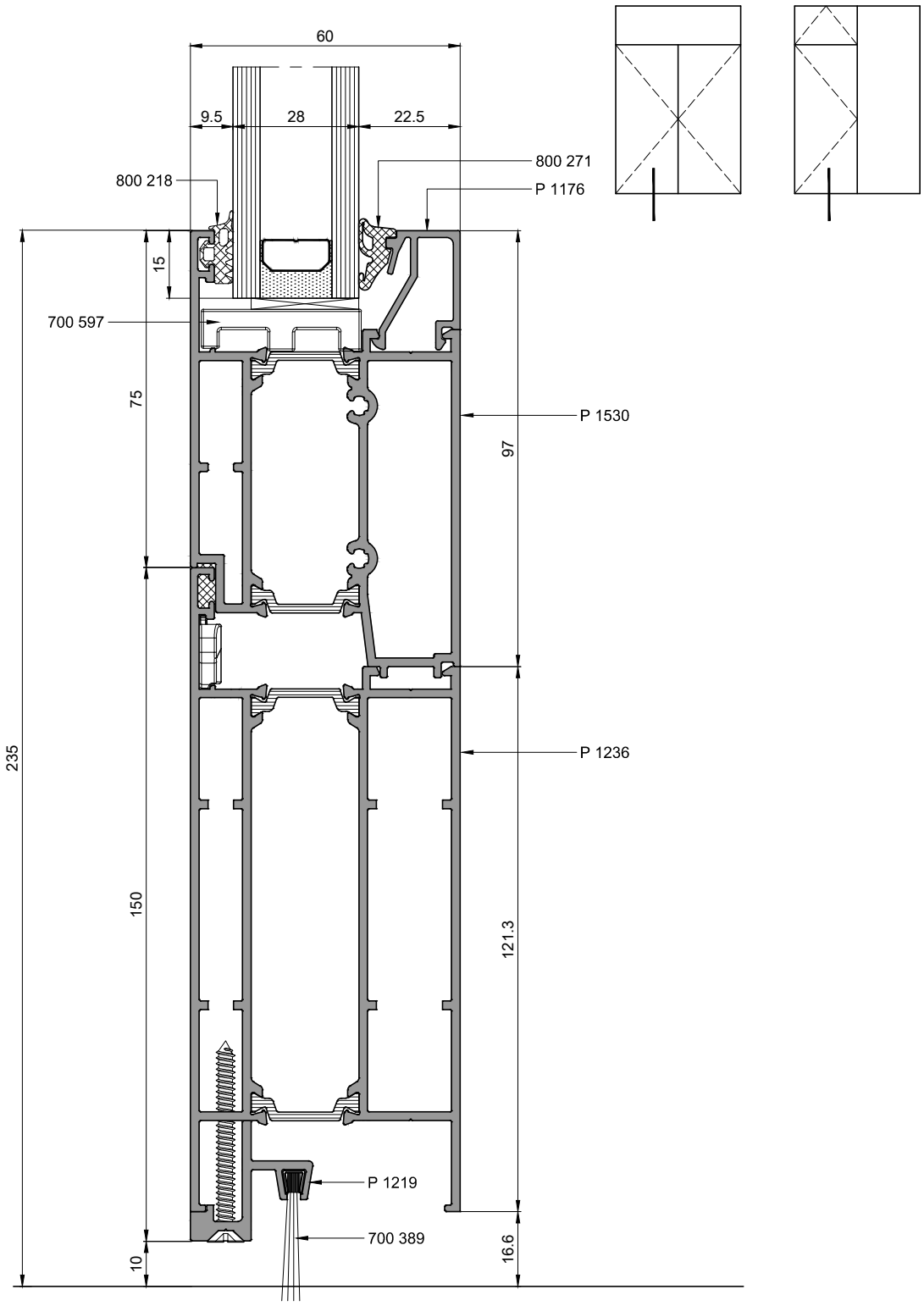
60
9.5
28
22.5
800 218
800 271
P 1176
15
700 597
75
P 1530
97
235
P 1236
150
121.3
P 1219
700 389
10
16.6

BASIC 60
KAPI ve PENCERE SİSTEMİ
DOOR and WINDOW SYSTEM

DIŞA AÇILIR KAPI
PRENSİP SİSTEM DETAYLARI
OUTWARD OPENING DOOR
PRINCIPAL SECTIONS

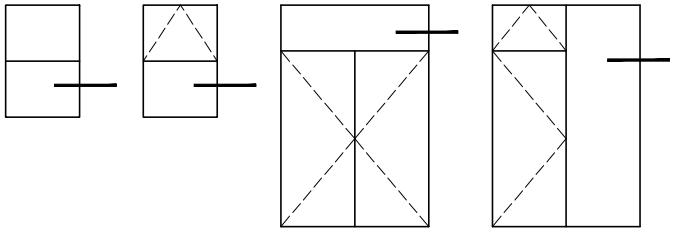

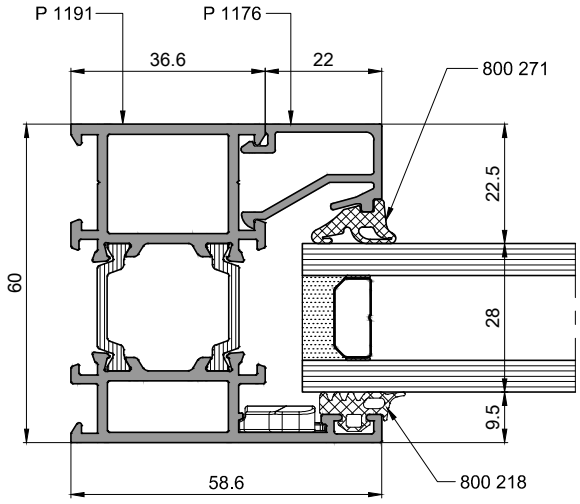
P 1191
P 1176
36.6
22
800 271
22.5
28
9.5
60
58.6
800 218

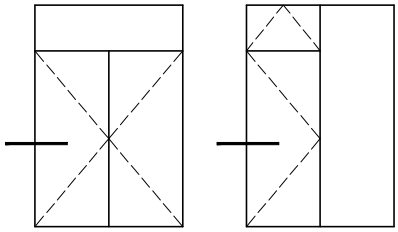

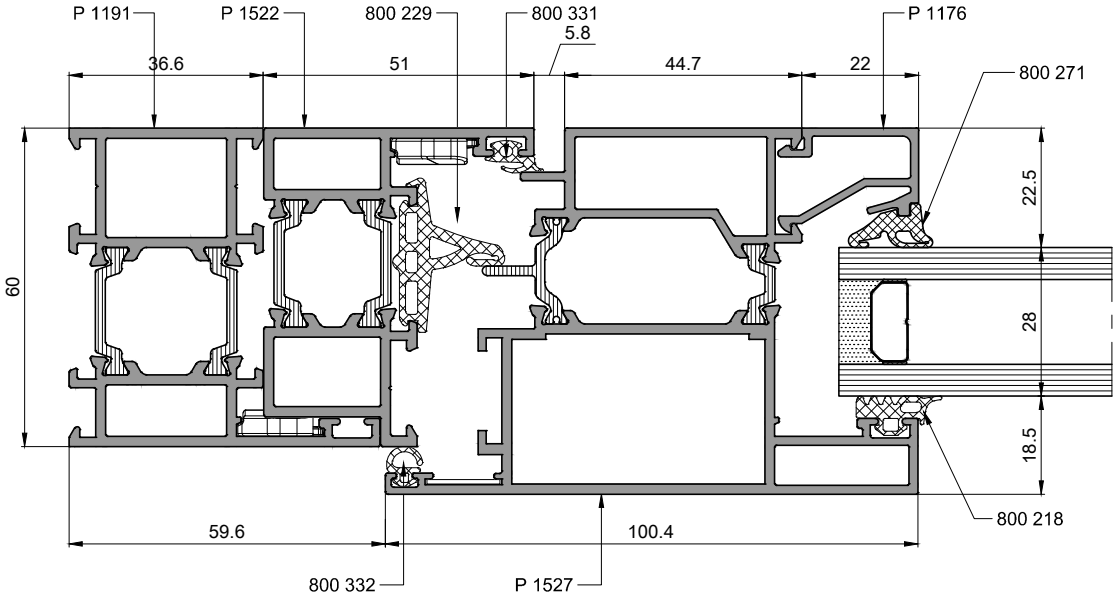
P 1191
P 1522
800 229
800 331
5.8
P 1176
36.6
51
44.7
22
800 271
60
22.5
28
18.5
800 218
59.6
100.4
800 332
P 1527

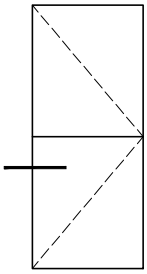

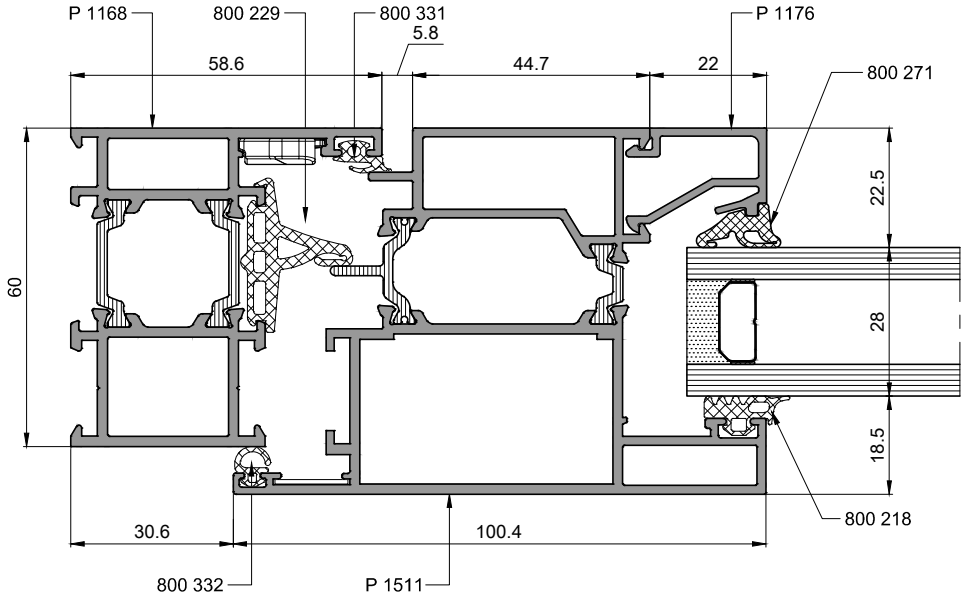
P 1168
800 229
800 331
5.8
P 1176
58.6
44.7
22
800 271
60
22.5
28
18.5
800 218
30.6
100.4
800 332
P 1511

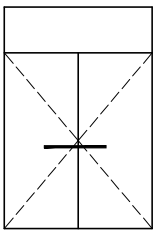

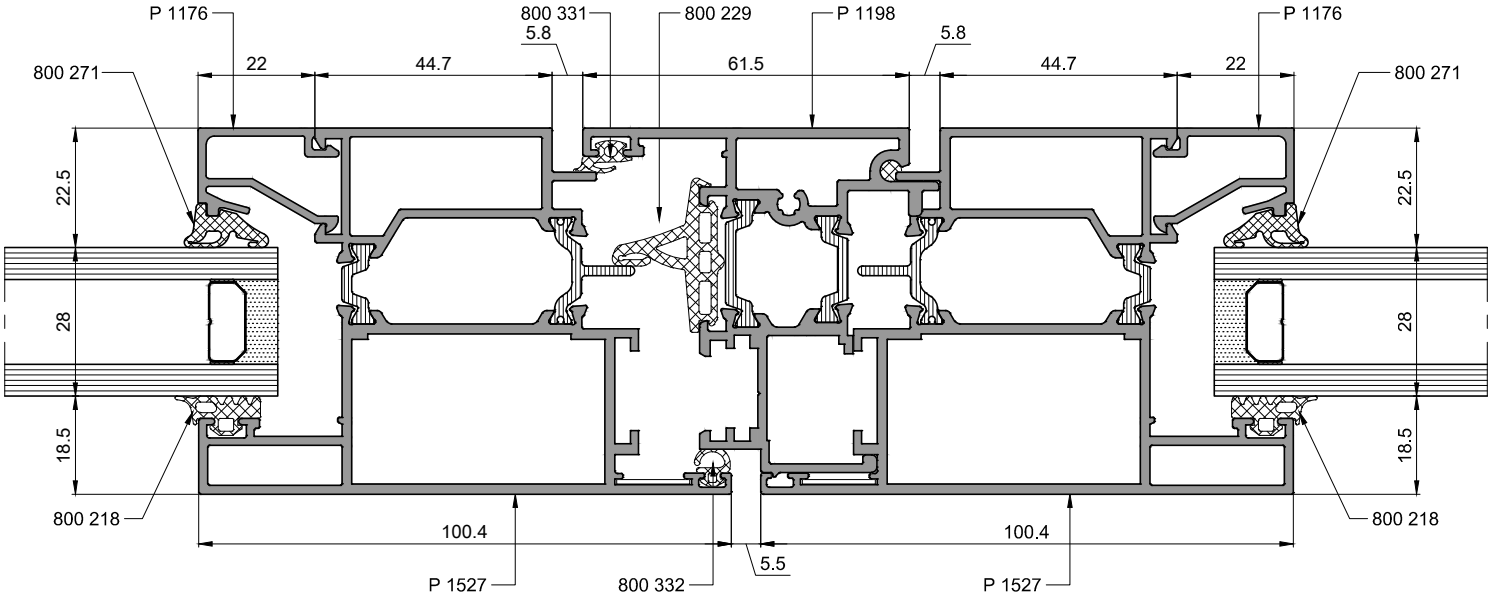
P 1176
800 331
5.8
800 229
P 1198
5.8
P 1176
800 271
22
44.7
61.5
44.7
22
800 271
22.5
28
18.5
22.5
28
18.5
800 218
800 218
100.4
100.4
5.5
P 1527
800 332
P 1527

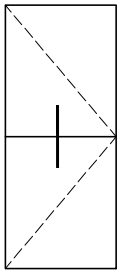

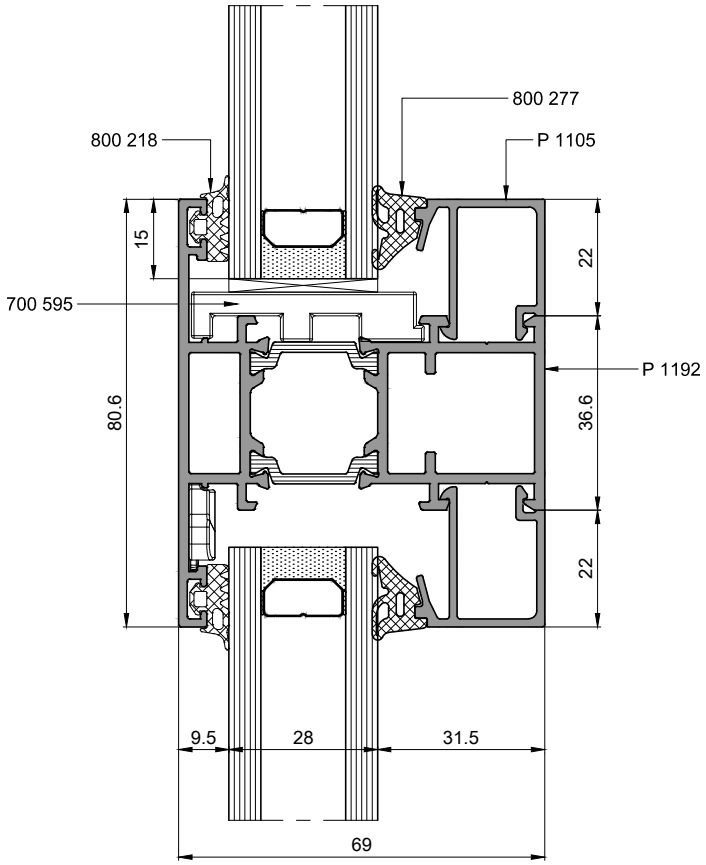
800 277
800 218
P 1105
15
22
700 595
P 1192
80.6
36.6
22
9.5
28
31.5
69

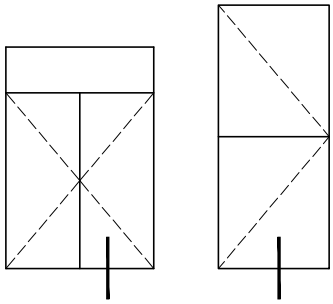

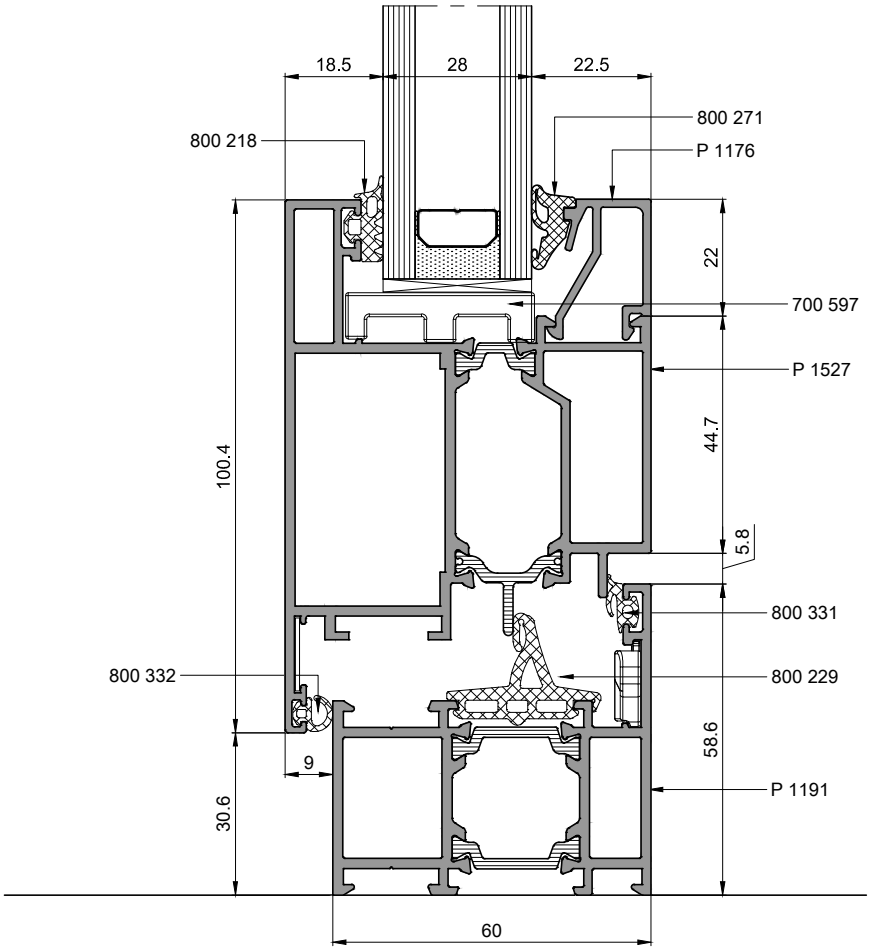
18.5
28
22.5
800 271
P 1176
800 218
22
700 597
P 1527
44.7
100.4
5.8
800 331
800 332
800 229
58.6
9
P 1191
30.6
60

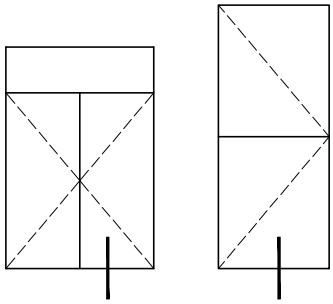

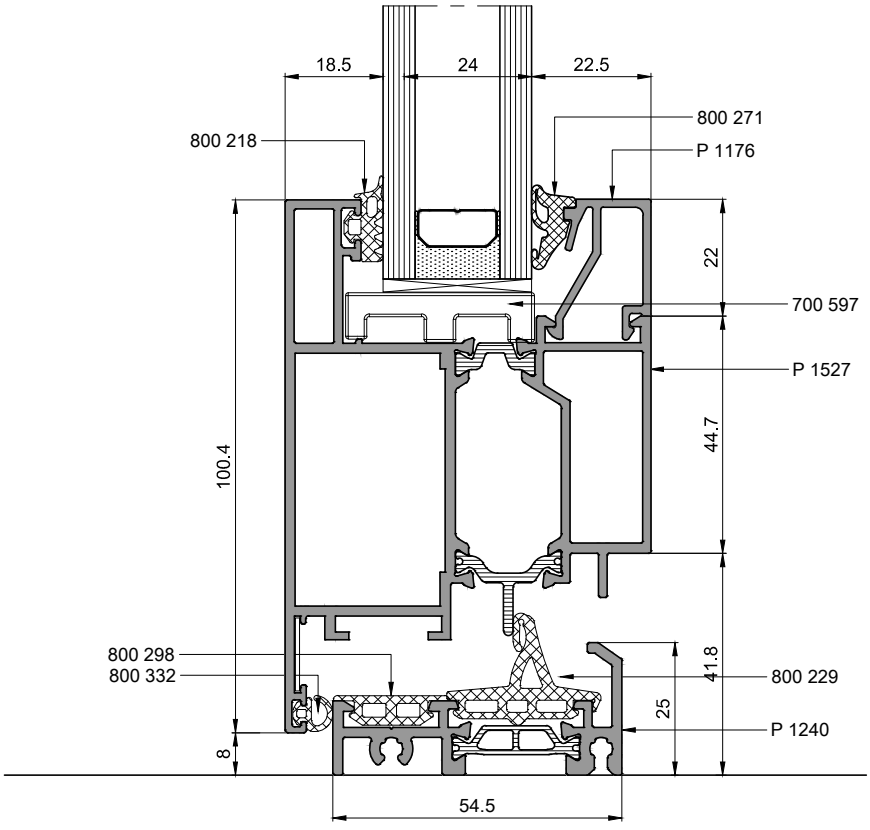
18.5
24
22.5
800 271
P 1176
800 218
22
700 597
P 1527
44.7
100.4
800 298
800 332
41.8
800 229
25
P 1240
8
54.5

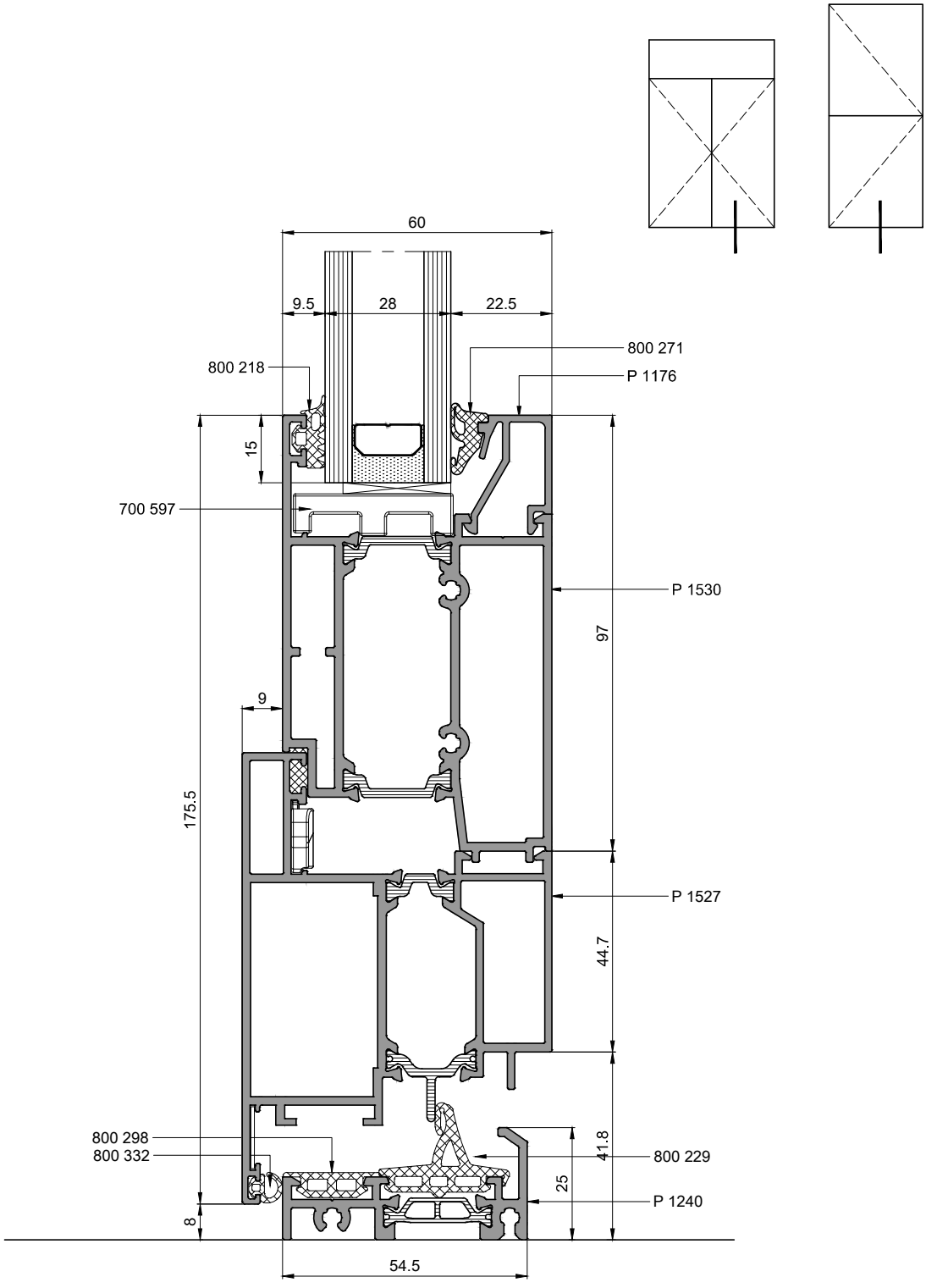
60
9.5
28
22.5
800 271
P 1176
800 218
15
700 597
P 1530
97
9
175.5
P 1527
44.7
800 298
800 332
41.8
800 229
25
P 1240
8
54.5

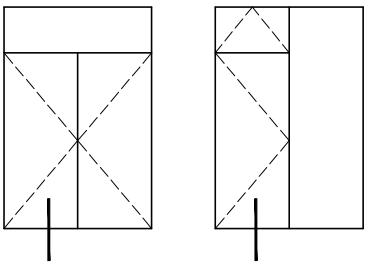

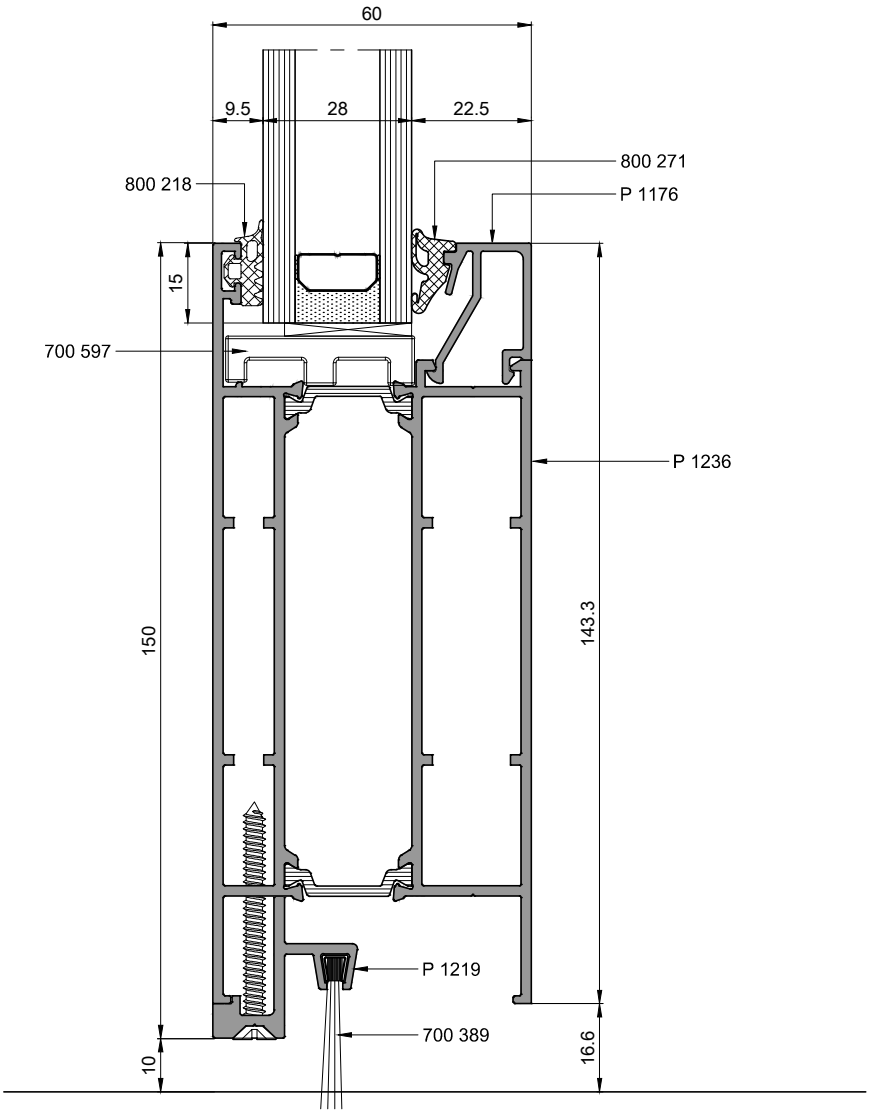
60
9.5
28
22.5
800 271
800 218
P 1176
15
700 597
P 1236
150
143.3
P 1219
700 389
10
16.6

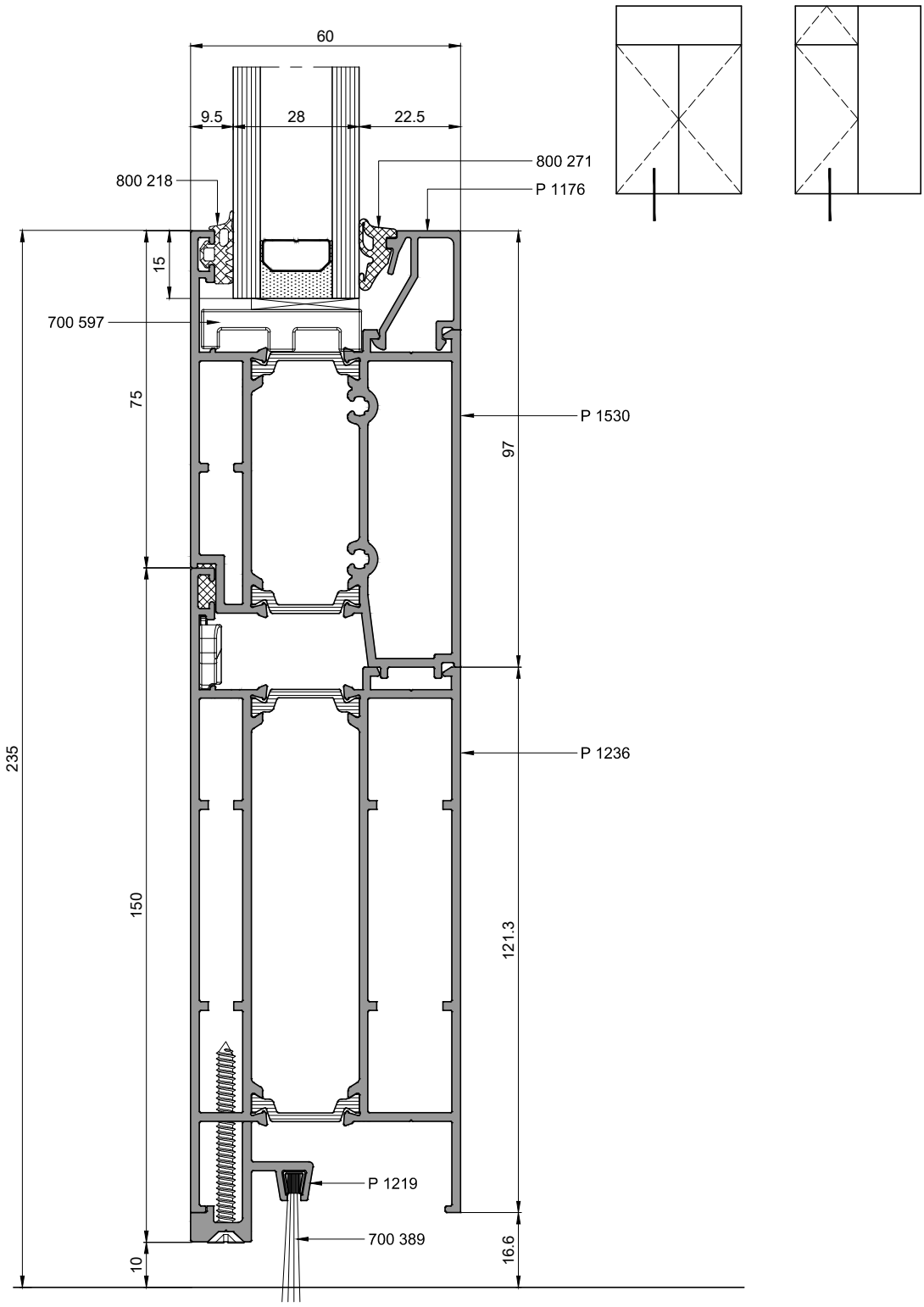
60
9.5
28
22.5
800 218
800 271
P 1176
15
700 597
75
P 1530
97
235
P 1236
150
121.3
P 1219
700 389
10
16.6

BASIC 60
KAPI ve PENCERE SİSTEMİ
DOOR and WINDOW SYSTEM

GEÇİŞ ve BİRLEŞİM
PRENSİP SİSTEM DETAYLARI
SPECIAL JOINING PRINCIPAL SECTIONS

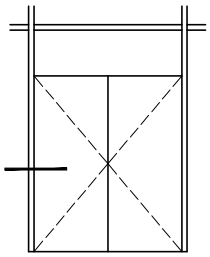

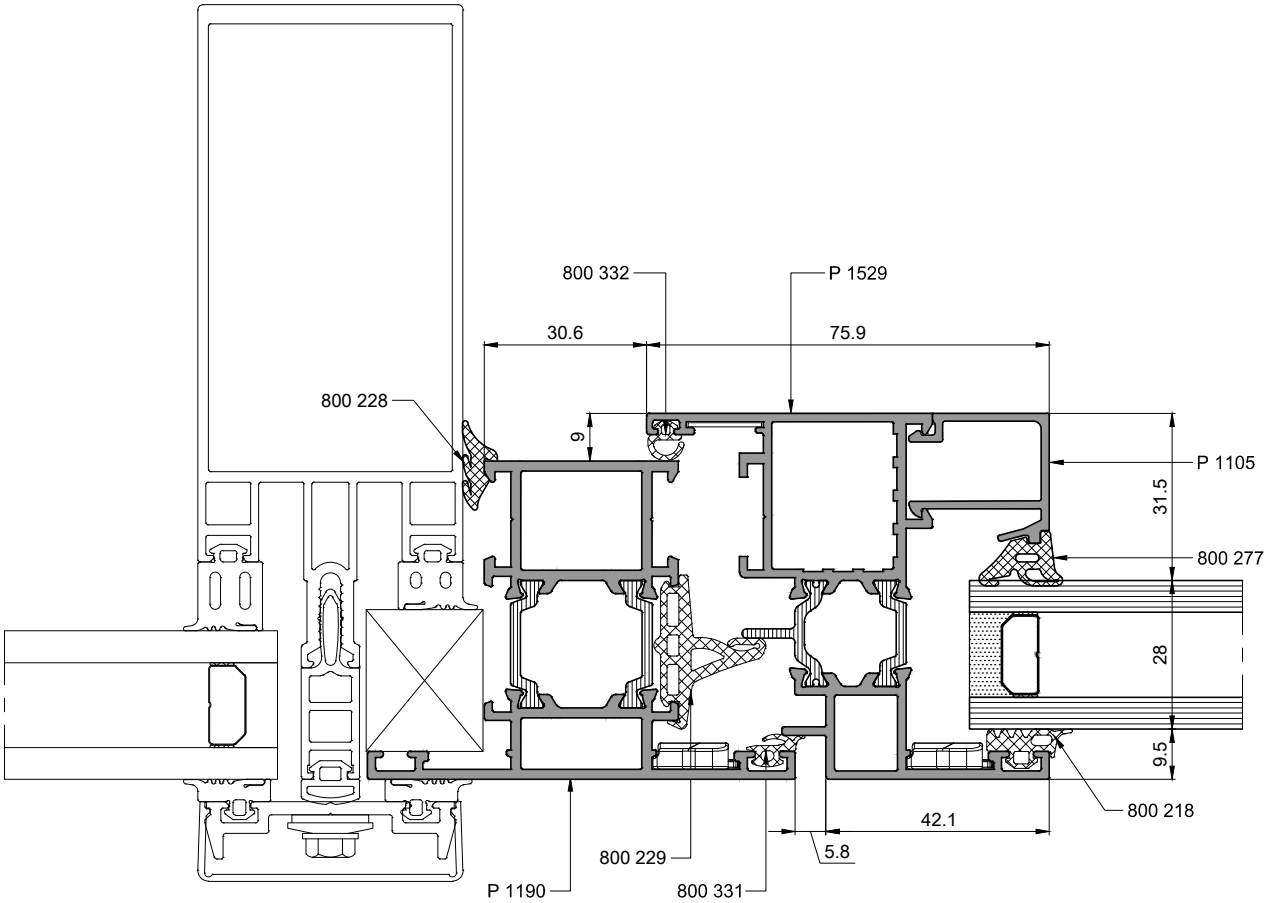
800 332
P 1529
30.6
75.9
800 228
9
P 1105
31.5
800 277
28
9.5
800 218
42.1
5.8
800 229
800 331
P 1190

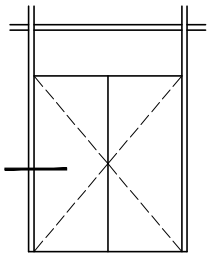

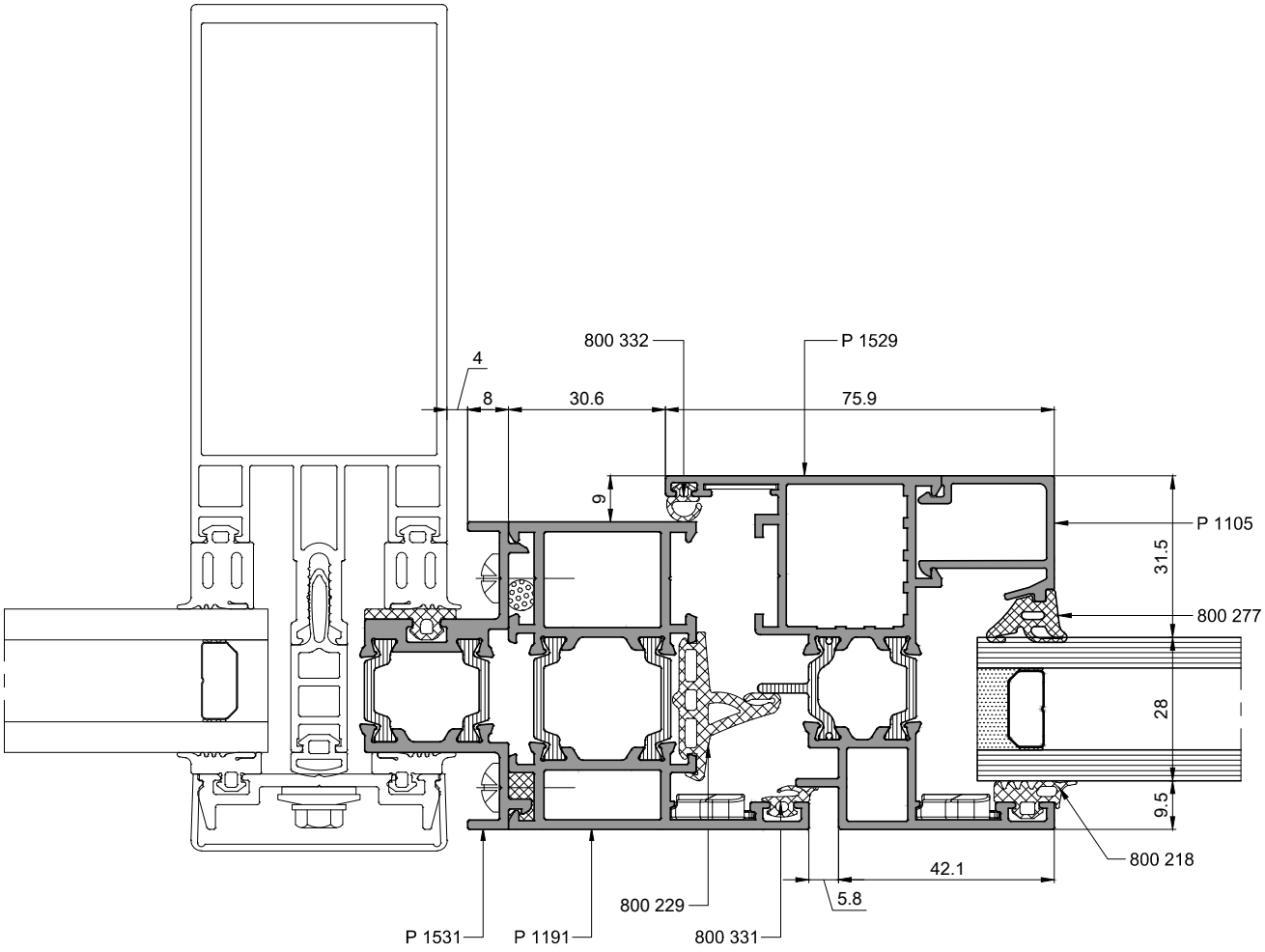
800 332
P 1529
4
8
30.6
75.9
9
P 1105
31.5
800 277
28
9.5
800 218
42.1
5.8
800 229
800 331
P 1531
P 1191

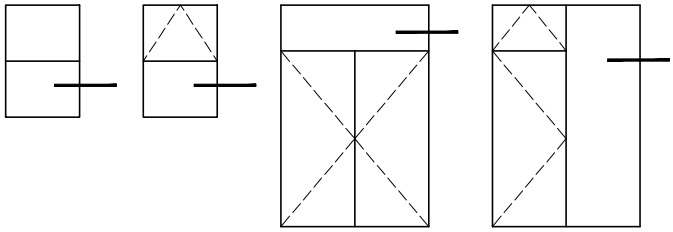

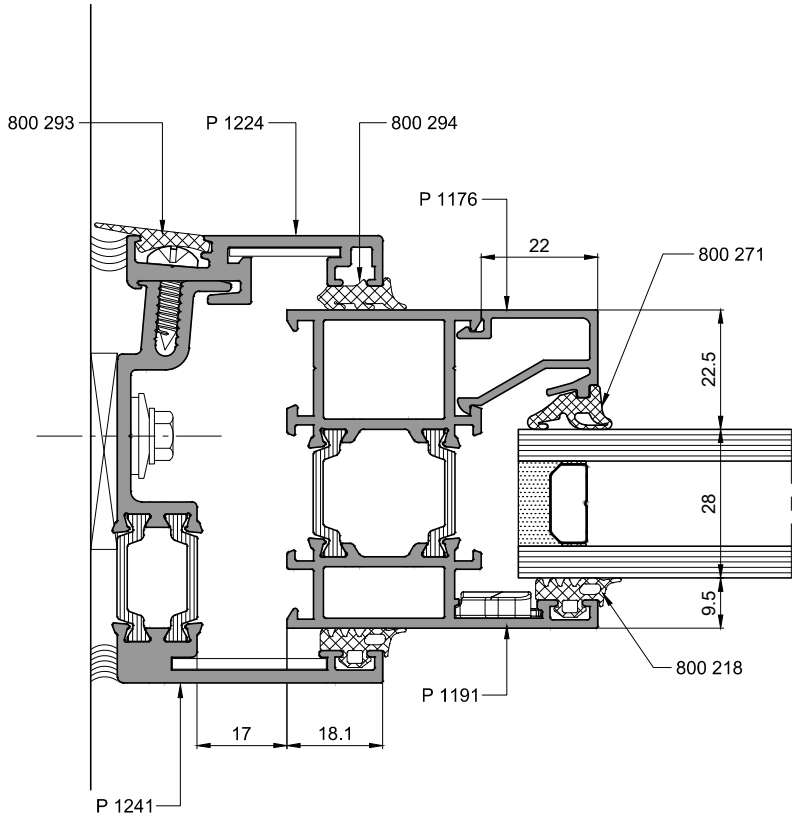
800 293
P 1224
800 294
P 1176
22
800 271
22.5
28
9.5
800 218
P 1191
17
18.1
P 1241

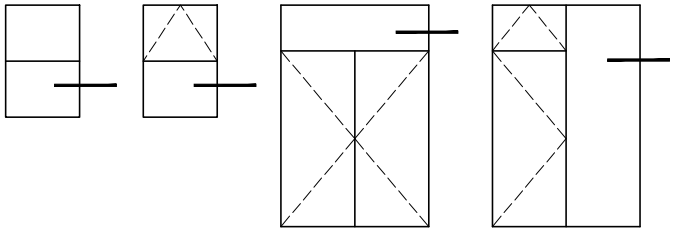

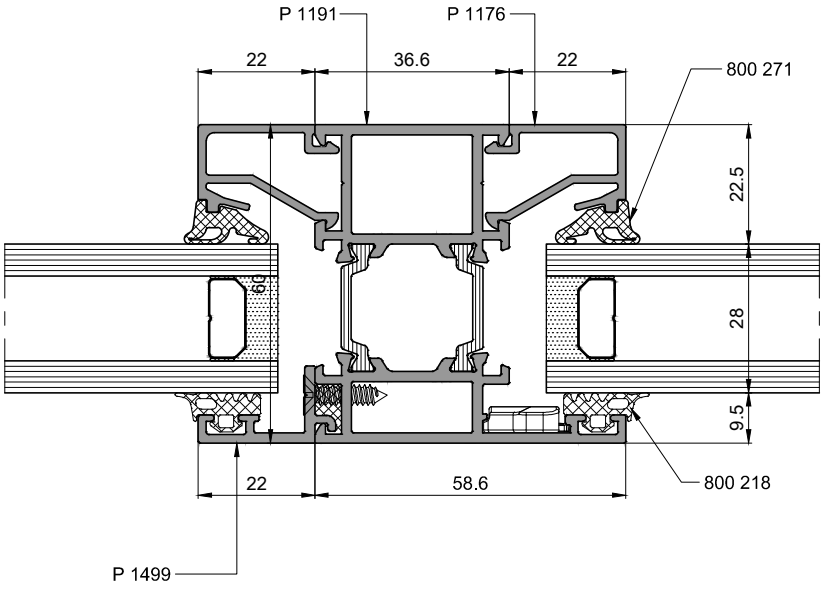
P 1191
P 1176
22
36.6
22
800 271
22.5
28
9.5
60
22
58.6
800 218
P 1499

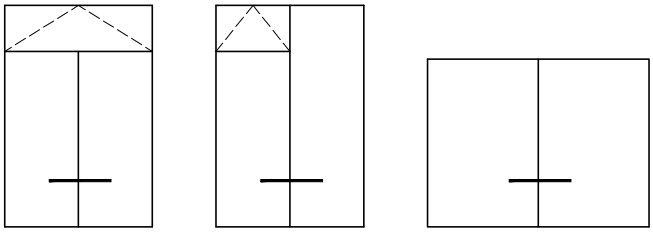

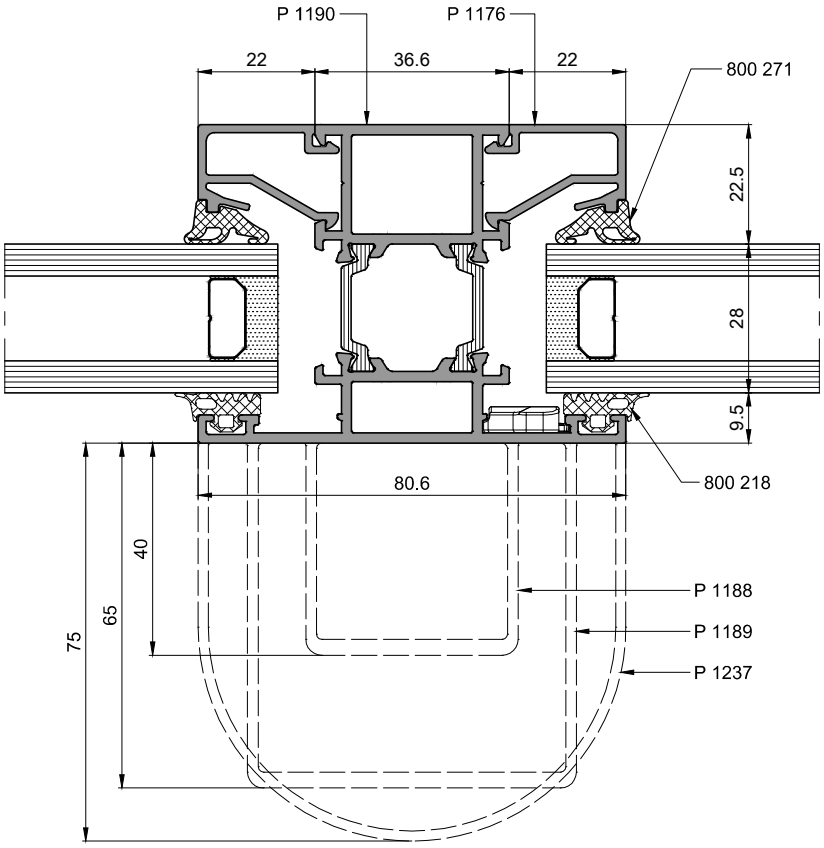
P 1190
P 1176
22
36.6
22
800 271
22.5
28
9.5
800 218
80.6
40
65
75
P 1188
P 1189
P 1237

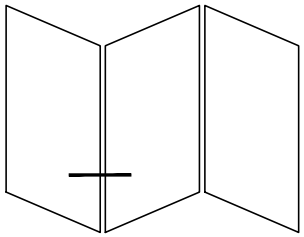

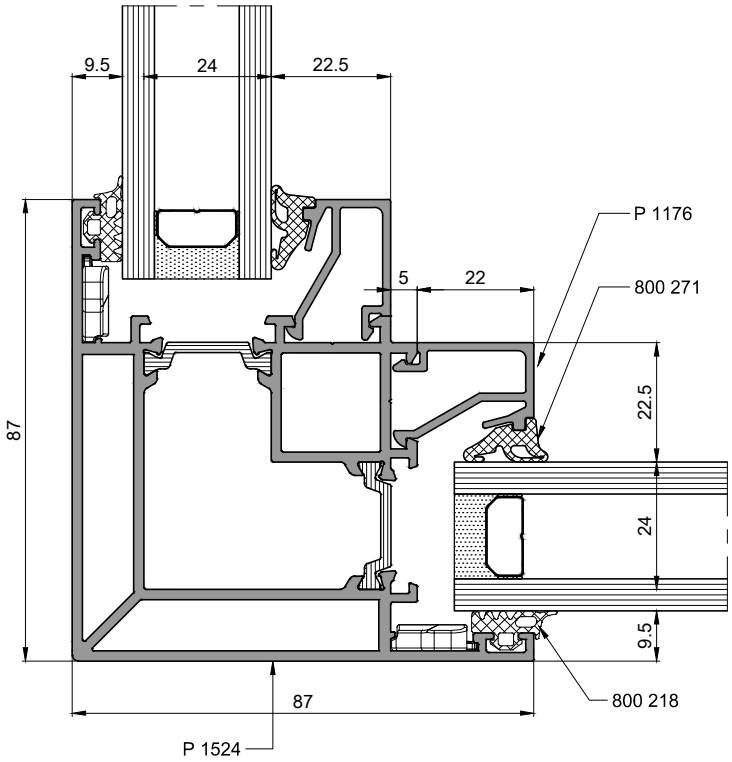
9.5
24
22.5
P 1176
800 271
5
22
87
22.5
24
9.5
800 218
87
P 1524

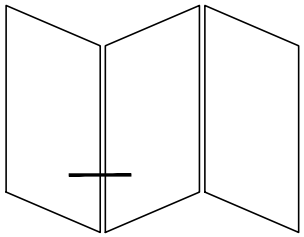

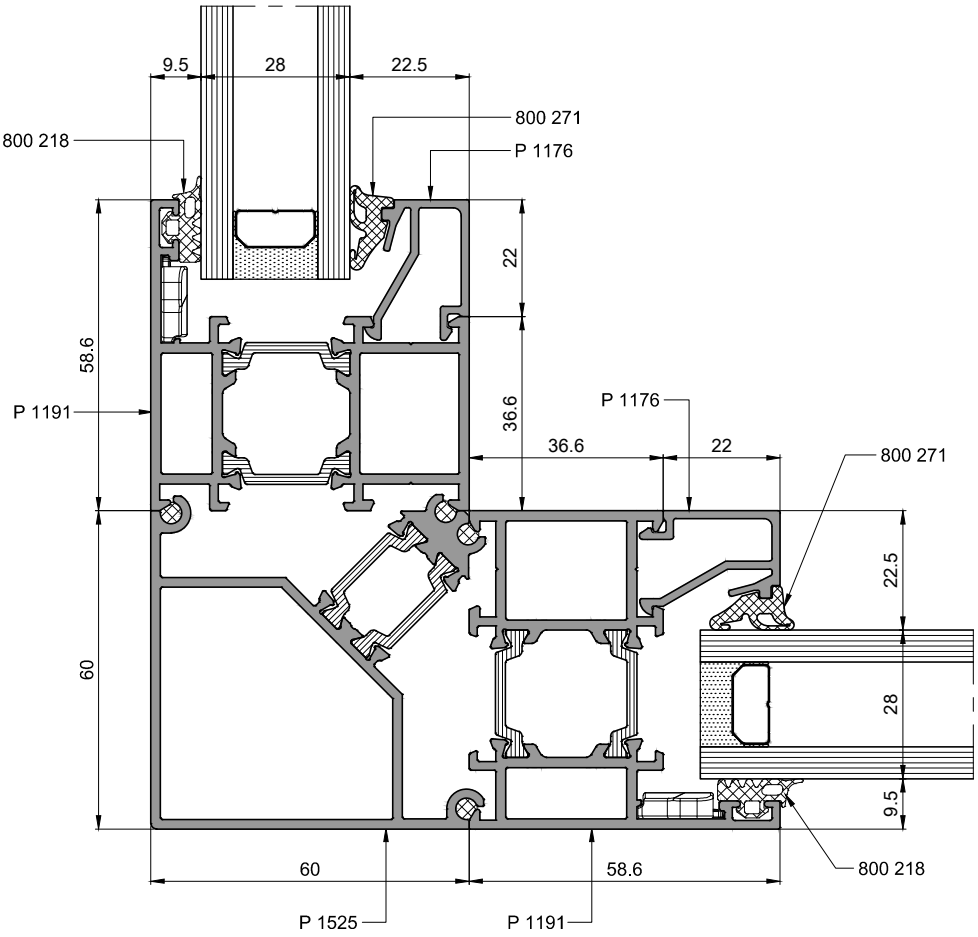
9.5
28
22.5
800 271
800 218
P 1176
22
58.6
P 1191
36.6
P 1176
36.6
22
800 271
22.5
28
9.5
60
800 218
60
58.6
P 1525
P 1191

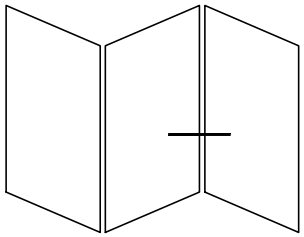

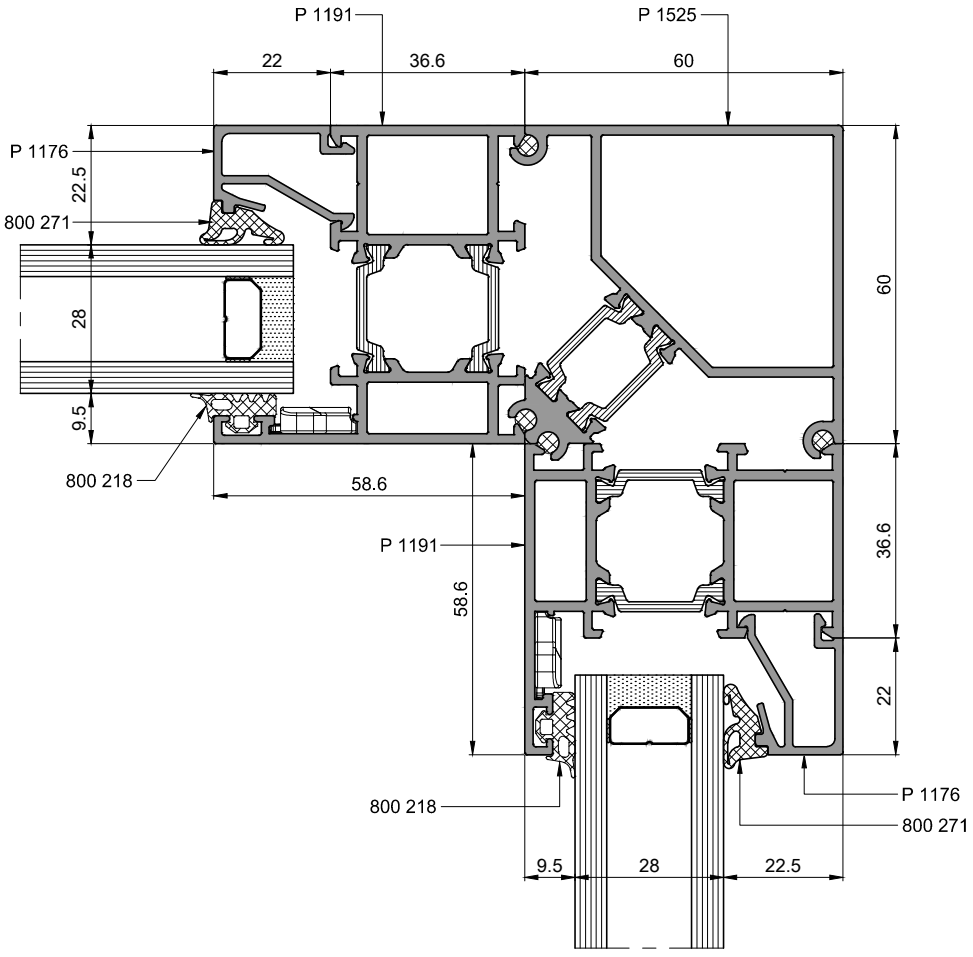
P 1191
P 1525
22
36.6
60
P 1176
22.5
800 271
28
9.5
800 218
58.6
60
P 1191
58.6
36.6
22
800 218
P 1176
800 271
9.5
28
22.5

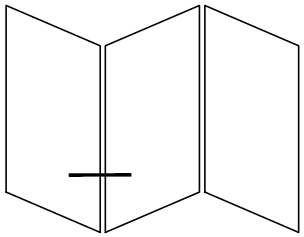

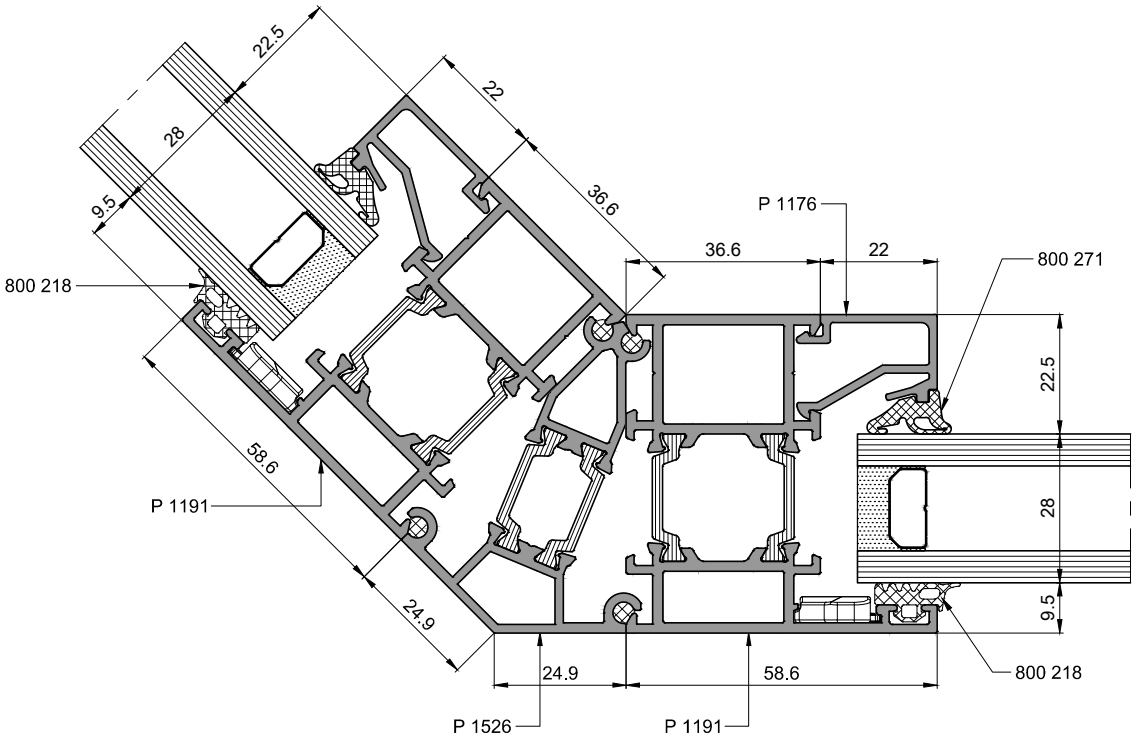
22.5
22
28
9.5
36.6
P 1176
36.6
22
800 271
800 218
22.5
58.6
P 1191
28
24.9
9.5
24.9
58.6
800 218
P 1526
P 1191

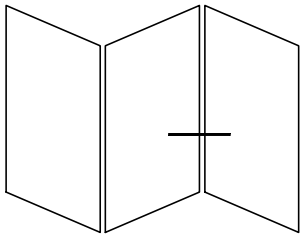

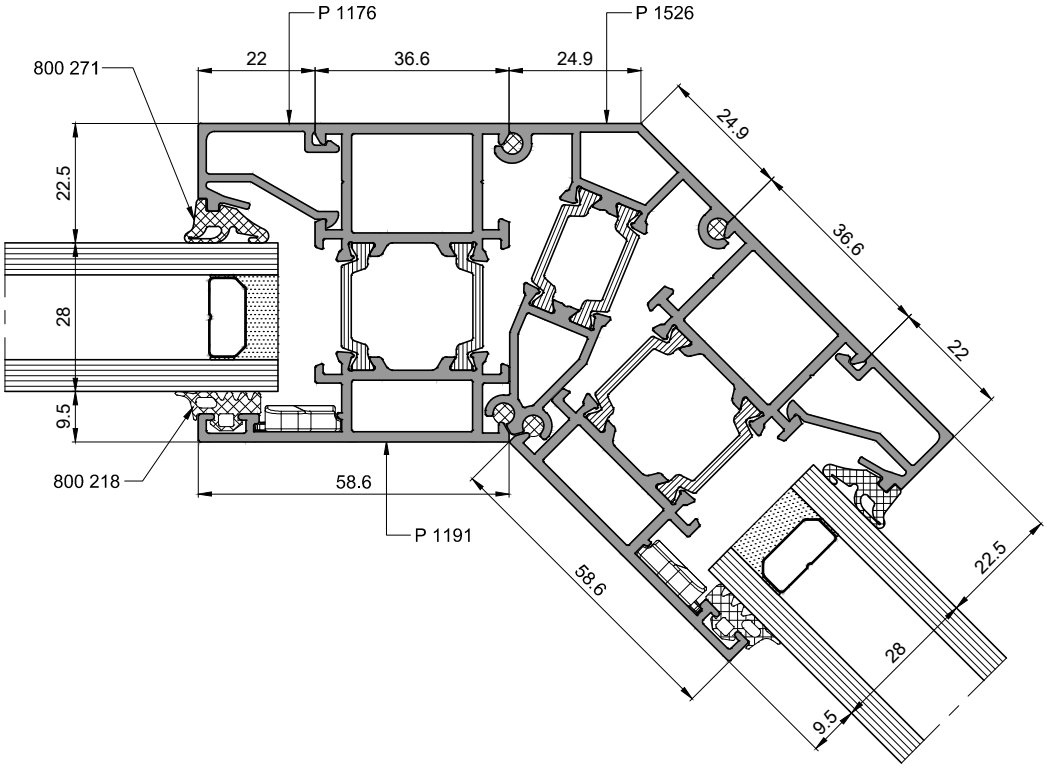
P 1176
P 1526
800 271
22
36.6
24.9
24.9
36.6
22
22.5
28
9.5
800 218
58.6
P 1191
58.6
22.5
28
9.5

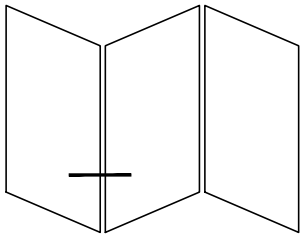

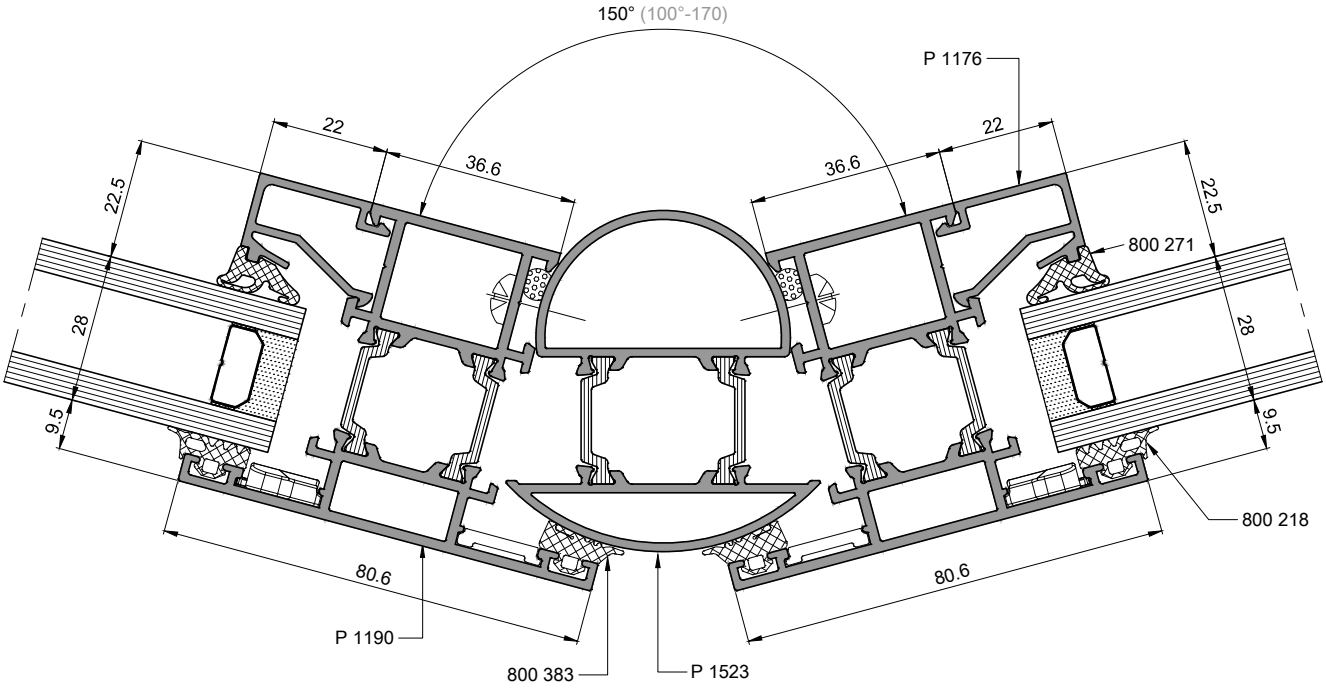
150° (100°-170)
P 1176
22
36.6
36.6
22
22.5
22.5
800 271
28
28
9.5
9.5
800 218
80.6
80.6
P 1190
800 383
P 1523

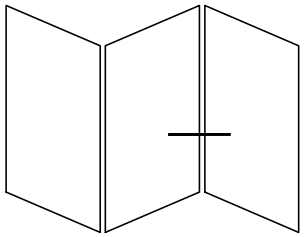

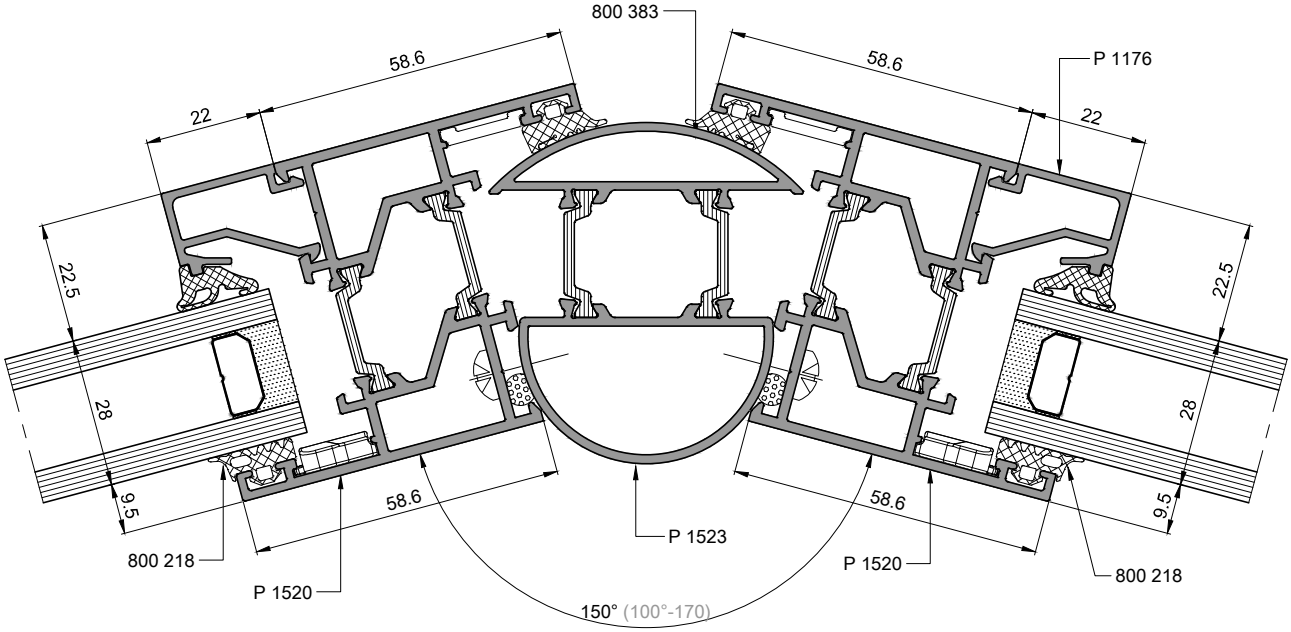
800 383
58.6
58.6
P 1176
22
22
22.5
22.5
28
28
9.5
9.5
58.6
58.6
800 218
800 218
P 1520
P 1520
P 1523
150° (100°-170)